



Abrazo®

6' Bath

K-1801



Features

- Center drain.
- Slotted overflow for deep soaking.
- Integral lumbar support.
- 72-3/8" (1838 mm) x 34-9/16" (878 mm) x 24-9/16" (624 mm)

Material

- Lithocast®

Installation

- Freestanding

Recommended Accessories

K- 923 Bath Filler



Codes/Standards

ASME A112.18.2/CSA B125.2

CSA B45.5/IAPMO Z124

ASTM E162

ASTM E662

Greenguard UL 2818 - Gold

KOHLER® One-Year Limited Warranty

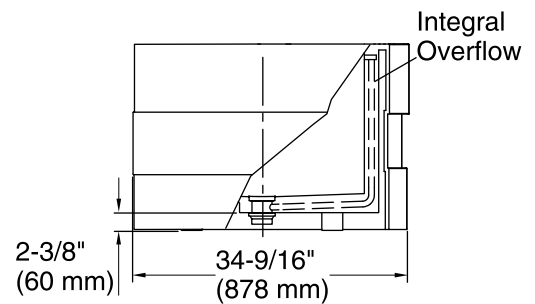
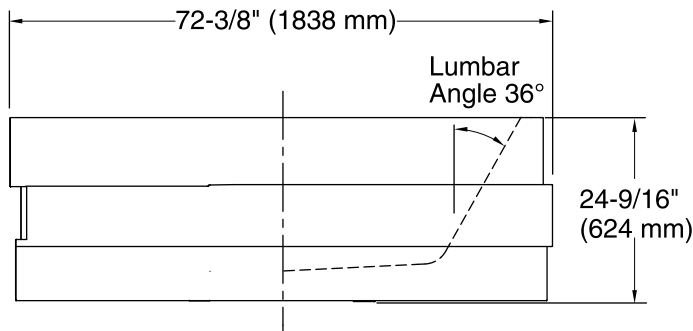
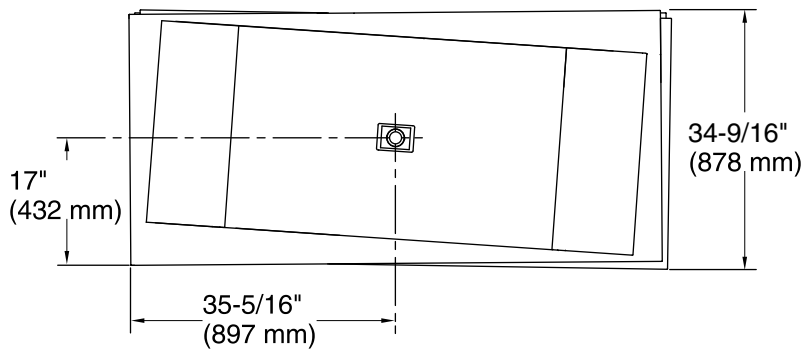
See website for detailed warranty information.

Available Color/Finishes

Color tiles intended for reference only.

Color	Code	Description
-------	------	-------------

	HW1	Honed White
--	-----	-------------



Technical Information

All product dimensions are nominal.

Installation:	Freestanding
Drain location:	Center
Basin area, bottom:	43-7/8" x 27" (1114 mm x 686 mm)
Basin area, top:	65-5/16" x 30-3/16" (1659 mm x 767 mm)
Weight:	396 lbs (179.6 kg)
Minimum floor load:	70 lbs/ft ² (341.8 kg/m ²)
Water depth:	18-1/2" (470 mm)
Water capacity:	100 gal (378.5 L)

Notes

Measure your actual product for rough-in details.

Install this product according to the installation instructions.

The hot water supply should be 70% of the capacity of the bath or greater. Installations will vary.