



model TWBS.HF

AXION® Thermostatic Mixing Valves

FEATURES & BENEFITS

BYPASS

Best-in-class cold water bypass flow (100% of rated tempered water flow) means continued protection under adverse conditions.

POSITIVE SHUT OFF

Actively suspends hot water flow when cold water supply is lost to protect against scalding.

PRESSURE DROP

Lowest internal pressure drop for this valve class – essential where supply pressure is low.

OPERATING RANGE

Minimal outlet temperature variation is achieved by having the best minimum flow rate in the industry.

SHUTTLE DESIGN

Superior shuttle design combined with premium material selection eliminates valve binding and reduces maintenance costs.

MIXING CHAMBER

Innovative funnel design generates turbulent flow to ensure consistent temperature blending across entire flow range.

LEAD FREE

Certified to NSF61 and California Health and Safety Code 116875 (AB 1953-2006).

ANTI-SCALD PROTECTION

Redundant anti-scald protection with internal cold water bypass ensures reliable protection. Main tempering valve provides primary protection while backup shutoff valve provides secondary high-temp protection. Internal cold water bypass supplies cold water if hot water supply or main tempering valve fails.

FLOW RATES


Flow range of 1 to 78 gpm (295 L) provides service for multiple emergency combination showers or multiple eyewashes to reduce hardware costs.

MEDICALLY SUPERIOR RESPONSE

AXION's superior design and technology provide a complete safety solution for increased victim comfort.

EXTENDED WARRANTY

3-year extended warranty based on superior engineering and best-in-class material selection means reliable protection you can trust for the long term.



SPECIFICATIONS

Model TWBS.HF - Thermostatic Mixing Valve (patent pending)

	MAXIMUM		MINIMUM	
Flow Rate	78 GPM	295 LPM	1 GPM	4 LPM
Hot Inlet Temperature	180° F	82° C	120° F	49° C
Recommended Hot Inlet Temperature	140° F	60° C		
Cold Inlet Temperature	70° F	21° C	40° F	4° C
Adjustable Outlet Temperature Range	85° F	29° C	60° F	16° C
Operating Pressure	125 PSI	8.6 BAR		
Factory Temperature Set Point	85° F	29° C		
Cold Water Bypass	79 GPM	299 LPM @ 30 PSID		

Inlet Ports: 2" NPT(f) Outlet Port: 2" NPT(F)

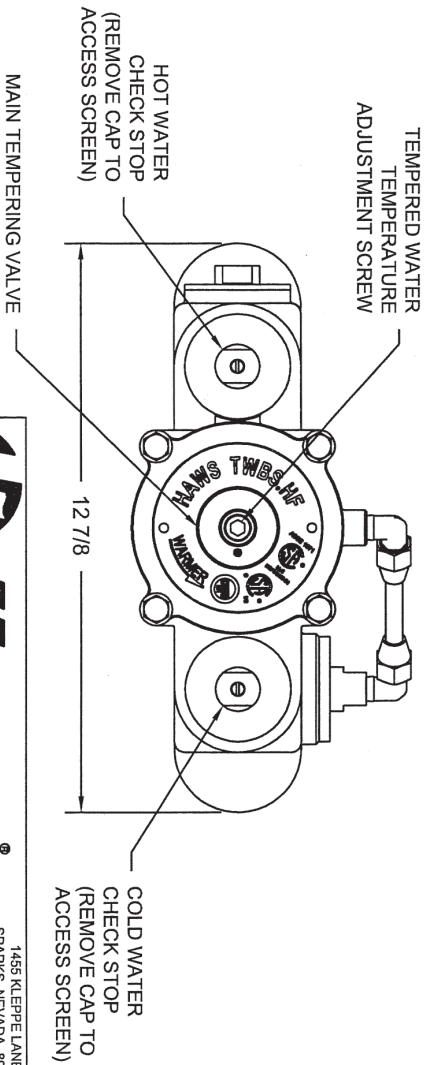
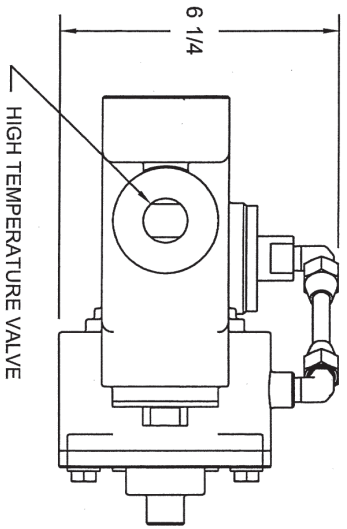
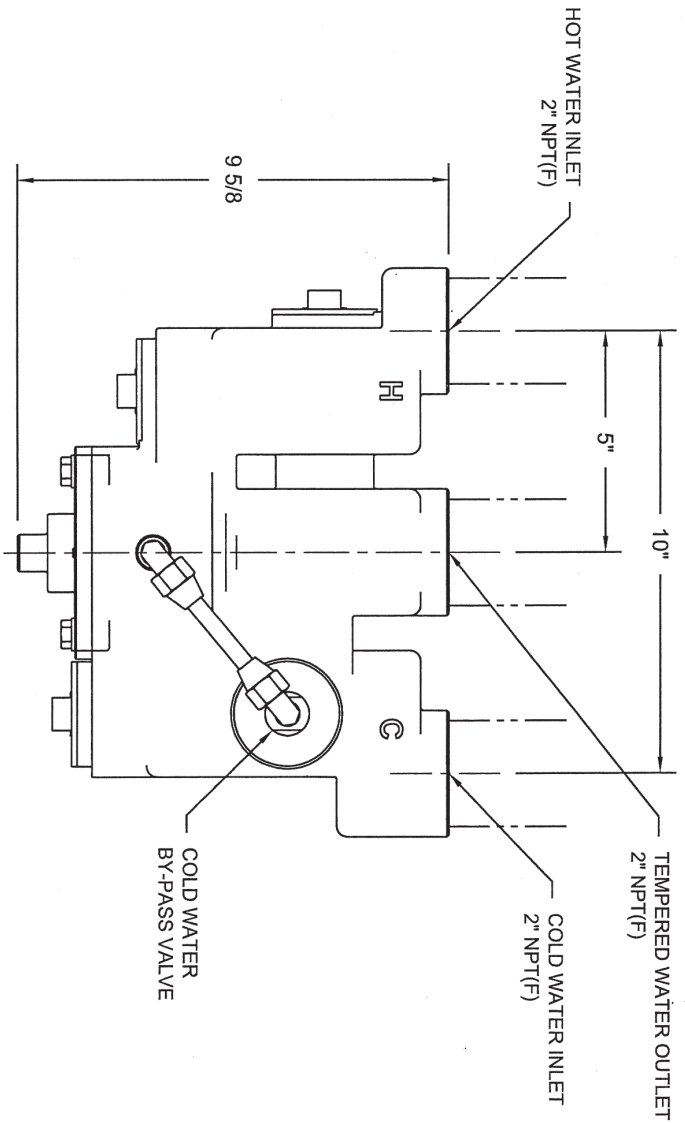
Maximum Inlet Pressure Differential: +/- 10%

Listings: ASSE 1071, ANSI Z358.1, CSA B125.3, NSF/ANSI 61-section 8, NSF/ANSI 372, California Health and Safety Code 116875 (AB 1953-2006).

FLOW CAPACITIES

MODEL	INLET	OUTLET	MINIMUM FLOW	INTERNAL COLD WATER BY-PASS AT 30PSI DROP	PRESSURE DROP							
					5	10	15	20	30	45	60	PSI
TWBS.HF	2"	2"	1	79	.345	.689	1.03	1.38	2.07	3.10	4.13	BAR
					32	45	55	64	78	95	110	GPM
					4	299	121	170	280	242	295	360





1455 KLEPPE LANE
 SPARKS, NEVADA 89431
 (775) 359-4712 FAX (755) 359-7424
 E-MAIL: HAWS@HAWSCO.COM
 WEBSITE: WWW.HAWSCO.COM

ECN NO. 4489	REVISED PER BY: DATE: 1/1/00	MODEL(S)	TWBS.HF
DRAWING NO. 150499A	DATE: 1/1/00		
APPROVED: [Signature]	SCALE: 1:4	DRAWING TYPE: INSTALLATION	PART NUMBER: 0002080229 D
			DRAWING NO. 150499A
			REV 4