



Preferred™

Parts & Accessories

Top quality parts and supplies for
HVAC & Plumbing Industries

WHOLESALE
2013 CATALOG

TABLE OF CONTENTS

3 INTRODUCTION

CATEGORIES

7	Thermostats & Alarms
33	Indoor Air Quality
45	Motors
55	Compressors
63	Refrigerant Components & Piping
79	Controls & Electrical
97	Gas & Oil Heating
113	Air Movement
117	HVAC Supplies
169	Chemicals
187	Tools & Instruments
249	Water Heater Parts
261	Part Number Index



Preferred[™]

Parts & Accessories

INTRODUCTION

Thank you for considering Preferred Parts as your source for parts, maintenance, and service product requirements. Preferred is your ultimate provider for heating, cooling, and plumbing aftermarket parts and accessories, supplies, tools, and chemicals. We offer today's most extensive variety of HVAC and Plumbing related products available from one source. Our pricing, promotions, and marketing expertise will help you build and sustain a thriving aftermarket parts business.

The following easy to understand Preferred Marketing Manual will guide you through all of the information needed to conduct a winning business strategy with Preferred Products.

Our New Preferred Products Catalog has been created to support your distribution network with easy to find category product tabs and additional indexing by product name or part number. Comprehensive product information is also available by visiting our website at www.preferredproducts.com.

Print materials are readily available for in-store promotions of Preferred quality products and accessories.

The Preferred team is committed to serving you. We hope you will find this catalog to be a valuable tool in growing your business in today's highly competitive atmosphere. We are continually searching for new and better ways to serve your business. Please feel free to share any suggestions for new products to include in our catalog offerings.



THE PREFERRED TEAM

Preferred Products is proudly represented by the following key team members:

Channel Development Manager

Marc Edwards
marc.edwards@askpreferred.com

Marketing Analyst

Ofelia Reddick
ofelia.reddick@askpreferred.com
info@askpreferred.com

Warehouse Manager

Michael Herman
michael.herman@askpreferred.com

Region A Southeast Manager

Mike Himel
mike.himel@askpreferred.com

Region B Northeast Manager

Wayne Lewis
wayne.lewis@askpreferred.com

Region C North Central Manager

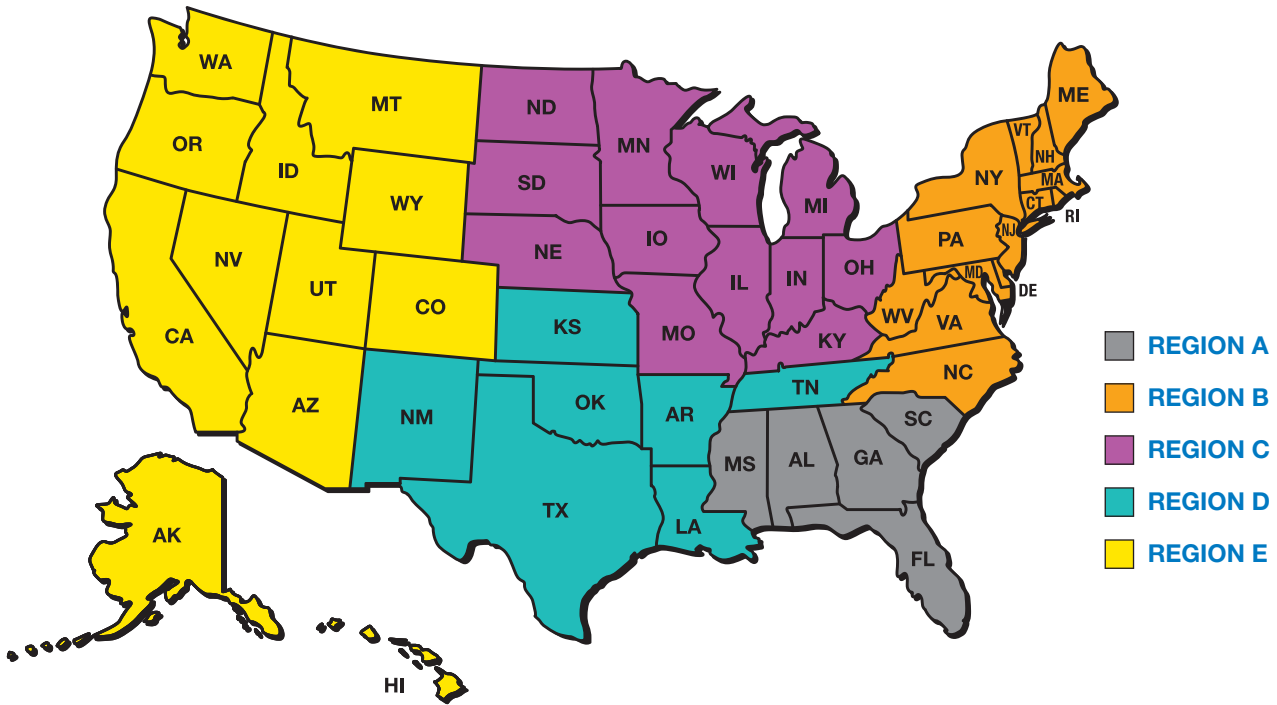
Mike Horvath
mike.horvath@askpreferred.com

Region D South Central Manager

Jeremy Laymon
jeremy.laymon@askpreferred.com

Region E West Manager

Peter Garrow
peter.garrow@askpreferred.com



WHO IS PREFERRED

Preferred is headquartered in a 185,000 square foot distribution facility near Greensboro, NC. Our state of the art logistics capabilities and large inventory of aftermarket replacement and repair parts, supplies and accessories are specifically oriented to serving the HVAC and Plumbing industry. Our product mix offers a one-stop-shop for distributors, and dealers working in the residential and light commercial HVAC and Plumbing marketplace.

POSITION STATEMENT

The Preferred Group works with distributors to grow their revenues and market share in three primary areas:

1. Economic product planning and inventory control. Our distribution centers are dedicated to aftermarket products. Using state of the art logistics systems, we can process orders and replenish distributor's inventory, in most cases, overnight.

2. Broad range of HVAC and Water Heater products and accessories at competitive prices including our line of products sold under the Preferred name.
3. Innovative new product programs. Working with distributor customers, Preferred is continuously searching for and reviewing new products.

POLICIES AND PROCEDURES

The proper and accurate ordering of replacement parts is one of the most important functions for maintaining an adequate parts inventory to gain customer satisfaction. The detailed information that follows encompasses nearly every function and service Preferred has created to provide you with reliable product fulfillment. Distributors taking advantage of these programs and policies can improve inventory turns.

PAYMENT TERMS

The standard terms on all parts orders are net 30 days.



PRICING

Preferred products distributor pricing is based on both market level and value added. We will do all we can to provide our customers with competitive pricing.

Price Pages – List Price Pages will be provided in printed form on an annual basis.

Distributor Net Price – The current distributor net price is determined using a multiplier off the published list price.

List Price – List prices in Preferred Products publications are suggested list prices only. They are for the convenience of the distributor and the distributor's customers. The list prices should not be interpreted as being a determination of what a resale price should be.

Price Changes – Although we will do all possible to maintain price levels, price revisions may be issued between annual list price publications. These revisions will include part number additions and deletions as well as price increases and decreases. These addendums will be broadly communicated and updated on our web site at www.preferredproducts.com

Price Effective Dates – All parts purchased are invoiced at the distributor price in effect at the time the order is shipped by Preferred.

WARRANTY

All products purchased through Preferred carry a one year limited warranty unless otherwise noted by the manufacturer. If a warranty exceeds the standard parts warranty, Preferred will honor the term of the manufacturer's warranty.

ORDERING

Preferred iStore

Preferred iStore is the preferred order entry method. In iStore you can search products, create a shopping list, enter orders, track orders, view availability and download price books.

For iStore setup go to www.preferredproducts.com or contact your District Parts Manager.

Alternative Order Entry

Email: orders@askpreferred.com

Fax: 479-648-4792

ORDER TYPES

There are three basic types of parts orders available to all distributors:

- Regular parts orders (RPO)
- Priority parts orders (PPO)
- Special promotions and new product introductions

REGULAR PARTS ORDERS

Regular parts orders should be used for all standard orders. Regular parts orders will ship as soon as product is available.

- **Shipment** – Standard parts orders are normally scheduled for shipment within two (2) business days following the day the order is received for all stock items. Special order items will be shipped based on the designated lead time.
- **Freight** – Transportation charges are freight prepaid on orders totaling \$1,500 or more. Orders not reaching the prepaid minimum will be shipped prepaid and add. The Distributor will be billed at our low preferred shipping rate.
- Selected large merchandise such as compressors is not included in our standard prepaid policy. Please check with our Customer Service Department for details.
- **Minimum Order** – The minimum order amount of regular parts order (RPO) is \$25.00 at distributor's net billing price.
- **Drop Shipment** – There will be a \$10.00 charge for drop shipments.

PRIORITY PARTS ORDERS

Priority parts orders are accepted by at any time between 8:00 AM to 1:30 PM Eastern Standard Time. All priority orders receive the highest priority and are shipped air freight. Freight cost will be paid by the distributor.

- **Shipment** – Priority parts orders will normally be scheduled for shipment the same day if received by 1:30 PM Eastern Time. Orders received after 1:30 PM will normally be scheduled for shipment the next business day.

SPECIAL PROMOTION ORDERS

Preferred programs offer distributors additional purchasing opportunities with discounts in the spring and fall. The discounts are based on the dollar amount of the order as well as the lead-time given between when the order is received and the requested ship date. Refer to the preseason mailings for specific time periods and discounts.

- **Order window** – Any number of preseason orders can be entered, however, each order must qualify individually for its individual level of discounts.
- **Shipment** – Orders will normally be scheduled for shipment within five (5) business days of the requested ship date.

ORDER INQUIRY

Information concerning an order status can be obtained from our website or by contacting our Customer Service Department at 479-648-6237. Always provide as much order reference information as possible, including the customer account number, order number and your purchase order number.

PROOF OF DELIVERY

Assistance for proof of delivery for parts orders may be requested through the Preferred Customer Service Department. Proof of delivery must be requested within sixty (60) days of shipment and invoice date.



RETURNS

All returns require a return materials authorization (RMA). This form is on our website: www.preferredproducts.com.

Returns must be in new and re-sellable condition and are subject to a 15% restocking charge.

DAMAGED OR LOST IN TRANSIT

The responsibility for shipment of transit damaged product is transferred to the distributor upon delivery of goods in good order to the transportation company. When the shipment is delivered to the distributor by the transportation company in poor or damaged condition, the purchaser should require the transportation company's agent to make notation of damages or shortages on both copies of the delivery receipt in order to enable the distributor to process a claim with the carrier. Any concealed damages should be reported immediately to the carrier. The carrier should inspect the shipment and make any necessary notations. Preferred Parts is not responsible for any settlement of claims for concealed damage.

SALES AND MARKETING PROGRAMS

Preferred Parts offers a variety of marketing programs and sales tools to enable you to grow your parts and accessories business.

1. Become a destination one-stop-shop for your dealers and contractors by stocking accessible replacement, maintenance, repair parts, and accessories.
2. Improve your margin and increase turns for inventory.
3. It's a natural course of business to include parts in your product offering.
4. Avoid the current market trend to replace rather than repair by having the right part on hand at the right time.

A brief overview of the sales and marketing opportunities provided by Preferred is listed below. Your Regional Parts Manager or representative will present each program and assist you to apply them to your business practice and need.

PRESEASON STOCKING PROGRAM

Preferred offers distributors additional opportunities for discounts and special pricing through our semi-annual preseason programs. The discounts are based on the dollar amount of non-proprietary parts orders as well as the lead-time given between receipt of order and the requested ship date. Special promotional terms may apply on all preseason orders.

NEW PRODUCT PROMOTION

New product discounts and promotions will be offered as items are added to our Product Distributor list.

MERCHANDISING PROGRAM

First impressions and ease of shopping are important to your dealers/contractors. Therefore we have created a Merchandising Program to help make your store as effective as possible. Preferred offers customized merchandising kit programs that are available for purchase. Kits include Preferred Parts identification, branding materials for any size store, and point of purchase signage.

CATALOG AND PRICE PAGE

Preferred will publish an up-to-date catalog and price list annually. The catalog includes universal replacement parts, installation and maintenance accessories, and indoor air quality and zoning equipment. This catalog can easily be co-marketed to include your company logo and information.

WEB SOURCE

www.preferredproducts.com

The Preferred website is a valuable tool in helping you grow your business. Preferred will help you excel in your market by providing information and sales tools in a quick and easily accessible format. We have developed the Preferred Parts web tools to include:

- Part and product look up searchable database
- Product information and specifications
- New product/discontinued product information
- Special programs/promotions
- Catalog/product literature/order forms
- JPG images of products
- Marketing Manual



THERMOSTATS & ALARMS

Pro1 IAQ Thermostats

Emerson (White-Rodgers) Thermostats

Honeywell Thermostats

Construction Thermostats

Wall Plates

Thermostat Guards

Emerson (White-Rodgers) Remote Temperature Sensors

Honeywell Remote Temperature Sensors

Fast-Stat Wire Extenders

Humidistats & Dehumidistats

Duct Smoke Detectors & Accessories

Carbon Monoxide (CO) Alarms



PRO1 IAQ THERMOSTATS

Contractors demand quality, reliability, and availability. Homeowners want an easy to use thermostat with premium styling and large displays. The Pro1 IAQ thermostats are designed to satisfy these heavy duty demands. They provide a great value and are exclusive to the HVAC industry.



- One Size Thermostats – All Pro1 thermostats have the same size footprint, so you'll never have to worry about wall marks left by older designs; you can also upgrade to new models without replacing the subbase
- Dual powered – choice of battery-powered or hardwired with battery back-up
- Color coded terminal blocks to help identify terminals
- Glow in the dark light button
- Compressor short cycle protection due to user inputs
- 5-year limited warranty



T900 Series Touchscreen – Wireless

- Wall thermostat wirelessly communicates up to 100 feet with base module, which is installed adjacent to equipment
- Bright 13 square inch Touchscreen display
- Universal - Choice of 7 day, 5/1/1 day programmable, or non-programmable (Installer selectable)
- Armchair programming
- Keypad lockout options
- Maintenance reminders
- Suitable for use with up to four indoor sensors and one outdoor sensor
- Humidification and dehumidification controls

PART NO	IDENTIFIER	PROG	STAGES HEAT/COOL (CONV)	STAGES HEAT/COOL (HEAT PUMP)	DUEL FUEL READY	STAGES DUEL FUEL HEAT (HP/GAS)	AUTO CHANGE OVER	PROG FAN	SYSTEM SWITCHES	FAN SWITCH	CONNECTIONS	SIZE WxHxD (IN)	CASE QTY	CASE REQ
PD411093	T955WH	7, 5/1/1	2H/2C	3H/2C	Yes	2/1	Yes	Yes	Cool-Auto-Heat-EM Heat-Off	On-Auto	Rc,Rh,C,B,O,G,W1/E,W2,Y1,Y2,D,H	4-3/4 x 4-7/16 x 1-1/4	5	Yes

T900 Series Touchscreen

- Bright 13 square inch Touchscreen display
- Universal - Choice of 7 day, 5/1/1 day programmable, or non-programmable (Installer selectable)
- Armchair programming



PART NO	IDENTIFIER	PROG	STAGES HEAT/COOL (CONV)	STAGES HEAT/COOL (HEAT PUMP)	DUEL FUEL READY	STAGES DUEL FUEL HEAT (HP/GAS)	AUTO CHANGE OVER	PROG FAN	SYSTEM SWITCHES	FAN SWITCH	CONNECTIONS	SIZE WxHxD (IN)	CASE QTY	CASE REQ
PD411066	T905	7, 5/1/1	1H/1C	1H/1C	—	—	Yes	Yes	Cool-Auto-Heat-Off	On-Auto	Rc,Rh,C,W,Y,G,B,O	4-3/4 x 4-7/16 x 1-1/4	10	Yes
PD411067	T925	7, 5/1/1	N/A	3H/2C	Yes	2/1	Yes	Yes	Cool-Auto-Heat-EM Heat-Off	On-Auto	R,C,O,B,E,W2,G,Y1,Y2,L	4-3/4 x 4-7/16 x 1-1/4	10	Yes
PD411090	T955	7, 5/1/1	2H/2C	3H/2C	Yes	2/1	Yes	Yes	Cool-Auto-Heat-EM Heat-Off	On-Auto	Rc,Rh,C,B,O,G,W/E,W2,Y,Y2	4-3/4 x 4-7/16 x 1-1/4	10	Yes

T800 Series Programmable

- Bright 8 square inch LCD display
- Universal - Choice of 7 day, 5/1/1 day programmable, or non-programmable (Installer selectable)
- Armchair programming



PART NO	IDENTIFIER	PROG	STAGES HEAT/COOL (CONV)	STAGES HEAT/COOL (HEAT PUMP)	DUEL FUEL READY	STAGES DUEL FUEL HEAT (HP/GAS)	AUTO CHANGE OVER	PROG FAN	SYSTEM SWITCHES	FAN SWITCH	CONNECTIONS	SIZE WxHxD (IN)	CASE QTY	CASE REQ
PD411064	T805	7, 5/1/1	1H/1C	1H/1C	—	—	Yes	Yes	Cool-Auto-Heat-Off	On-Auto	Rc,Rh,C,W,Y,G,B,O	4-3/4 x 4-7/16 x 1-1/4	10	Yes
PD411065	T855	7, 5/1/1	2H/2C	3H/2C	Yes	2/1	Yes	Yes	Cool-Auto-Heat-EM Heat-Off	On-Auto	Rc,Rh,C,O,B,W/E,W2,G,Y1,Y2	4-3/4 x 4-7/16 x 1-1/4	10	Yes



PRO1 IAQ THERMOSTATS



T800 Series Non-Programmable

- Bright 8 square inch LCD display

PART NO	IDENTIFIER	PROG	STAGES HEAT/COOL (CONV)	STAGES HEAT/COOL (HEAT PUMP)	DUEL FUEL READY	STAGES DUEL FUEL HEAT (HP/GAS)	AUTO CHANGE OVER	PROG FAN	SYSTEM SWITCHES	FAN SWITCH	CONNECTIONS	SIZE WxHxD (IN)	CASE QTY	CASE REQ
PD411088	T801	None	1H/1C	1H/1C	—	—	Yes	No	Cool-Auto-Heat-Off	On-Auto	Rc,Rh,C,B,O,G,W,Y	4-3/4 x 4-7/16 x 1-1/4	10	Yes



T700 Series Programmable

- Bright 4 square inch LCD display
- Armchair programming
- Humidification and dehumidification controls (T755H only)

PART NO	IDENTIFIER	PROG	STAGES HEAT/COOL (CONV)	STAGES HEAT/COOL (HEAT PUMP)	DUEL FUEL READY	STAGES DUEL FUEL HEAT (HP/GAS)	AUTO CHANGE OVER	PROG FAN	SYSTEM SWITCHES	FAN SWITCH	CONNECTIONS	SIZE WxHxD (IN)	CASE QTY	CASE REQ
PD411061	T705	5/1/1	1H/1C	1H/1C	—	—	No	No	Cool-Heat-Off	On-Auto	Rc,Rh,C,W,Y,G,B,O	4-3/4 x 4-7/16 x 1-1/4	10	Yes
PD411062	T715	5/1/1	2H/2C	N/A	—	—	No	No	Cool-Heat-Off	On-Auto	R,C,W,W2,Y,Y2,G	4-3/4 x 4-7/16 x 1-1/4	10	Yes
PD411087	T725	5/1/1	N/A	2H/1C	Yes	1/1	No	No	Cool-Heat-EM Heat-Off	On-Auto	Rc,Rh,C,B,O,G,W/E,W2,Y,Y2	4-3/4 x 4-7/16 x 1-1/4	10	Yes
PD411085	T755	5/1/1	2H/2C	3H/2C	Yes	2/1	No	Yes	Cool-Heat-Off	On-Auto	Rc,Rh,C,B,O,G,W/E,W2,Y,Y2	4-3/4 x 4-7/16 x 1-1/4	10	Yes
PD411089	T755H	5/1/1	2H/2C	3H/2C	Yes	2/1	No	Yes	Cool-Heat-Off	On-Auto	Rc,Rh,C,B,O,G,W/E,W2,Y,Y2,D,H	4-3/4 x 4-7/16 x 1-1/4	10	Yes



T700 Series Non-Programmable

- Bright 4 square inch LCD display

PART NO	IDENTIFIER	PROG	STAGES HEAT/COOL (CONV)	STAGES HEAT/COOL (HEAT PUMP)	DUEL FUEL READY	STAGES DUEL FUEL HEAT (HP/GAS)	AUTO CHANGE OVER	PROG FAN	SYSTEM SWITCHES	FAN SWITCH	CONNECTIONS	SIZE WxHxD (IN)	CASE QTY	CASE REQ
PD411060	T701	None	1H/1C	1H/1C	—	—	No	No	Cool-Heat-Off	On-Auto	Rc,Rh,C,W,Y,G,B,O	4-3/4 x 4-7/16 x 1-1/4	10	Yes
PD411063	T721	None	N/A	2H/1C	Yes	1/1	No	No	Cool-Heat-EM Heat-Off	On-Auto	R,C,Y,O,W2,B,G,E	4-3/4 x 4-7/16 x 1-1/4	10	Yes
PD411072	T771	None	1H or 1C	N/A	—	—	No	No	On-Off	On-Auto	R,C,Y,W,G	4-3/4 x 4-7/16 x 1-1/4	—	—



T600 Series Programmable

- Bright 2 square inch LCD display
- Armchair programming

PART NO	IDENTIFIER	PROG	STAGES HEAT/COOL (CONV)	STAGES HEAT/COOL (HEAT PUMP)	DUEL FUEL READY	STAGES DUEL FUEL HEAT (HP/GAS)	AUTO CHANGE OVER	PROG FAN	SYSTEM SWITCHES	FAN SWITCH	CONNECTIONS	SIZE WxHxD (IN)	CASE QTY	CASE REQ
PD411095	T605-2	5/1/1	1H/1C	1H/1C	—	—	No	No	Cool-Heat-Off	On-Auto	Rc,Rh,C,Y,W,G,B,O	4-3/4 x 4-7/16 x 1-1/4	10	Yes



PRO1 IAQ THERMOSTATS



T600 Series Non-Programmable (LCD)

- Bright 2 inch LCD display

PART NO	IDENTIFIER	PROG	STAGES HEAT/COOL (CONV)	STAGES HEAT/COOL (HEAT PUMP)	DUEL FUEL READY	STAGES DUEL FUEL HEAT (HP/GAS)	AUTO CHANGE OVER	PROG FAN	SYSTEM SWITCHES	FAN SWITCH	CONNECTIONS	SIZE WxHxD (IN)	CASE QTY	CASE REQ
PD411094	T601-2	None	1H/1C	1H/1C	—	—	No	No	Cool-Heat-Off	On-Auto	Rc,Rh,C,Y,W,G,B,O	4-3/4 x 4-7/16 x 1-1/4	10	Yes
PD411096	T621-2	None	—	2H/1C	—	—	No	No	Cool-Heat-EM Heat-Off	On-Auto	R,C,Y,W2,E,G,B,O	4-3/4 x 4-7/16 x 1-1/4	10	Yes



T600 Series Non-Programmable (Dial)

- Intuitive set-point dial

PART NO	IDENTIFIER	PROG	STAGES HEAT/COOL (CONV)	STAGES HEAT/COOL (HEAT PUMP)	DUEL FUEL READY	STAGES DUEL FUEL HEAT (HP/GAS)	AUTO CHANGE OVER	PROG FAN	SYSTEM SWITCHES	FAN SWITCH	CONNECTIONS	SIZE WxHxD (IN)	CASE QTY	CASE REQ
PD411092	T601	None	1H/1C	1H/1C	—	—	No	No	Cool-Heat-Off	On-Auto	Rc,Rh,C,B,O,G,W,Y	4-3/4 x 4-7/16 x 1-1/4	10	Yes

EMERSON (WHITE-RODGERS) THERMOSTATS



90 Series Blue Touchscreen

- Bright 12 square inch Touchscreen display
- Dual-Powered – Choice of battery-powered or hardwired with battery back-up
- Universal – Choice of 7 day, 5/1/1 day programmable, or non-programmable (Installer selectable)
- Arm-chair programming
- Keypad lockout options
- Maintenance reminders
- Suitable for use with indoor and outdoor sensors
- Compressor short cycle protection
- 5-year limited warranty
- Additional features for 1F95-1291 only: Humidification and dehumidification controls



PART NO	PROG	STAGES HEAT/COOL (CONV)	STAGES HEAT/COOL (HEAT PUMP)	DUEL FUEL READY	STAGES DUEL FUEL HEAT (HP/GAS)	AUTO CHANGE OVER	PROG FAN	SYSTEM SWITCHES	FAN SWITCH	CONNECTIONS	SIZE WxHxD (IN)	INDOOR REMOTE SENSOR	OUTDOOR REMOTE SENSOR
1F95-1277	7,5/1/1	2H/2C	3H/2C	Yes	2/2	Yes	Yes	Cool-Auto-Heat EM Heat-Off	On-Auto-Prog	Rc,Rh,C,W/E,W2, Y,Y2,G,B,O,L,6,+,-S,-	5-7/8 x 4-5/6 x 1-1/4	F1451328 (1)	F1451378 (1)
1F95-1291	7,5/1/1	2H/2C	4H/2C	Yes	2/2	Yes	Yes	Cool-Auto-Heat EM Heat-Off	On-Auto-Prog	Rc,Rh,C,W/E,W2,Y,Y2, G,O/B,6,DHM,HM,+,-S,-	5-7/8 x 4-5/6 x 1-1/4	F1451328 (1)	F1451378 (1)
1F97-1277	7,5/1/1	1H/1C	1H/1C	—	—	Yes	Yes	Cool-Auto-Heat	On-Auto-Prog	Rc,Rh,C,W,Y,G, L,O,B,6,+,-S,-	5-7/8 x 4-5/6 x 1-1/4	F1451328 (1)	F1451378 (1)



EMERSON (WHITE-RODGERS) THERMOSTATS



90 Series Programmable

- Large lighted display with easy to read characters
- Keypad lockout options
- Maintenance reminders
- Suitable for use with up to three indoor sensors and one outdoor sensor
- Humidification and dehumidification controls
- Compressor short cycle protection
- 5-year limited warranty
- Additional features for 1F95CA-397 only: Works with Comfort Alert™ module active protection that shuts down the compressor during fault conditions to prevent permanent damage to the compressor



PART NO	PROG	STAGES HEAT/COOL (CONV)	STAGES HEAT/COOL (HEAT PUMP)	DUEL FUEL READY	STAGES DUEL FUEL HEAT (HP/GAS)	AUTO CHANGE OVER	PROG FAN	SYSTEM SWITCHES	FAN SWITCH	CONNECTIONS	SIZE WxHxD (IN)	INDOOR REMOTE SENSOR	OUTDOOR REMOTE SENSOR
1F95-397	7	2H/2C	3H/2C	Yes - Outdoor Sensor Required	2/2	Yes	Yes	Cool-Auto-Heat-EM Heat-Off	On-Auto-Prog	R,C,HM,W2,DHM, E/W1,Y2,Y1,B,O,G,L,SA,SB,SC,OT	6-7/8 x 4-1/8 x 1-3/8	F1451328 (3)	F1451378 (1)
1F95CA-397	7	2H/2C	3H/2C	Yes - Outdoor Sensor Required	2/2	Yes	Yes	Cool-Auto-Heat-EM Heat-Off	On-Auto-Prog	R,C,E/W1,W2,O,B,Y1, Y2,L,G,SA,SB,SC,OT,DHM,HM	6-7/8 x 4-1/8 x 1-3/8	F1451328 (3)	F1451378 (1)



80 Series Blue 4" Programmable

- Large 4 square inch blue display with easy to read characters
- Dual-Powered - Choice of battery-powered or hardwired with battery back-up
- Patented pre-programmed software simplifies time and temperature programming
- Exclusive Cool Savings™ feature saves energy during peak A/C demand periods
- Exclusive battery power monitor
- Compressor short cycle protection
- 5-year limited warranty



PART NO	PROGRAMMING	STAGES HEAT/COOL (CONV)	STAGES HEAT/COOL (HEAT PUMP)	AUTO CHANGE OVER	PROG FAN	SYSTEM SWITCHES	FAN SWITCH	CONNECTIONS	SIZE WxHxD (IN)
1F80-0471	5/2, 5/1/1	1H/1C	1H/1C	Yes	No	Cool-Auto-Heat-Off	On-Auto	Rh,Rc,C,W,Y,G,OVB	4-1/2 x 3-1/2 x 1-1/8
1F85-0422	5/2, 5/1/1	2H/2C	3H/2C	Yes	No	Cool-Auto-Heat-EM Heat-Off	On-Auto	RH,RC,C,E/W1,W2,G,Y1,Y2,O,B,L	5-1/8 x 3-7/8 x 1-1/4
1F85-0477	7, 5/1/1	2H/2C	3H/2C	Yes	No	Cool-Auto-Heat-EM Heat-Off	On-Auto	RH,RC,C,W,E,W2,G,Y,Y2,O,B,L,6	5-1/8 x 3-7/8 x 1-1/4



80 Series Blue 4" Non-Programmable

- Large 4 square inch blue display with easy to read characters
- Dual-Powered - Choice of battery-powered or hardwired with battery back-up
- Exclusive Cool Savings™ feature saves energy during peak A/C demand periods
- Exclusive battery power monitor
- Compressor short cycle protection
- 5-year limited warranty



PART NO	PROGRAMMING	STAGES HEAT/COOL (CONV)	STAGES HEAT/COOL (HEAT PUMP)	AUTO CHANGE OVER	PROG FAN	SYSTEM SWITCHES	FAN SWITCH	CONNECTIONS	SIZE WxHxD (IN)
1F83-0471	None	1H/1C	3H/2C	Yes	No	Cool-Off-Heat-EM Heat	On-Auto	Rh,Rc,C,G,W/E,W2,Y2,O/B,6,L	4-1/2 x 3-1/2 x 1-1/8
1F86-0471	None	1H/1C	1H/1C	Yes	No	Cool-Auto-Heat-Off	On-Auto	Rh,Rc,C,W,Y,G,OVB	4-1/2 x 3-1/2 x 1-1/8



80 Series Blue 2" Programmable

- 2 square inch blue display with easy to read characters
- Dual-Powered - Choice of battery-powered or hardwired with battery back-up
- Patented pre-programmed software simplifies time and temperature programming
- Exclusive Cool Savings™ feature saves energy during peak A/C demand periods
- Exclusive battery power monitor
- Compressor short cycle protection
- 5-year limited warranty



PART NO	PROGRAMMING	STAGES HEAT/COOL (CONV)	STAGES HEAT/COOL (HEAT PUMP)	AUTO CHANGE OVER	PROG FAN	SYSTEM SWITCHES	FAN SWITCH	CONNECTIONS	SIZE WxHxD (IN)
1F80-0261	5/1/1	1H/1C	1H/1C	No	No	Cool-Off-Heat	On-Auto	R,C,Y,W,G,O/B	4-13/16 x 3-13/16 x 1-1/2
1F82-0261	5/1/1	-	2H/1C	No	No	Cool-Off-Heat	On-Auto	R,C,Y,W2,G,O/B,L	4-13/16 x 3-13/16 x 1-1/2



EMERSON (WHITE-RODGERS) THERMOSTATS



80 Series Blue 2" Non-Programmable

- 2 square inch blue display with easy to read characters
- Dual-Powered - Choice of battery-powered or hardwired with battery back-up
- Exclusive Cool Savings™ feature saves energy during peak A/C demand periods
- Exclusive battery power monitor
- Compressor short cycle protection
- 5-year limited warranty



PART NO	PROGRAMMING	STAGES HEAT/COOL (CONV)	STAGES HEAT/COOL (HEAT PUMP)	AUTO CHANGE OVER	PROG FAN	SYSTEM SWITCHES	FAN SWITCH	CONNECTIONS	SIZE WxHxD (IN)
1F86-0244	None	1H/1C	1H/1C	No	No	Cool-Off-Heat	On-Auto	R,C,Y,W,G,O/B	4-13/16 x 3-13/16 x 1-1/2



80 Series Programmable

- Lighted digital display
- Fast and easy to program
- Permanent program retention
- Easy to wire terminal block
- Compressor short cycle protection
- 5-year limited warranty



PART NO	PROGRAMMING	STAGES HEAT/COOL (CONV)	STAGES HEAT/COOL (HEAT PUMP)	AUTO CHANGE OVER	PROG FAN	SYSTEM SWITCHES	FAN SWITCH	CONNECTIONS	SIZE WxHxD (IN)
1F85-277	7, 5/1/1	2H/2C	3H/2C	Yes	No	Cool-Auto-Heat-EM Heat-Off	On-Auto	R,C,E/W1,W2,G,Y1,Y2,O,B,L	6-1/8 x 3-3/4 x 1-1/4



80 Series Non-Programmable

- Lighted digital display
- Easy to wire terminal block
- Compressor short cycle protection
- 5-year limited warranty



PART NO	PROGRAMMING	STAGES HEAT/COOL (CONV)	STAGES HEAT/COOL (HEAT PUMP)	AUTO CHANGE OVER	PROG FAN	SYSTEM SWITCHES	FAN SWITCH	CONNECTIONS	SIZE WxHxD (IN)
1F86-241	None	1H/1C	1H/1C	No	No	Cool-Off-Heat	On-Auto	R,C,W2,Y,G,B/O,E,L	6-1/8 x 3-3/4 x 1-1/4
1F89-211	None	N/A	2H/1C	No	No	Cool-Off-Heat-EM Heat	On-Auto	R,C,W2,Y,G,B/O,E,L	6-1/8 x 3-3/4 x 1-1/4



70 Series Programmable

- Digital display
- Economical upgrade to digital accuracy and energy savings
- Footprint covers wall marks of most mechanical thermostats without additional wall plate
- Easy to use
- Compressor short cycle protection
- 5-year limited warranty



PART NO	PROGRAMMING	STAGES HEAT/COOL (CONV)	STAGES HEAT/COOL (HEAT PUMP)	AUTO CHANGE OVER	PROG FAN	SYSTEM SWITCHES	FAN SWITCH	CONNECTIONS	SIZE WxHxD (IN)
1F78-151	5/2	1H/1C	1H/1C	No	No	Cool-Off-Heat	On-Auto	Rh,Rc,G,W,Y,O,B	5-1/8 x 3-3/4 x 1-1/8



70 Series Non-Programmable

- Digital display
- Economical upgrade to digital accuracy and energy savings
- Footprint covers wall marks of most mechanical thermostats without additional wall plate
- Easy to use
- Compressor short cycle protection
- 5-year limited warranty



PART NO	PROGRAMMING	STAGES HEAT/COOL (CONV)	STAGES HEAT/COOL (HEAT PUMP)	AUTO CHANGE OVER	PROG FAN	SYSTEM SWITCHES	FAN SWITCH	CONNECTIONS	SIZE WxHxD (IN)
1F78-144	None	1H/1C	1H/1C	No	No	Cool-Off-Heat	On-Auto	Rh,Rc,G,W,Y,O,B	5-1/8 x 3-3/4 x 1-1/8
1F79-111	None	N/A	2H/1C	No	No	Cool-Off-Heat-EM Heat	On-Auto	R,C,W2,Y,G,O/B,E,L	5-1/8 x 3-3/4 x 1-1/8



EMERSON (WHITE-RODGERS) THERMOSTATS



Mechanical (Mercury Free) Thermostats

- Mercury free replacement for hundreds of White-Rodgers and competitive models installed during the past 50 years
- Enclosed contacts for increased reliability and accuracy
- Includes terminal wallplate for 3-wire zone valve applications
- Available in both horizontal (1F56N-444) and vertical (1E56N-444) configurations
- 5 Year limited warranty



PART NO	PROGRAMMING	STAGES HEAT/COOL (CONV)	STAGES HEAT/COOL (HEAT PUMP)	AUTO CHANGE OVER	PROG FAN	SYSTEM SWITCHES	FAN SWITCH	CONNECTIONS	SIZE WxHxD (IN)
1E56N-444	None	1H/1C	1H/1C	No	No	Cool-Off-Heat	On-Auto	Rc,Rh,W,Y,G,O,B,A	3-1/4 x 4-1/2 x 1-5/8
1F56N-444	None	1H/1C	1H/1C	No	No	Cool-Off-Heat	On-Auto	Rc,Rh,W,Y,G,O,B,A	4-1/2 x 3-1/4 x 1-5/8

HONEYWELL THERMOSTATS



7HD Prestige Comfort System



- YTHX9321R5003 is a kit which includes the thermostat, portable comfort control/indoor sensor (REM5000R1001), and wireless remote outdoor sensor (C7089R1014)
- THX9321R5000 include the thermostat only

PART NO	PROG	STAGES HEAT/COOL (CONV)	STAGES HEAT/COOL (HEAT PUMP)	DUEL FUEL READY	STAGES DUEL FUEL HEAT (HP/GAS)	AUTO CHANGE OVER	PROG FAN	SYSTEM SWITCHES	FAN SWITCH	CONNECTIONS	SIZE WxHxD (IN)	INDOOR REMOTE SENSOR	OUTDOOR REMOTE SENSOR
THX9321R5000	7	3H/2C	2H/2C	Yes	2/1	Yes	Yes	Cool-Auto-Heat EM Heat-Off	On-Auto-Circ	C,R,Rc,W-O/B, W2-AUX/E,Y,Y2,G, L,K,HUM,DHM	5-13/16 x 3-9/16 x 1-1/2	REM5000R1001 (Handheld)	C7089R1013
YTHX9321R5003	7	3H/2C	2H/2C	Yes	2/1	Yes	Yes	Cool-Auto-Heat EM Heat-Off	On-Auto-Circ	C,R,Rc,W-O/B, W2-AUX/E,Y,Y2,G, L,K,HUM,DHM	5-13/16 x 3-9/16 x 1-1/2	REM5000R1001 (Included - Handheld)	C7089R1013 (Included)



VisionPRO IAQ Touchscreen Total Home Comfort System



Control comfort and Indoor Air Quality (IAQ) through your entire home with Honeywell's VisionPRO IAQ Total Home Comfort System. VisionPRO IAQ eliminates the need for multiple controls in your living space, by managing your home's temperature, humidification, dehumidification, ventilation, and air filtration — all from a single effortless touchscreen control.

- Three wires to the living space allows for easy equipment upgrade without having to run additional thermostat wire
- Thermostat connects with Equipment Interface Module or EnviraZONE panel to control temperature, humidification, dehumidification and ventilation from a single point in the home
- Advanced Dual Fuel control with 2°F droop and/or upstage timer
- Available with (YTH9421C1010) or without (YTH9421C1002) optional outdoor sensor included
- 5-year limited warranty

PART NO	PROG	STAGES HEAT/COOL (CONV)	STAGES HEAT/COOL (HEAT PUMP)	DUEL FUEL READY	STAGES DUEL FUEL HEAT (HP/GAS)	AUTO CHANGE OVER	PROG FAN	SYSTEM SWITCHES	FAN SWITCH	CONNECTIONS	SIZE WxHxD (IN)	INDOOR REMOTE SENSOR	OUTDOOR REMOTE SENSOR
YTH9421C1002	7	3H/2C	4H/2C	Yes	2/2	Yes	Yes	Cool-Auto-Heat EM Heat-Off	On-Auto-Circ	1,2,3,C,R,Rc,Rh,R, W1-O/B,W2-Aux,W3-Aux2,Y, Y2,G,L,Out1,Out2,In1,In2,Dats1,Dats2, Hum1,Hum2,Dhm1,Dhm2,Vnt1,Vnt2	6 x 4-9/16 x 1-1/4	C7189U1005	C7089U1006
YTH9421C1010	7	3H/2C	4H/2C	Yes	2/2	Yes	Yes	Cool-Auto-Heat EM Heat-Off	On-Auto-Circ	1,2,3,C,R,Rc,Rh,R, W1-O/B,W2-Aux,W3-Aux2,Y, Y2,G,L,Out1,Out2,In1,In2,Dats1,Dats2, Hum1,Hum2,Dhm1,Dhm2,Vnt1,Vnt2	6 x 4-9/16 x 1-1/4	C7189U1005	C7089U1006 (Included)



HONEYWELL THERMOSTATS



VisonPRO 8000 Series Touchscreen

- Large clear Touchscreen display with backlighting. Current temperature, set temperature and time are all displayed on home screen
- Universal – Select multiple days for programming, or non-programmable (Installer selectable)
- Dual-Powered – Choice of battery-powered or hardwired with battery back-up
- Armchair programming allows users to remove thermostat from wall to set the schedule
- Menu driven programming guides user through the scheduling process, showing only necessary information and choices on each screen
- Multiple HOLD options allow you to modify schedule indefinitely or for a specific time
- Adaptive Intelligent Recovery™ – Ensures programmed temperature is reached by programmed time
- Keypad lockout options and maintenance reminders
- Suitable for use with indoor and outdoor sensors
- Compressor short cycle protection
- 5-year limited warranty
- Additional feature for TH8321U1006 only: Controls humidity by automatically activating cooling system to reduce humidity by lowering the temperature by up to 3 degrees below cool setting

PART NO	PROG	STAGES HEAT/COOL (CONV)	STAGES HEAT/COOL (HEAT PUMP)	DUEL FUEL READY	STAGES DUEL FUEL HEAT (HP/GAS)	AUTO CHANGE OVER	PROG FAN	SYSTEM SWITCHES	FAN SWITCH	CONNECTIONS	SIZE WxHxD (IN)	INDOOR REMOTE SENSOR	OUTDOOR REMOTE SENSOR
TH8110U1003	7	1H/1C	1H/1C	—	—	Yes	Yes	Heat-Off-Cool-Auto	On-Auto-Circ	R,Rc,W(O/B),Y,G,C,S1,S2	6 x 4-9/16 x 1-1/4	C7189U1005	C7089U1006
TH8320U1008	7	2H/2C	3H/2C Outdoor Sensor Required	Yes	2/1	Yes	Yes	Cool-Auto-Heat-EM Heat-Off	On-Auto-Circ	R,Rc,W(O/B),W2,(AUX),Y,Y2,L,E,G,C,S1,S2	6 x 4-9/16 x 1-1/4	C7189U1005	C7089U1006
TH8321U1006	7	2H/2C	3H/2C Outdoor Sensor Required	Yes	2/1	Yes	Yes	Cool-Auto-Heat-EM	On-Auto-Circ	R,Rc,W(O/B),W2,(AUX),Y,Y2,L,E,G,C,S1,S2	6 x 4-9/16 x 1-1/4	C7189U1005	C7089U1006



VisonPRO 8000 Series Commercial Touchscreen



- The popular VisonPRO 8000 touchscreen thermostat with features tailored specifically for commercial applications
- Title 24 energy/air quality compliance; Preoccupancy purge and override limits meet all fresh air and override limit requirements
- Economizer and auxiliary contact controls available
- Multiple lockout levels save energy and money by preventing
- Occupied/Unoccupied programming & Holiday setback lets users easily select the temperature to maintain while away from the building
- Configurable recovery ramps automatically changes the temperature so that it ramps up gradually, helping to prevent oversized equipment from going beyond the desired temperature

PART NO	PROG	STAGES HEAT/COOL (CONV)	STAGES HEAT/COOL (HEAT PUMP)	DUEL FUEL READY	STAGES DUEL FUEL HEAT (HP/GAS)	AUTO CHANGE OVER	PROG FAN	SYSTEM SWITCHES	FAN SWITCH	CONNECTIONS	SIZE WxHxD (IN)	INDOOR REMOTE SENSOR	OUTDOOR REMOTE SENSOR
TB8220U1003	7	2H/2C	3H/2C Outdoor Sensor Required	Yes	2/1	Yes	Yes	Cool-Auto-Heat-EM Heat-Off	On-Auto	R,Rc,W(O/B),W2(W1),Y,Y2,L,A,G,C,S1,S2	6 x 4-9/16 x 1-3/8	C7189U1005	C7089U1006



FocusPRO 6000 Series Programmable



- Large clear backlit display - Easy to read in various lighting conditions
 - TH6110D1005 and TH6220D1002 include 3.75 square inch screen
 - TH6110D1021 and TH6220D1028 include 5.09 square inch screen
- Dual-Powered – Choice of Battery-Powered or Hardwired with Battery Back-Up
- Simplified programming and operation
- Built in instructions – Simple pull-out instruction manual
- Adaptive Intelligent Recovery™ – Ensures programmed temperature is reached by programmed time
- Temperature range stops – prevents user from setting the temperature too high or too low
- Compressor short cycle protection
- 5-year limited warranty

PART NO	PROGRAMMING	STAGES HEAT/COOL (CONV)	STAGES HEAT/COOL (HEAT PUMP)	AUTO CHANGE OVER	PROG FAN	SYSTEM SWITCHES	FAN SWITCH	CONNECTIONS	SIZE WxHxD (IN)
TH6110D1005	5/2, 5/1/1	1H/1C	1H/1C	Yes	No	Heat-Off-Cool-Auto	On-Auto	Rc,R,W(O/B),Y,G,C	5-13/16 x 3-9/16 x 1-1/2
TH6110D1021	5/2, 5/1/1	1H/1C	1H/1C	Yes	No	Heat-Off-Cool-Auto	On-Auto	Rc,R,W(O/B),Y,G,C	5-13/16 x 3-9/16 x 1-1/2
TH6220D1002	5/2, 5/1/1	2H/2C	2H/1C	Yes	No	Heat-Off-Cool-Auto-EM Heat	On-Auto	Rc,R,W(O/B),W2(AUX),Y,Y2(E),G,L,C	5-13/16 x 3-9/16 x 1-1/2
TH6220D1028	5/2, 5/1/1	2H/2C	2H/1C	Yes	No	Heat-Off-Cool-Auto-EM Heat	On-Auto	Rc,R,W(O/B),W2(AUX),Y,Y2(E),G,L,C	5-13/16 x 3-9/16 x 1-1/2



HONEYWELL THERMOSTATS



FocusPRO 5000 Series TH5110 Non-Programmable



- Large clear backlit display – Easy to read in various lighting conditions
 - TH5110D1006 includes 1.95 square inch screen
 - TH5110D1022 includes 2.98 square inch screen
- Dual-Powered – Choice of battery-powered or hardwired with battery back-up
- Compressor short cycle protection
- 5-year limited warranty

PART NO	PROGRAMMING	STAGES HEAT/COOL (CONV)	STAGES HEAT/COOL (HEAT PUMP)	AUTO CHANGE OVER	PROG FAN	SYSTEM SWITCHES	FAN SWITCH	CONNECTIONS	SIZE WxHxD (IN)
TH5110D1006	None	1H/1C	1H/1C	Yes	No	Heat-Off-Cool-Auto	On-Auto	R,Rc,C,W(O/B),Y,G	4-1/2 x 3-7/16 x 1-5/16
TH5110D1022	None	1H/1C	1H/1C	Yes	No	Heat-Off-Cool-Auto	On-Auto	R,Rc,C,W(O/B),Y,G	4-1/2 x 3-7/16 x 1-5/16



FocusPRO 5000 Series TH5220/TH5320 Non-Programmable



- Large clear backlit display – Easy to read in various lighting conditions
 - TH5220D1003 includes 3.75 square inch screen
 - TH5220D1029 & TH5320U1001 include 5.09 square inch screen
- Dual-Powered – Choice of battery-powered or hardwired with battery back-up
- Compressor short cycle protection
- 5-year limited warranty

PART NO	PROGRAMMING	STAGES HEAT/COOL (CONV)	STAGES HEAT/COOL (HEAT PUMP)	AUTO CHANGE OVER	PROG FAN	SYSTEM SWITCHES	FAN SWITCH	CONNECTIONS	SIZE WxHxD (IN)
TH5220D1003	None	2H/1C	2H/2C	Yes	No	Heat-Off-Cool-Auto-EM Heat	On-Auto	Rc,R,W(O/B),W2(AUX),Y,Y2(E),G,L,C	5-13/16 x 3-9/16 x 1-1/2
TH5220D1029	None	2H/2C	2H/1C	Yes	No	Heat-Off-Cool-Auto-EM Heat	On-Auto	Rc,R,W(O/B),W2(AUX),Y,Y2(E),G,L,C	5-13/16 x 3-9/16 x 1-1/2
TH5320U1001	None	2H/2C	3H/2C	Yes	No	Heat-Off-Cool-Auto-EM Heat	On-Auto	Rc,R,W(O/B),W2(AUX/E),Y,Y2,G,L,C	5-13/16 x 3-9/16 x 1-1/2



PRO 4000 Programmable



- Backlit digital display – Both current and set temperatures are easy to read in various lighting conditions
- Dual-Powered – Choice of battery-powered or hardwired with battery back-up
- Basic operation – Easy-to-use slide switches
- Built in instructions – Simple pull-out instruction manual
- Adaptive Intelligent Recovery™ – Ensures programmed temperature is reached by programmed time
- Compressor short cycle protection
- 5-year limited warranty

PART NO	PROGRAMMING	STAGES HEAT/COOL (CONV)	STAGES HEAT/COOL (HEAT PUMP)	AUTO CHANGE OVER	PROG FAN	SYSTEM SWITCHES	FAN SWITCH	CONNECTIONS	SIZE WxHxD (IN)
TH4110D1007	5/2	1H/1C	1H/1C	No	No	Cool-Off-Heat	On-Auto	R,Rc,W,Y,G,O,B,C	5-3/8 x 3-13/16 x 1-1/4
TH4210D1005	5/2	N/A	2H/1C	No	No	Cool-Off-Heat-EM Heat	On-Auto	R,Y,AUX,E,G,O,B,L,C	5-3/8 x 3-13/16 x 1-1/4



PRO 3000 Non-Programmable



- Backlit digital display – both current and set temperatures are easy to read in various lighting conditions
- Dual-Powered – Choice of battery-powered or hardwired with battery back-up
- Shows both current and set temperatures at the same time
- Basic operation – Easy-to-use slide switches
- Compressor short cycle protection
- 5-year limited warranty

PART NO	PROGRAMMING	STAGES HEAT/COOL (CONV)	STAGES HEAT/COOL (HEAT PUMP)	AUTO CHANGE OVER	PROG FAN	SYSTEM SWITCHES	FAN SWITCH	CONNECTIONS	SIZE WxHxD (IN)
TH3110D1008	None	1H/1C	1H/1C	No	No	Cool-Off-Heat	On-Auto	R,Rc,W,Y,G,O,B,C	5-3/8 x 3-13/16 x 1-1/4
TH3210D1004	None	N/A	2H/1C	No	No	Cool-Off-Heat-EM Heat	On-Auto	R,Y,AUX,E,G,O,B,L,C	5-3/8 x 3-13/16 x 1-1/4



HONEYWELL THERMOSTATS



Econostat (Mercury Free)

- Same precision temperature control and reliable performance as original Econostat, now mercury free
- 5-year limited warranty

Honeywell

PART NO	PROGRAMMING	STAGES HEAT/COOL (CONV)	STAGES HEAT/COOL (HEAT PUMP)	AUTO CHANGE OVER	PROG FAN	SYSTEM SWITCHES	FAN SWITCH	CONNECTIONS	SIZE WxHxD (IN)
T822K1018	None	1H/OC	N/A	No	No	—	—	R,W	2-7/8 x 4-3/4 x 1-1/2



Round Non-Programmable (Mercury Free)

- Classic styling now mercury free
- Separate temperature setting and thermometer display dials
- 5-year limited warranty

Honeywell

PART NO	PROGRAMMING	STAGES HEAT/COOL (CONV)	STAGES HEAT/COOL (HEAT PUMP)	AUTO CHANGE OVER	PROG FAN	SYSTEM SWITCHES	FAN SWITCH	CONNECTIONS	SIZE DIA/DEPTH (IN)
T87K1007	None	1H/OC	—	No	No	Heat-Off	On-Auto	R,W,Y	3-11/16 / 1-3/4
T87N1000	None	1H/1C	1H/1C	No	No	Cool-Off-Heat	On-Auto	R,Rc,W,Y,G,O,B	3-11/16 / 1-3/4

CONSTRUCTION THERMOSTATS

Construction thermostats are a low cost, non-adjustable, temporary thermostat preset to a given temperature.

- Reduces fuel bills during the construction process; no more high fuel bills caused by construction workers turning up the thermostat and leaving
- Rugged construction; not affected by heat, moisture, paint and drywall dust
- Mercury-free

Temp-Stat Construction Thermostats

Rated 24VAC, 1A

Jackson
SYSTEMS

PART NO	DESCRIPTION	CASE QTY	CASE REQ
CL-70	Temporary Construction Thermostat - Cooling Only - 70F	10	Yes
TS-41	Temporary Construction Thermostat - Heating Only - 41F	10	Yes
TS-50	Temporary Construction Thermostat - Heating Only - 50F	10	Yes
TS-60	Temporary Construction Thermostat - Heating Only - 60F	10	Yes
TS-65	Temporary Construction Thermostat - Heating Only - 65F	10	Yes
TS-70	Temporary Construction Thermostat - Heating Only - 70F	10	Yes
TS-75	Temporary Construction Thermostat - Heating Only - 75F	10	Yes

ICM Construction Thermostats

Rated 24VAC, 2A

ICM
CONTROLS

PART NO	DESCRIPTION	CASE QTY	CASE REQ
41-ICMSC055	Temporary Construction Thermostat - Cooling Only - 55F	10	Yes





THERMOSTAT ACCESSORIES

WALL PLATES

PD411073 (T119)



PART NO	HEIGHT (IN)	WIDTH (IN)	COLOR	DESCRIPTION	CASE QTY	CASE REQ
PD411073	5-1/2	7-1/2	White	Fits all Pro1 IAQ models	5	Yes



F61-2301



PART NO	HEIGHT (IN)	WIDTH (IN)	COLOR	DESCRIPTION
F61-2301	5-5/8	5-3/4	White	Includes adapter for mounting to vertical junction box



F61-2500



PART NO	HEIGHT (IN)	WIDTH (IN)	COLOR	DESCRIPTION
F61-2500	4-5/8	7-5/8	White	Fits all 80 Series Emerson/White-Rodgers models except Blue models



F61-2252



PART NO	HEIGHT (IN)	WIDTH (IN)	COLOR	DESCRIPTION
F61-2252	5-5/8	5-3/4	Beige	Fits all 1F90 and 1F70 Emerson/White-Rodgers models



F61-2300



PART NO	HEIGHT (IN)	WIDTH (IN)	COLOR	DESCRIPTION
F61-2300	7-1/4	5-1/2	White	Fits all 1F90 Emerson/White-Rodgers models except Blue models



F61-2510



PART NO	HEIGHT (IN)	WIDTH (IN)	COLOR	DESCRIPTION
F61-2510	6-1/2	4-1/2	White	Fits all F70 Emerson/White-Rodgers models. Includes adapter for mounting to horizontal or vertical junction box



F61-2550



PART NO	HEIGHT (IN)	WIDTH (IN)	COLOR	DESCRIPTION
F61-2550	6-1/2	4-1/2	White	Fits all F70 Emerson/White-Rodgers models



F61-2600



PART NO	HEIGHT (IN)	WIDTH (IN)	COLOR	DESCRIPTION
F61-2600	8-1/8	5-3/8	White	Fits 90 Series Blue Emerson/White-Rodgers models. For use with or without horizontal junction box.





THERMOSTAT ACCESSORIES

WALL PLATES

F61-2600



PART NO	HEIGHT (IN)	WIDTH (IN)	COLOR	DESCRIPTION
F61-2634	5	6-1/2	White	Fits 90 and 80 Series Blue Emerson/White-Rodgers models. For use with or without horizontal junction box.



50028399-001



PART NO	HEIGHT (IN)	WIDTH (IN)	COLOR	DESCRIPTION
50028399-001	5-1/2	7-7/8	White	Fits Honeywell THX9000 series high definition thermostats. Includes bracket for mounting to 2 in. x 4 in. junction box.



THERMOSTAT GUARDS

F29-0143

These durable poly guards are designed for use in offices, churches, restaurants, and other public areas to prevent adjustment of the thermostat by unauthorized personnel.

- Clear plastic keeps thermostat visible
- Can be mounted vertically or horizontally
- Includes options for both ring mount or solid plate mount
- Furnished with one key



PART NO	LENGTH (IN)	HEIGHT (IN)	DEPTH (IN)	COVER MATERIAL
F29-0143	6-3/8	3-1/2	3	Clear Plastic

F29-0222

These durable metal guards are designed for government, military, industrial, and education applications to prevent adjustment of the thermostat by unauthorized personnel.

- Beige enamel finish over heavy-duty steel enclosure
- Can be mounted vertically or horizontally
- Furnished with one key



PART NO	LENGTH (IN)	HEIGHT (IN)	DEPTH (IN)	COVER MATERIAL
F29-0222	6-5/8	4-1/2	3-3/8	Metal - 18 gauge

EMERSON (WHITE-RODGERS) REMOTE TEMPERATURE SENSORS

- For use with all Emerson (White-Rodgers) thermostats with remote sensor capability
- Classic white color
- Digital signal output provides superior temperature control
- Works with a maximum 300 foot wire run



F1451328 Indoor Sensor

PART NO	DESCRIPTION
F1451328	Remote Indoor Sensor



F1451378 Outdoor Sensor

PART NO	DESCRIPTION
F1451378	Remote Outdoor Sensor





THERMOSTAT ACCESSORIES

HONEYWELL REMOTE TEMPERATURE SENSORS



C7189U1005 Indoor Sensor

- For use with VisionPRO Thermostats
- Used to sense temperature if the thermostat is installed in a poor temperature sensing location.
- Small remote temperature sensor to match any room decor.
- Easy to install and use.
- Factory calibrated; no field calibration required.
- Works with a maximum 200 foot wire run.

PART NO	DESCRIPTION
C7189U1005	Remote Indoor Sensor



C7089U1006 Outdoor Sensor

- For use with VisionPRO Thermostats
- Used for Dual Fuel application with thermostats that control dual fuel
- Mounting clip allows easy sensor positioning on siding or soffit
- 60 in. lead wires, works with a maximum wire run of 200 feet.
- Factory calibrated; no field calibration required

PART NO	DESCRIPTION
C7089U1006	Remote Outdoor Sensor



REM5000R1001 Portable Comfort Control (RedLINK/Prestige HD)

- Works with compatible RedLINK™ enabled thermostats and accessories, include HD Prestige™
- Touchscreen interface with backlit display
- Can display outdoor temperature and humidity
- Built-in pager with an audible noise helps locate the device in the home
- Screen-lock feature helps prevent accidental changes
- In Non-Zoned Applications:
 - Take anywhere in the home to sense and control temperature from the room that you are in
- In Zoned Applications:
 - View and adjust all RedLINK™ enabled thermostats from a single control
 - Controls up to 16 thermostats

PART NO	DESCRIPTION
REM5000R1001	Portable Comfort Control



C7089R1014 Remote Outdoor Sensor (RedLINK/Prestige HD)

- Wirelessly senses outdoor temperature and humidity to display on compatible RedLINK™ enabled thermostats and accessories, include HD Prestige™
- Installs in minutes
- Up to 5-year battery life
- Includes two AA lithium batteries and mounting hardware

PART NO	DESCRIPTION
C7189U1005	Remote Indoor Sensor



THERMOSTAT ACCESSORIES

FAST-STAT WIRE EXTENDERS

For over 15 years now, FAST-STAT wiring extenders have eliminated the need to re-pull thermostat and condenser cables when adding or upgrading HVAC equipment. FAST-STAT provides a significant savings in installation costs. A new system can be wired in about 20 minutes.

- Designed to have a minimum service life of 50 years; limited lifetime free replacement warranty
- Suitable for up to 300 ft. distance between sender and receiver (when using 18 AWG cable)
- No batteries required
- Common applications include:
 - Adding 2-stage heating
 - Adding single or 2-stage cooling
 - Heat pump conversion
 - Upgrading PTACs
 - Upgrading RTUs



FAST-STAT 1000 Wire Extender (Provides One Additional Wire to a Cable)

Model 1000 provides one additional conductor to a thermostat or condenser cable. For instance, with a 2-wire cable it can provide “R”, “W”, plus one of “G”, “Y”, “H”, “D”, “W2” or “Y2” and with a 4-wire cable it could provide “R”, “W”, “Y”, “G”, plus any one of “C”, “D”, “W2”, “Y2” or “O/B”. Common uses include adding manual fan control “G” to a heating system, installing a powered thermostat that requires a common connection “C”, or upgrading to 2-stage cooling and providing “Y2” to the condenser.

PART NO	POWER INPUT (VAC)	NO OF CONTACTS	CONTACT CONFIG	CONTACT RATING (VAC)	CONTACT RATING (A)
1000	18-30	2	NO	24	2



FAST-STAT 3000 Wire Extender (Provides 4-Wire Control Over a 2-Wire Cable)

Model 3000 provides 4-wire control over 2-wire cable or 6-wire control over a 4-wire cable. With a 2-wire cable it can provide “R”, “W”, “G” and “Y”. With a 4-wire cable it can provide “R”, “W”, “Y”, “G”, plus any two of “C”, “D”, “W2”, “Y2” or “O/B”. Common uses include adding air conditioning to a heating system. Can also be used for heat pumps, 2-stage heating or cooling when an existing 4-wire thermostat cable is present.

PART NO	POWER INPUT (VAC)	NO OF CONTACTS	CONTACT CONFIG	CONTACT RATING (VAC)	CONTACT RATING (A)
3000	20-30	3	NO	24	2



FAST-STAT 5000 Wire Extender (Provides 6-Wire Control Over a 2-Wire Cable)

Model 5000 provides 6-wire control over 2-wire cable or 8-wire control over a 4-wire cable. With a 2-wire cable it can provide “R”, “C”, “W1”, “W2”, “G” and “Y”. With a 4-wire cable it can provide “R”, “C”, “W1”, “W2”, “G” and “Y”, plus any other two functions such as “H”, “D”, “W2”, “Y2” or “O/B”. Common uses include adding air conditioning to a heating system or installation of a 2-stage furnace. Can also be used for heat pumps, 2-stage heating or cooling when an existing 4-wire thermostat cable is present.

PART NO	POWER INPUT (VAC)	NO OF CONTACTS	CONTACT CONFIG	CONTACT RATING (VAC)	CONTACT RATING (A)
5000	20-30	4	NO	24	2



FAST-STAT 7000 Wire Extender (For Converting an Air Conditioner to a Heat Pump)

Model 7000 provides 7-wire control from the thermostat to the furnace or fan-coil over a 4-wire cable. This includes “R”, “C”, “G”, “W”, “Y1”, “Y2” and “O/B”. From the furnace or fan-coil to the heat pump it provides 6-wire control over a 2-wire cable. This includes “R”, “C”, “Y1”, “Y2”, “O/B” and “W” (defrost). Common uses include converting from an air conditioning to a heat pump (single or 2-stage) system.

PART NO	POWER INPUT (VAC)	NO OF CONTACTS	CONTACT CONFIG	CONTACT RATING (VAC)	CONTACT RATING (A)
7000	20-30	5	NO	24	2



FAST-STAT 9000 Wire Extender (For Converting Air Conditioner to a 1 or 2-Stage Heat Pump)

Model 9000 mounts between the control board on the indoor unit and the outdoor unit. Provides 2-stage air conditioning or heat pump control over the existing 2-wire condenser cable. It is designed to reduce installation time when converting from an air conditioner to a heat pump (single or 2-stage) system. It can also interact with Zone Controllers made by Honeywell and others.

PART NO	DESCRIPTION
9000	FAST-STAT 9000 Wire Extender



HUMIDISTATS & DEHUMIDISTATS



H8908ASPST Humidistat



Can be mounted in either vertical or horizontal configuration.

PART NO	VENDOR PART NO	VOLTAGE (VAC)	CONTACT CONFIG	CONTACT OPERATION	ADJUSTMENT RANGE (% RH)	MOUNTING LOCATON	SIZE WxHxD (IN)
H8908ASPST	H8908ASPST	24	SPST	Contacts close on humidity drop	10-60	Wall, Duct	5-1/2 x 4 x 2-1/2



45-25055-99 Humidistat



PART NO	VENDOR PART NO	VOLTAGE (VAC)	CONTACT CONFIG	CONTACT OPERATION	ADJUSTMENT RANGE (% RH)	MOUNTING LOCATON	SIZE WxHxD (IN)
45-25055-99	352680-008	24	SPST	Contacts close on humidity drop	20-80	Wall, Duct	4-3/4 x 2-7/8 x 1-3/8



H8908DSPST Dehumidistat



Can be mounted in either vertical or horizontal configuration.

PART NO	VENDOR PART NO	VOLTAGE (VAC)	CONTACT CONFIG	CONTACT OPERATION	ADJUSTMENT RANGE (% RH)	MOUNTING LOCATON	SIZE WxHxD (IN)
H8908DSPST	H8908DSPST/U	24	SPST	Contacts close on humidity rise	10-60	Wall, Duct	5-1/2 x 4 x 2-1/2



41-25066-02 Dehumidistat



PART NO	VENDOR PART NO	VOLTAGE (VAC)	CONTACT CONFIG	CONTACT OPERATION	ADJUSTMENT RANGE (% RH)	MOUNTING LOCATON	SIZE WxHxD (IN)
41-25066-02	J10-809-070	24	SPST	Contacts close on humidity rise	20-80	Wall	4-3/8 x 2-7/8 x 1-1/2

DUCT SMOKE DETECTORS & ACCESSORIES

DUCT SMOKE DETECTORS – AIR PRODUCTS AND CONTROLS

SL-2000 SERIES DUCT SMOKE DETECTORS



PRODUCT APPLICATION: The SL-2000 Series Smoke Duct Detector is the latest innovation for early detection of smoke and products of combustion present in air moving through HVAC ducts in Commercial, Industrial, and Residential applications. The unit is designed to prevent the recirculation or spread of smoke by air handling systems, fans, and blowers. Complete systems may be shut down in the event of smoke detection. The SL-2000 is designed and built to meet all local code requirements, as well as the NFPA and ICC standards regarding HVAC supply and return duct smoke detectors. Output terminals are provided for a wide range of remote accessories such as horns, strobes, remote status indicators, and test/reset key switches or push buttons.

PRODUCT DESCRIPTION: The SL-2000 includes many features that represent true innovations from current generation duct smoke detectors. Air Products and Controls' traditional installer/servicer-friendly approach has been closely followed and expanded throughout the SL-2000. This philosophy provides a new level of efficiency in after-purchase value to both the installer/servicer and end-user. Attention to detail has yielded a host of "No-Tools Required" features, as well as a multi-application performance level as yet unmatched in the industry. The key features below detail many of the customer-driven innovations incorporated in the SL-2000 Series. Innovative product combined with unsurpassed customer service equals the right combination for all of your projects.

- Low-Flow Technology: Both Ionization and Photoelectric models listed for velocities between 100-4000 ft./min
- Both models listed for high-temperature applications
- Operating voltages: 230VAC, 120VAC, 24VAC, 24VDC
- Interconnect up to 30 units for common functions
- Patent pending "No-Tools Required" front or rear loading and removing sampling/exhaust tubes
- Patent pending "Test Port Valve" allows for aerosol smoke testing without cover removal



DUCT SMOKE DETECTORS & ACCESSORIES

DUCT SMOKE DETECTORS - AIR PRODUCTS AND CONTROLS

SL-2000 SERIES DUCT SMOKE DETECTORS (continued)

- Clear cover fitted with four captive “No-Tools Required” thumbscrews
- Instantaneous cover removal trouble indication
- Staggered terminal blocks for easier wiring
- Flashing LED on detector head indicates normal operation
- Magnet test capability (magnet included)
- More wiring space than competitive models
- Footprint allows easy retrofit in many applications without additional drilling
- Over 15 remote accessories available
- Duct wall gaskets on back of enclosure are pre-installed
- Compatible with the WP-2000 weatherproof enclosure
- Reset switch is also an alarm test switch - competitive models require a magnet or cover removal to test at unit
- Unit includes green pilot and red alarm visual indicators
- External mounting tabs do not require cover removal to install
- Colored cover gasket indicates proper cover seal
- UL, C-UL, CSFM, and MEA Listed
- Compact, lightweight size means easy handling, lower shipping costs
- Two sets of 10A form “C” alarm contacts
- One set of 2A form “A” alarm contacts
- One set of 10A form “C” trouble contacts
- Large terminal connection screws
- Standard interchangeable “plug-in” UL268 photoelectric or ionization heads
- Advanced detector head design yields internal dust filtering
- No additional screens or filters to clean
- Compatible with building automation and fire alarm systems
- Ionization and Photoelectric versions available
- Complete wiring details permanently attached to unit
- Toll-Free Technical Support: (888) 332-2241



SL-2000-N (849046) Duct Smoke Detector – Ionization

PART NO	VENDOR PART NO	DESCRIPTION
849046	SL-2000-N	Duct Smoke Detector - Ionization



SL-2000-P (849047) Duct Smoke Detector – Photoelectric

PART NO	VENDOR PART NO	DESCRIPTION
849047	SL-2000-P	Duct Smoke Detector - Photoelectric



Sampling Tubes for SL-2000 Series

PART NO	VENDOR PART NO	DESCRIPTION	CASE QTY	CASE REQ
849050	STN-1.0	Sampling Tube - 10 in. (For SL-2000)	1	—
849051	STN-2.5	Sampling Tube - 2.5 ft. (For SL-2000)	5	Yes
849052	STN-5.0	Sampling Tube - 5.0 ft. (For SL-2000)	5	Yes
849053	STN-10.0	Sampling Tube - 10.0 ft. (For SL-2000)	1	—



DUCT SMOKE DETECTORS & ACCESSORIES

DUCT SMOKE DETECTORS – AIR PRODUCTS AND CONTROLS

SM-501 SERIES DUCT SMOKE DETECTORS



PRODUCT APPLICATION: The SM-501 Series Duct Smoke Detector provides early detection of smoke and products of combustion present in air moving through HVAC ducts in Commercial, Industrial, and Residential applications. The unit is designed to prevent the re-circulation or spread of smoke by air handling systems, fans, and blowers. Complete systems may be shut down in the event of smoke detection. The SM-501 model will operate on any one of four input voltages (230VAC, 120VAC, 24VAC, or 24VDC). The SM-501 allows up to 30 detectors to be interconnected for many common functions.

PRODUCT DESCRIPTION: Continuing Air Products and Controls' history of building innovative and reliable products, the SM-501 is housed in the popular traditional compact housing. The unit provides two sets of 10 Amp form "C" alarm contacts, along with one set of 10 Amp form "C" trouble contacts for monitoring head removal and supply voltage failure. The green pilot and red alarm visual indicators provided on the front of the SM-501 signal the operating status of the device. The green pilot LED will be extinguished when the detector head is removed or power is lost. A manual test/reset switch is located next to the visual indicators. The SM-501 has been specially designed to allow linkage of common detector functions for up to 30 detectors. The units may be wired to use a common test/reset function, and to alarm when a single unit alarms. Also, up to 15 units with signaling devices may be interconnected to operate with a single alarm. The SM-501 is designed and built to meet all local code requirements, as well as the NFPA and ICC standards regarding HVAC supply and return duct smoke detectors. Output terminals are provided for remote accessories such as horns, strobes, remote status indicators, and test/reset key switches or push buttons. The SM-501 is available with either ionization or photoelectric detector heads, which are interchangeable. Air sampling is accomplished via two rear loading tubes which protrude into the duct. An exhaust tube of one standard length (7.0 in) is supplied in the installation kit with the duct smoke unit. Once the duct width has been determined, the air intake sampling tube must be ordered. Sampling tubes are supplied in standard lengths (1.0, 2.5, 5.0, and 10.0 foot), and are cut to size to fit the duct. Mounting the duct smoke detector is accomplished by the use of a template and four sheet metal screws, as provided. Mounting can be achieved without the removal of the clear cover, which is secured by four captive screws.

- Operating voltages: 230VAC, 120VAC, 24VAC, 24VDC
- Both models listed for high temperature applications
- Interconnect up to 30 units for common functions
- UL, C-UL, CSFM, and MEA Listed
- Compact Size
- Two sets of 10A form "C" alarm contacts
- One set of 10A form "C" trouble contacts
- Rugged steel back box with clear cover
- Compatible with the WP-1 weatherproof enclosure
- Easy retro-fit/upgrade of existing RW Series detectors
- Clear cover fitted with 4 captive screws
- Large terminal connection screws
- Interchangeable "Plug-In" photoelectric or ionization heads
- Easy mounting without cover removal
- Advanced detector head design yields internal dust filtering with no additional screens or filters to clean
- Over 15 remote accessories available
- Toll-Free Technical Support 888.332.2241



SM-501-N Duct Smoke Detector – Ionization

PART NO	VENDOR PART NO	DESCRIPTION
SM-501-N	SM-501-N	Smoke Detector - Ionization



SM-501-P Duct Smoke Detector – Photoelectric

PART NO	VENDOR PART NO	DESCRIPTION
SM-501-P	SM-501-P	Smoke Detector - Photoelectric



Sampling Tubes for SM-500/SM-501 Series

PART NO	VENDOR PART NO	DESCRIPTION	CASE QTY	CASE REQ
849054	STS-1.0	Sampling Tube - 10 in. (For SM-500/SM-501)	1	—
849055	STS-2.5	Sampling Tube - 2.5 ft. (For SM-500/SM-501)	5	Yes
849056	STS-5.0	Sampling Tube - 5.0 ft. (For SM-500/SM-501)	5	Yes
849057	STS-10.0	Sampling Tube - 10.0 ft. (For SM-500/SM-501)	1	—



DUCT SMOKE DETECTORS & ACCESSORIES

DUCT SMOKE DETECTORS – AIR PRODUCTS AND CONTROLS

MS SERIES REMOTE ACCESSORIES



The MS Series remote accessories are designed to be used with the Air Products and Controls Duct Smoke Detectors to provide audible and visual indication as well as remote test/reset functions. These devices are constructed of attractive, yet durable brushed stainless steel and mount on a standard single or double gang electrical box.

MS-RA (849058) – Alarm LED

PART NO	VENDOR PART NO	DESCRIPTION
849058	MS-RA	Remote Accessory - Alarm LED



MS-RA/P (849059) – Alarm & Pilot LEDs

PART NO	VENDOR PART NO	DESCRIPTION
849059	MS-RA/P	Remote Accessory - Alarm & Pilot LEDs



MS-RA/R (849060) – Alarm LED / Test/Reset Button

PART NO	VENDOR PART NO	DESCRIPTION
849060	MS-RA/R	Remote Accessory - Alarm LED / Test/Reset Button



MS-RA/P/R (849061) – Alarm & Pilot LEDs / Test/Reset Button

PART NO	VENDOR PART NO	DESCRIPTION
849061	MS-RA/P/R	Remote Accessory - Alarm & Pilot LEDs / Test/Reset Button



MS-RA/P/T (849062) – Fault/Trouble & Pilot LEDs

PART NO	VENDOR PART NO	DESCRIPTION
849062	MS-RA/P/T	Remote Accessory - Fault/Trouble & Pilot LEDs



MS-RA/FT/P (849063) – Fault/Trouble & Pilot LEDs / Test/Reset Switch

PART NO	VENDOR PART NO	DESCRIPTION
849063	MS-RA/FT/P	Remote Accessory - Fault/Trouble & Pilot LEDs / Test/Reset Switch



MS-KA/R (849064) – Alarm LED / Test/Reset Switch

PART NO	VENDOR PART NO	DESCRIPTION
849064	MS-KA/R	Remote Accessory - Alarm LED / Test/Reset Switch





DUCT SMOKE DETECTORS & ACCESSORIES

DUCT SMOKE DETECTORS – AIR PRODUCTS AND CONTROLS

MS SERIES REMOTE ACCESSORIES



MS-KA/P/R (849065) – Alarm & Pilot LEDs / Test/Reset Switch

PART NO	VENDOR PART NO	DESCRIPTION
849065	MS-KA/P/R	Remote Accessory - Alarm & Pilot LEDs / Test/Reset Switch



MS-KA/P/R/T (849066) – Duct Trouble Detector & Pilot LEDs / Test/Reset Switch

PART NO	VENDOR PART NO	DESCRIPTION
849066	MS-KA/P/R/T	Remote Accessory - Duct Trouble Detector & Pilot LEDs / Test/Reset Switch



MS-RH (849067) – Alarm Horn

PART NO	VENDOR PART NO	DESCRIPTION
849067	MS-RH	Remote Accessory - Alarm Horn



MS-F/T (849072) – Fault/Trouble LED

PART NO	VENDOR PART NO	DESCRIPTION
849072	MS-F/T	Remote Accessory - Fault/Trouble LED



MS-RH/P/A (849068) – Alarm & Pilot LEDs / Horn

PART NO	VENDOR PART NO	DESCRIPTION
849068	MS-RH/P/A	Remote Accessory - Alarm & Pilot LEDs / Horn



MS-RH/KA/P/R (849069) – Alarm & Pilot LEDs / Horn / Test/Reset Switch

PART NO	VENDOR PART NO	DESCRIPTION
849069	MS-RH/KA/P/R	Remote Accessory - Alarm & Pilot LEDs / Horn / Test/Reset Switch



MS-RH/KA/P/A/T (849070) – Alarm, Fault/Trouble, & Pilot LEDs / Horn / Test/Reset Switch

PART NO	VENDOR PART NO	DESCRIPTION
849070	MS-RH/KA/P/A/T	Remote Accessory - Alarm, Fault/Trouble, & Pilot LEDs / Horn / Test/Reset Switch



DUCT SMOKE DETECTORS & ACCESSORIES

DUCT SMOKE DETECTORS – AIR PRODUCTS AND CONTROLS

MS SERIES REMOTE ACCESSORIES



MS-RD (849071) – Duct Smoke Detector LED

PART NO	VENDOR PART NO	DESCRIPTION
849071	MS-RD	Remote Accessory - Duct Smoke Detector LED



KEY (849157) for MS Series Accessories

PART NO	VENDOR PART NO	DESCRIPTION
849157	KEY	Alarm Horn Key (Pack of 2)



SHP24-1575R (849077) – Horn/Strobe – Red w/Clear Lens

The SHP Series Horn/Strobes provide a visual and audible warning signaling device for fire protection systems that are designed to command immediate attention. They feature a candela intensity field selector switch enabling the candela output to be changed from 15cd to 30cd. Recommended for use in areas including: schools, corridors, apartments, office buildings, hotels, restaurants, as well as any other areas where audible or visual warnings are required by the Federal, State, or local authority having jurisdiction.

- Strobe field selectable light output settings for 15/75 or 30/120 cd
- 24VDC polarized input
- Mounts to 4 inch square junction box
- Red or white housing with clear or opaque lens
- Tamper-proof light output intensity selector switch
- Wall or ceiling mount

PART NO	VENDOR PART NO	DESCRIPTION
849077	SHP24-1575R	Horn/Strobe - Red w/Clear Lens

MSR-AV AUDIO/VISUAL TERMINAL SERIES

The MSR-AV series provides audible and visible private mode alarm indications in a low-profile, single-gang Decora style configuration. Choice of plate colors. Boasting code compliance with emergency signaling applications, the MSR-AV is Listed to UL 464 and UL 1638, and offers the industry's first LED strobe. The sound output level is jumper-selectable at either 53/54 dB (low) or 68/69 dB (high). The sound output format is also jumper selectable for steady or temporal (code 3). The units are shipped with the jumpers installed, pre-set to high, temporal. For use with UL Listed 24VDC polarized power circuits.



MSR-AV/T/R/C (841010) Horn/Strobe – Red w/ Clear Lens

PART NO	VENDOR PART NO	DESCRIPTION
841010	MSR-AV/T/R/C	Horn/Strobe - Red w/ Clear Lens



MSR-AV/T/W/C (841008) Horn/Strobe – White w/Clear Lens

PART NO	VENDOR PART NO	DESCRIPTION
841008	MSR-AV/T/W/C	Horn/Strobe - White w/Clear Lens



MSR-AV/T/W/O (841009) Horn/Strobe – White w/Opaque Lens

PART NO	VENDOR PART NO	DESCRIPTION
841009	MSR-AV/T/W/O	Horn/Strobe - White w/Opaque Lens



DUCT SMOKE DETECTORS & ACCESSORIES

DUCT SMOKE DETECTORS – AIR PRODUCTS AND CONTROLS

MSR-100/R/R Remote Accessory Controller



The MSR-100 Series remote accessories are designed to be used with Air Products and Controls duct smoke detectors to provide the most complete functionality ever available in such a device.

- Visual indication of detector pilot, trouble and alarm functions
- Selectable audible indication of alarm, trouble or both
- Buzzer silence function, with silenced indication and “ringback” following condition correction
- Lamp/buzzer test function
- Key-operated detector test and reset functions
- Lever-operated “no-tools” terminal block
- Port for plugging in the optional strobe assembly

PART NO	VENDOR PART NO	DESCRIPTION
MSR-100R/R	MSR-100R/R	Remote Accessory - Controller - Red



WP-2000 (849079) Weatherproof Enclosure for SL-2000 Series

PART NO	VENDOR PART NO	DESCRIPTION
849079	WP-2000	Weatherproof Enclosure (For SL-2000)



TG-2000 (849074) Test Gas for SL-2000 Series

PART NO	VENDOR PART NO	DESCRIPTION	CASE QTY	CASE REQ
849074	TG-2000	Test Gas w/Test Port Nozzle (For SL-2000)	12	Yes

Air Products and Controls Replacement Parts / Service

PART NO	VENDOR PART NO	DESCRIPTION
849080	55000-225	Replacement Head (For SL-2000-N)
849081	55000-328	Replacement Head (For SL-2000-P)
849082	55000-250	Replacement Head (For SM-501-N)
849083	55000-350	Replacement Head (For SM-501P)
849084	STN-XT	Replacement Exhaust Tube (For SL-2000-N and SL-2000-P)
849085	STS-XT	Replacement Exhaust Tube (For SM-501)
849086	CLEAN-RECAL	Smoke Detector Head Cleaning and Recalibration Service



DUCT SMOKE DETECTORS & ACCESSORIES

DUCT SMOKE DETECTORS – SYSTEM SENSOR



SYSTEM SENSOR DUCT SMOKE DETECTORS



D4120 Innovair Flex Duct Smoke Detector – Photoelectric



The Innovair Flex D4120 Duct Smoke Detectors provide superb immunity to false alarms and easy, labor saving installation options. Its flexible configurations allow an easy replacement to any model, and its 2 to 1 sensor to power board offers cost savings where both supply and return installation is required. The InnovairFlex D4120 4-wire photoelectric duct smoke detector features a pivoting housing that fits both square and rectangular footprints and mounts to round or rectangular ductwork. This unit senses smoke in the most challenging conditions. An improved cover design isolates the sensor head from the low-flow feature for simple maintenance. With its 2:1 sensor-to-power capability, the power board of the D4120 may be used to monitor a second sensor, D4S, simultaneously (i.e., supply and return side). As many as 50 InnovairFlex detectors can be interconnected. When one unit senses smoke, all interconnected detectors will switch their relays; only the detector sensing smoke will go into alarm, thus pinpointing the fire source. An easy-access Test/Reset button makes it possible to test the unit with the cover on. Three DIP switches can be used to configure field selectable settings: cover tamper delay, number of sensors to be controlled, and shut down on trouble option. Each power board has two LEDs that can be used to indicate the status of connected sensors, and a quick reference imprinted on the cover explains the LED status indications (Standby, Maintenance, Trouble, and Alarm). The InnovairFlex duct smoke detector can be customized to meet local codes and specifications without additional wiring.

- Versatile mounting options: square or rectangular configuration
- Air velocity rating from 100 ft/min to 4,000 ft/min (0.5 m/s to 20.32 m/sec)
- Broad ranges for operating temperature (-4°F to 158°F) and humidity (0% to 95% non-condensing)
- Patented sampling tube installs from front or back of the detector with no tools required
- Plug-in sensor offers superb false alarm immunity and the latest sensor technology
- Increased wiring space with a newly added 3/4 in. conduit knockout
- One easy-access Test/Reset button and improved LED status
- Patented interconnect feature for multi-fan shutdown
- New high contrast terminal designations
- Built-in short circuit protection from operator wiring errors
- Field selectable settings for configuring the detector
- Two DPDT form “C” relay contacts
- 24VAC, 24VDC or 120VAC
- Backward compatibility with existing Innovair products, including remote accessories
- Toll-free Technical Support: 800.SENSOR2 (800.736.7672)

PART NO	DESCRIPTION
D4120	Duct Smoke Detector - Photoelectric, 4-Wire



D4120W Watertight Innovair Flex Duct Smoke Detector – Photoelectric



InnovairFlex duct smoke detector with NEMA Type 4 enclosure for non-hazardous locations indoor, and for outdoor rooftop installations – saving the cost of expensive separate enclosures.

PART NO	DESCRIPTION
D4120W	Duct Smoke Detector - Photoelectric NEMA4, 4-Wire



D4P120 Power Board Only



4-wire photoelectric power board component only.

PART NO	DESCRIPTION
D4P120	Power Board Only - Photoelectric, 4-Wire



D4S Sensor Only – Photoelectric



4-wire photoelectric sensor component only.

PART NO	DESCRIPTION
D4S	Sensor Only - Photoelectric, 4-Wire



DUCT SMOKE DETECTORS & ACCESSORIES

DUCT SMOKE DETECTORS – SYSTEM SENSOR

SYSTEM SENSOR DUCT SMOKE DETECTORS



2D51 Sensor Head for Special Applications

4-wire conventional photoelectric sensor head.



PART NO	DESCRIPTION
2D51	Sensor Head Only - Special Applications



Metal Sampling Tubes for Innovair Flex Series

No tools required – just snap in front or back.



PART NO	VENDOR PART NO	DESCRIPTION	CASE QTY	CASE REQ
DST1		Sampling Tube - Duct Widths up to 1 ft. (For Innovair Flex)	10	Yes
DST1.5		Sampling Tube - Duct Widths 1 to 2 ft. (For Innovair Flex)	10	Yes
DST10		Sampling Tube - Duct Widths 8 to 12 ft. (For Innovair Flex)	3	Yes
DST3		Sampling Tube - Duct Widths 2 to 4 ft. (For Innovair Flex)	10	Yes
DST5		Sampling Tube - Duct Widths 4 to 8 ft. (For Innovair Flex)	10	Yes

REMOTE TEST STATIONS



RTS151 Remote Test Station

Remote test (magnet) and reset station with status LED.



PART NO	DESCRIPTION
RTS151	Remote Test Station



RTS151KEY Remote Test Station with Key

Key remote test and reset station with status LED.



PART NO	DESCRIPTION
RTS151KEY	Remote Test Station with Key

MULTI-SIGNALING ACCESSORIES



RTS2-AOS Multi-Signaling Accessory with Add-on-Strobe

RTS2-AOS is multi-signaling accessory designed to work with InnovairFlex 4-wire conventional duct smoke detectors. AOS stands for "Add On Strobe". The RTS2 and AOS may be ordered separately



PART NO	DESCRIPTION
RTS2-AOS	Multi-Signaling Accessory w/Strobe



RTS2 Multi-Signaling Accessory

PART NO	DESCRIPTION
RTS2	Multi-Signaling Accessory w/o Working Strobe



AOS Add-on-Strobe

PART NO	DESCRIPTION
AOS	Component for RTS2





DUCT SMOKE DETECTORS & ACCESSORIES

DUCT SMOKE DETECTORS – SYSTEM SENSOR



MHW Mini-Horn



The SpectrAlert® Advance MHW is the white, 12/24V mini-horn used where a smaller notification device is desired.

PART NO	DESCRIPTION
MHW	Mini-Horn - White

REMOTE ANNUNCIATORS



APA151 Remote Annunciator with Piezo and Alarm/Power LEDs



Remote annunciator with piezo alarm and status LED.

PART NO	DESCRIPTION
APA151	Remote Annunciator w/Piezo/Alarm/Power LED



RA100Z Remote Annunciator with Alarm LED



Remote annunciator with red LED alarm indication.

PART NO	DESCRIPTION
RA100Z	Remote Annunciator w/Alarm LED

CARBON MONOXIDE (CO) ALARMS



KN-COB-BCB-A 900-0193 AC Powered Plug-In with Battery Backup



The Kidde KN-COB-BCB-A 900-0193 AC carbon monoxide alarm plugs directly into a standard wall outlet making installation quick and easy. The 9-volt battery backup provides protection even during power outages when many CO incidences occur. The tamper resist feature deters tampering or theft of the unit. It is a great CO alarm for property owners that are concerned with theft, or parents with small children. This feature alerts you if the unit has been unplugged or if it has come loose from the wall outlet. The Kidde AC/DC carbon monoxide alarm uses advanced electromechanical sensing technology to monitor for carbon monoxide levels in your home. This alarm has a clean, low profile design along with two LED's; green for normal operation and red for alarm mode. Provides a loud warning signal against the dangers of elevated CO levels. This alarm is easily installed in AC wall outlets. The green LED shows that AC power is present and the alarm is working properly. The red LED will illuminate when the alarm detects carbon monoxide. UL Listed with a 5-year limited warranty.

- Tamper resist feature - Unit goes into constant alarm mode if it has been unplugged or has come loose from the outlet
- 9V Battery backup - Provides continuous protection even during power outages.
- Low battery hush® - Silences low battery chirp warning for up to twelve hours in order to maintain protection without having to replace the battery at an inconvenient time
- Easy installation - Mounts to any wall outlet
- Battery pull tab - Eliminates battery installation time and keeps battery fresh
- Loud 85dB alerts
- Test/Reset button - Tests the alarm electronics and resets the unit during alarm
- Green LED - Indicates alarm is receiving power and operating properly
- Red LED - Illuminates when in alarm mode

PART NO	VENDOR PART NO	DESCRIPTION	CASE QTY	CASE REQ
821006137		Carbon Monoxide Alarm - AC Powered (Battery Backup) - PDQ Pack	2	Yes
21006462		Carbon Monoxide Alarm - AC Powered (Battery Backup) - Bulk Pack	6	Yes



CARBON MONOXIDE (CO) ALARMS



9CO5-LP Battery Operated

The Kidde 9CO5-LP battery operated carbon monoxide alarm utilizes sophisticated electronic components to protect from the dangers of carbon monoxide. This alarm includes a slide-out battery door that gives immediate access to the batteries and a safety feature that makes it difficult to close the door without the batteries being installed. Inside cover of battery door features quick reference guide for what to do in case of an alarm. This easy-to-install alarm is suitable for all living areas. UL Listed with a 7-year life, and 5-year limited warranty. Provides a loud warning signal against the dangers of elevated CO levels. The battery-operated CO alarm provides continuous monitoring of CO levels, even during power outages when AC-only units are not providing protection.

- Battery operated (3AA's included) - Provides protection during power outage
- Battery lockout system - Deters covering battery compartment without installation of batteries.
- Slide-out battery door cover; gives immediate access to batteries
- Test/Reset button - Tests the unit for proper operation; Resets the CO alarm
- Low battery signal - Alerts user when the battery needs to be replaced
- Green LED - Flashes every 30 seconds to indicate the unit is operating properly; green LED will also flash before a CO reading is taken and when any button is pressed
- Red LED - When a dangerous level of carbon monoxide is detected the red LED will pulse and a loud alarm pattern will sound; CO alarm pattern is four short beeps, followed by five seconds of silence, followed by four short beeps with a corresponding red LED flash; cycle will continue for 4 minutes and then change to one cycle every minute until the device is reset or the CO is eliminated

PART NO	VENDOR PART NO	DESCRIPTION	CASE QTY	CASE REQ
21008908		Carbon Monoxide Alarm - Battery Operated - Bulk Pack	6	Yes



INDOOR AIR QUALITY

Media Air Cleaners

Replacement Media Filters

Electronic Air Cleaners (EAC)

UV Devices

Whole House Humidifiers

Humidifier Pads

Whole-House Dehumidifiers

Dynamic Console Room Units

Dynamic Polarized Media Air Cleaners

Filterlock – Filter Slot Cover

Filter Bases



MEDIA AIR CLEANERS



High efficiency media air cleaners offer a significant improvement over one inch throwaway filters. They trap and filter to reduce major pollutants, such as dust and pollen from the air passing through the heating and cooling system. Deep pleated filters maximize surface area and increase the life of the filter. MERV stands for Minimum Efficiency Reporting Value; a rating determined by testing in accordance with ASHRAE 52.2 procedures. The test rate the ability to filter particles ranging from 0.3 to 10 microns in size. A higher MERV rating indicates a greater ability to filter these pollutants.



- Fits a wide variety of equipment
- Rugged cabinet construction

PART NO	HOUSING OVERALL OD HEIGHT (IN)	HOUSING OVERALL OD DEPTH (IN)	HOUSING OVERALL OD WIDTH (IN)	MERV RATING OF INCLUDED MEDIA	MAX RATED AIR FLOW (CFM)	REPLACEMENT MEDIA
PF845001	20-1/4	24-7/8	7-1/8	8	2000	54-25051-01
PF845005	20-1/4	21-3/8	7-1/8	8	1400	54-25051-04
PF845006	16-1/4	24-7/8	7-1/8	8	1400	54-25051-02



Media Air Cleaner – Right Angle



- Quick and easy mounting for installations that require a 90 degree duct adapter
- Platinum metallic paint
- Filters angled to further maximize surface area
- Rugged cabinet construction

PART NO	HOUSING OVERALL OD HEIGHT (IN)	HOUSING OVERALL OD DEPTH (IN)	HOUSING OVERALL OD WIDTH (IN)	MERV RATING OF INCLUDED MEDIA	MAX RATED AIR FLOW (CFM)	REPLACEMENT MEDIA
PF845003	23-1/2	25-5/8	15-1/2	8	2000	54-25051-01

REPLACEMENT MEDIA FILTERS



Preferred Replacement Media Filters



PART NO	MERV RATING	RATED AIR FLOW (CFM)	NOM WDTD (IN)	NOM LGTH (IN)	NOM THICK (IN)	ACTUAL WDTD (IN)	ACTUAL LGTH (IN)	ACTUAL THICK (IN)	CROSS REFERENCE FITS MODELS	CASE QTY	CASE REQ
52-25051-01	8	2000	20	25	5	19-3/4	24-1/4	5	PF845001	2	Yes
52-25051-02	8	1400	16	25	3	15-3/4	24-1/4	3	PF845006	2	Yes
52-25051-04	8	1400	16	25	5	15-3/4	24-1/4	5	PF845005	2	Yes



Trion Air Bear Replacement Media Filters



PART NO	MERV RATING	RATED AIR FLOW (CFM)	NOM WDTD (IN)	NOM LGTH (IN)	NOM THICK (IN)	ACTUAL WDTD (IN)	ACTUAL LGTH (IN)	ACTUAL THICK (IN)	CROSS REFERENCE FITS MODELS	CASE QTY	CASE REQ
255649-102	8	2000	20	25	5	19-3/4	24-1/4	5	84-25050-01 84-25050-03	3	Yes
54-25051-03	8	1400	20	20	5	19-3/4	20-3/4	5	FC100A1011 84-25050-05	4	Yes
54-25051-04	8	1400	16	25	5	15-3/4	24-1/4	5	84-25050-06	3	Yes



Honeywell Replacement Media Filters



PART NO	MERV RATING	RATED AIR FLOW (CFM)	NOM WDTD (IN)	NOM LGTH (IN)	NOM THICK (IN)	ACTUAL WDTD (IN)	ACTUAL LGTH (IN)	ACTUAL THICK (IN)	CROSS REFERENCE FITS MODELS	CASE QTY	CASE REQ
FC100A1003	10	-	16	20	5	15-11/16	19-11/16	4-3/8	—	5	Yes
FC100A1029	10	-	16	25	5	15-15/16	24-3/4	4-3/8	—	5	Yes
FC100A1011	10	-	20	20	5	19-3/4	19-3/4	4-3/8	—	5	Yes
FC100A1037	10	-	20	25	5	19-7/8	24-7/8	4-3/8	—	5	Yes



ELECTRONIC AIR CLEANERS (EAC)



Electronic Air Cleaners work by placing a charge on airborne particles utilizing the principle of two-stage electrostatic precipitation and then collecting them like a magnet. They remove small, invisible particles that bypass standard air filters. Air is drawn by the ventilating system/blower through a washable metal mesh pre-filter, which traps large dust particles. The remaining particles (some as small as 0.01 microns) pass into a strong electrical field (ionizing section) where the particulate receives an electrical charge. The charged particles are then trapped into a negatively charged series of equally spaced parallel plates. The air, now cleaned of up to 95% of its impurities, is returned to the home.



- Easy to maintain; no replacement needed, simply wash the collection plates
- Traps and filters to reduce pollutants, such as dust, smoke, smog particles, mold spores and pet dander from the air passing through the heating and cooling systems
- Low pressure drop
- Optional charcoal pre-filter available for additional odor control
- Airflow sensor included; no interlock required
- Rugged cabinet construction

PART NO	MAX RATED AIR FLOW (CFM)	HOUSING OVERALL OD HEIGHT (IN)	HOUSING OVERALL OD DEPTH (IN)	HOUSING OVERALL OD WIDTH (IN)	INPUT VOLTAGE (V)	POWER CONNECT TYPE
PF8405207	1400	20-1/4	24-7/8	7-1/8	120	Cord connected
PF8405208	2000	24-1/4	24-7/8	7-1/8	120	Cord connected
PF8405209	1400	24-1/4	21-3/8	7-1/8	120	Cord connected

UV DEVICES

Ultraviolet (UV) energy producing devices are extremely effective as germicidal devices to control microbial pollutants, including mold spores and bacteria. The UV-C wavelength physically breaks down and destroys cell walls of organisms exposed to the energy. Common applications for UV-C systems include protection against microbial growth on indoor evaporator coils, as well as control of airborne microbial pollutants passing through the ductwork.

CAUTION: UV energy can pose a risk of eye and skin damage. Installers should minimize the risk of UV exposure to equipment owners and service personnel by such methods as safety interlocks and appropriate placement of UV producing devices within the HVAC system.

ADPL136 UV Device (Coil or Air Treatment)



- Sealed unit prevents accidental installer/homeowner contact with high voltage and ultraviolet rays
- Safety interlock prevents lamp from lighting unless base is correctly mounted on duct
- Viewport allows safe viewing of UV lamp operation
- No ozone production
- 5-year limited warranty on fixture and ballast; 1-year limited warranty on lamp

PART NO	TYPICAL APPLICATION	MOUNTING LOCATION	MOUNTING TYPE	BASE SIZE WxDxH (IN)	INSERTION DEPTH (IN)	VOLTAGE (V)	ELECTRICAL CONNECT	BULB WATTAGE (W)	NO OF BULBS	REPLACE BULB
ADPL136	Coil Surface/ Air Treatment	Coil/Return	External	5-1/2 x 7-3/4 x 3	16-1/2	120	Cord connected	36	1	864026

ADPL236 UV Device (Coil or Air Treatment)



- Sealed unit prevents accidental installer/homeowner contact with high voltage and ultraviolet rays
- Safety interlock prevents lamp from lighting unless base is correctly mounted on duct
- Viewport allows safe viewing of UV lamp operation
- No ozone production
- 5-year limited warranty on fixture and ballast; 1-year limited warranty on lamp

PART NO	TYPICAL APPLICATION	MOUNTING LOCATION	MOUNTING TYPE	BASE SIZE WxDxH (IN)	INSERTION DEPTH (IN)	VOLTAGE (V)	ELECTRICAL CONNECT	BULB WATTAGE (W)	NO OF BULBS	REPLACE BULB
ADPL236	Coil Surface/ Air Treatment	Coil/Return	External	14-5/8 x 7-1/4 x 3	16-1/2	120	Cord connected	36	2	864026



UV DEVICES



PCOGRID for Lumalier ADPL Series



Optional PCO grid for ADPL136 (1 required) and ADPL236 (2 required) takes advantage of Photo-catalytic oxidation (PCO) process to effectively destroys volatile organic compounds (VOCs) that create unpleasant odors including paints, cleaning supplies, cooking smells and other gases.

PART NO	DESCRIPTION
PCOGRID	TiO2 PCO Grid for ADPL Series

WHOLE HOUSE HUMIDIFIERS

Recommended indoor humidity is between 30% & 50% – more or less can increase the likelihood of bacteria, virus, fungus and mites. Air that is too dry can act like a giant sponge, soaking moisture up from everything that it touches in the home – woodwork, wood floors and furnishings – not to mention symptoms of dry skin, chapped lips, dry nasal passages and static electricity. Advantages of humidification include:

- Adding humidification will reduce energy costs – occupants are more comfortable at lower thermostat settings
- Reduces static electricity and contributes to the well-being of pets and indoor plants
- Protects wooden floors, cabinets and furnishings
- Automatic water supply – whole-house humidifiers are connected directly to the water supply and do not require manual refilling.

Approximate sizing guide:

HOME SIZE (SQ FT)	TIGHT HOUSE (GPD)	AVERAGE HOUSE (GPD)	LOOSE HOUSE (GPD)
1500	3.0	10.0	16.5
2000	5.0	14.0	24.0
2500	7.5	19.0	30.5
3000	10.0	23.5	37.5
4000	14.5	33.0	51.5

Calculations based on the following assumptions:

- Indoor temperature of 70°F and 35% relative humidity
- Outdoor temperature of 20°F and 70% relative humidity
- 8 foot ceiling height
- Internal moisture gain of 1 lb per hour
- Furnace on-time of 70%
- Construction types:

Tight House – well insulated with vapor barriers, tight storm doors and windows;

dampened fireplace; air change rate of 0.50 changes per hour

Average House – insulated with a dampened fireplace; no vapor barriers; loose storm doors and windows; Air change rate of 1.0 changes per hour

Loose House – constructed before 1930; little or no insulation; no storm doors or windows, no weather stripping or vapor barriers; no dampening of fireplaces; air change rate as high as 1.5 changes per hour



Humidifiers – Flow-Through Bypass



Flow-Through humidification directs the airflow from the ductwork to pass through a moisture filled pad, so the air stream picks up moisture evenly and distributes it throughout the home.

- Models with water saving controls self adjust to compensate for variations in temperature, airflow and water pressure; providing maximum performs wand water savings regardless of system conditions; water savings controls also feature a relay that can power the HVAC system blower for independent operation
- Includes self-piercing saddle valve, solenoid valve, and humidistat
- 5-year limited warranty

PART NO	HUMIDIFIER TYPE	DUCT MOUNTING LOCATION	UNIT DIM WxDxH (IN)	DUCT OPENING DIM WxH (IN)	INPUT VOLTAGE (V)	NOM CAP AT 100°F (GPD)	NOM CAP AT 120°F (GPD)	NOM CAP AT 140°F (GPD)	HUMIDISTAT CONTROLLER INCLUDED	REPLACE PAD
PF845409	Flow-Thru Bypass	Return or Supply	14-1/8 x 10 x 19	9-3/4 x 13	24	14.5	17.0	22.0	Manual	265470-001
PF845410	Flow-Thru Bypass	Return or Supply	14-1/8 x 10 x 19	9-3/4 x 13	24	14.5	17.0	22.0	Water Saver	265470-001



WHOLE HOUSE HUMIDIFIERS



Humidifiers – Power

Power humidification uses an integral fan to blow air directly over a moisture filled pad into the air stream. Ideal for heat pump applications.



- Models with water saving controls self adjust to compensate for variations in temperature, airflow and water pressure; providing maximum performs wand water savings regardless of system conditions; Water savings controls also feature a relay that can power the HVAC system blower for independent operation
- Includes self-piercing saddle valve, solenoid valve, and humidistat
- 5-year limited warranty

PART NO	HUMIDIFIER TYPE	DUCT MOUNTING LOCATION	UNIT DIM WxDxH (IN)	DUCT OPENING DIM WxH (IN)	INPUT VOLTAGE (V)	NOM CAP AT 100°F (GPD)	NOM CAP AT 120°F (GPD)	NOM CAP AT 140°F (GPD)	HUMIDISTAT CONTROLLER INCLUDED	REPLACE PAD
PF845411	Powered Evaporative	Supply	11-5/8 x 10-1/8 x 18-1/8	13-1/8 x 14-1/4	120	10.0	16.5	20.0	Manual	265470-001
PF845412	Powered Evaporative	Supply	11-5/8 x 10-1/8 x 18-1/8	13-1/8 x 14-1/4	120	10.0	16.5	20.0	Water Saver	265470-001

HUMIDIFIER PADS



Humidifier Pads – Rectangular Honeycombed Mesh Type

PART NO	VENDOR	VENDOR PART NO	FILTER SHAPE	APPROX WIDTH (IN)	APPROX LENGTH (IN)	APPROX THICK (IN)	HUMIDIFIER CROSS REFERENCE	CASE QTY	CASE REQ
84-4EP	BestAir	40EP	Rectangular	8-1/2	9	1-5/8	Auto Flo: 40, 40S, 250	12	Yes
84-25055-02	Trion	251597-004	Rectangular	9	11	2	PROTECH 84-25054-02 Trion (Herrmidifier): 200	6	Yes
84-25055-01	Trion	251597-003	Rectangular	9	14	2	PROTECH: 84-25054-01, 84-25054-05 Trion (Herrmidifier) 100	6	Yes
HC22E1003	Honeywell	HC22E1003	Rectangular	9-1/2	10	1-1/2	Rheem/Ruud: RXIH-AB12A	10	Yes
84-A10	BestAir	A10PR	Rectangular	9-1/2	10	1-5/8	Aprilaire: 110, 220, 550, 550A, 558 Chippewa: 220; Lasko: 5000L, 5000EC, 6000 Honeywell: HE-220A, HE-220B, HE-225A, HE-225B Hamilton: 12-HF; Lennox: WB212	6	Yes
84-G13	BestAir	G13PR	Rectangular	9-1/2	11-3/4	1-1/2	General: 709, 990, 1040, 1042, 1137 Hamilton: 10HF; Williamson Power: 500	6	Yes
HC26E1004	Honeywell	HC26E1004	Rectangular	10	13	1-1/2	Rheem/Ruud: RXIH-AB17A	10	Yes
84-A35	BestAir	A35PR	Rectangular	10	13	1-5/8	Aprilaire: 350, 360, 560, 560A, 568, 600, 700, 760, 760A, 768; Honeywell: HE-260A, HE-260B, HE-265A, HE-265B, HE-360A, HE-360B, HE-365A, HE-365B, ME-360	6	Yes
84-A12	BestAir	A12PR	Rectangular	11-3/8	14-3/4	1-5/8	Aprilaire: 112, 136, 224, 440, 445, 445A, 448; Chippewa: 224, 225, 226; Walton: 600, 620, 660	12	Yes
84-G20	BestAir	G20PR	Rectangular	11-3/4	14-1/4	1-1/2	General: 1099	12	Yes



Humidifier Pads – Foam Type for Drum (Split)

PART NO	VENDOR	VENDOR PART NO	FILTER SHAPE	APPROX WIDTH (IN)	APPROX INSIDE DIA (IN)	APPROX OUTSIDE CIRCUM (IN)	APPROX MATERIAL THICK (IN)	HUMIDIFIER CROSS REFERENCE	CASE QTY	CASE REQ
1412	Trion	1412	Cylindrical - Split	8	4-1/16	19	1	Trion (Herrmidifier): 447-1, 447C-1	—	—
1220	Trion	1220	Cylindrical - Split	8-5/8	5-7/8	24-3/4	1	Trion (Herrmidifier): 465-1, 465C-1, 470	—	—



Humidifier Pads – Foam Type for Drum (Continuous)

PART NO	VENDOR	VENDOR PART NO	FILTER SHAPE	APPROX INSIDE MJ DIA (IN)	APPROX INSIDE MN DIA (IN)	APPROX HEIGHT (IN)	APPROX MATERIAL THICK (IN)	HUMIDIFIER CROSS REFERENCE	CASE QTY	CASE REQ
84-25055-03	Trion	2024	Truncated Cone Split	9	5	7-7/32	1	PROTECH 84-25054-03 Trion (Herrmidifier): 2000	4	Yes



HUMIDIFIER PADS



Humidifier Pads – Foam Type for Drum (Continuous)

PART NO	VENDOR	VENDOR PART NO	FILTER SHAPE	APPROX WIDTH (IN)	APPROX INSIDE DIA (IN)	APPROX OUTSIDE CIRCUM (IN)	APPROX MATERIAL THICK (IN)	HUMIDIFIER CROSS REFERENCE	CASE QTY	CASE REQ
84-A20	BestAir	200EP	Cylindrical Continuous	4-1/2	6-15/16	26-1/2	3/4	Auto Flo: 2500, 200P Peerless Aire: 31002	6	Yes
84-A40	BestAir	450EP	Cylindrical Continuous	5	3-19/32	16	3/4	Auto Flo: 400BP, 450, 1400 Peerless Aire: 31001	6	Yes
84-HM1	BestAir	HM1PR	Cylindrical Continuous	7	4-13/16	19	5/8	Ward: 500; Hamilton: 2D Wait: 2000 S.F.; Skuttle: 45; General: 65	12	Yes
84-HM2	BestAir	HM2PR	Cylindrical Continuous	8	6-1/16	24-1/2	7/8	Ward: 24, 700; Wait: 900 Hamilton: 4D, 200D, 400D, 800D Air King: 300, 400, 410; Lobb: WA1, WA2, AD-1 Lasko: 400L, 900L; General: 67, 81 Super: 700; Humidimatic: 98, 310, 4000 Skuttle: 90, 90-S, 190, 109, H100-S Homeline: 400; Honeywell: HE120A1010	12	Yes
84-A97	BestAir	97EP	Cylindrical Continuous	9	6-5/16	24-1/2	3/4	Auto Flo: 97	6	Yes

WHOLE-HOUSE DEHUMIDIFIERS



In any season, excess humidity in the home can make for an uncomfortable indoor environment. Dampness, stickiness, and odors are just a few of the many symptoms associated with air that has too much moisture. The solution is a whole-house dehumidifier. Unlike portable units, a whole-house unit is installed in the home's central heating and cooling system, and works to eliminate excess moisture in all rooms.



- Includes MERV 11 media filter
- Compact and easy to install enclosure
- 5-year limited warranty

PART NO	CAPACITY (PINTS/DAY @80°F AND 60% RH)	UNIT DIM LxWxH (IN)	INLET DUCT SIZE DIA (IN)	OUTLET DUCT SIZE DIA (IN)	INPUT VOLTAGE (V)	INPUT CURRENT (A)	POWER CONNECTION TYPE
D75	74	23-1/4 x 13 x 13-3/4	8	8	120	6.7	Cord Connected
D95	95	25-1/2 x 14-1/4 x 15-1/4	10	10	120	10.8	Cord Connected

DYNAMIC CONSOLE ROOM UNITS



Extremely quiet and effective, Dynamic console air cleaners utilize the patented Dynamic Polarized Media Air Cleaner in an attractive cabinet for applications where a high efficiency air cleaner is needed in a confined space. Whether for a bedroom or a boardroom, the Dynamic console unit is engineered to do the job.



- Airflow capacity: 500 CFM
- Dimensions: 23-3/4 in. height x 11 in. width x 26 in. depth
- Electrical supply: 120V, cord connected
- Weight: 43 lbs

PART NO	DESCRIPTION
84-CT500	Console Unit - 500 CFM2377.52
54-CT500-R	Replacement Media (3 Pack)



DYNAMIC POLARIZED MEDIA AIR CLEANERS



As tiny sub-micron particles and volatile organic compounds (VOCs) pass through the central heating and cooling system, they become polarized by the electric field inside the air cleaner. Polarized particles become larger as they join together with other polarized particles and collect on the polarized media pad. The Dynamic Air Cleaner is a non-ionizing air cleaner that removes sub-micron particles that other filters miss, including bacteria, pollen, mold and fine dust. Excellent for removing tobacco smoke and residual odors.

- Very high multiple pass efficiency (95-99% for particles of 0.3 to 0.5 micron size); rises as the air cleaner loads (confirmed by independent laboratories)
- Equivalency to MERV 13 rating on more traditional media filters
- Air cleaners fit directly into existing filter racks or return air grilles
- 24V power supply; optional transformer 84-110V-24V plugs directly into a 120V outlet
- 6000VDC output voltage to polarized media
- No ozone production
- Low static resistance to airflow; maximum recommended face velocity: 500 FPM
- Disposable carbon-filled media pads only require a few minutes to change; requires replacement every three to four months
- Custom sizes available
- Toll-Free NATE certified Technical Support 800.578.7873
- 5-year limited warranty

PART NO	NOMINAL HEIGHT (IN)	NOMINAL LENGTH (IN)	THICKNESS (IN)	REPLACEMENT MEDIA
84-14X20-1	14	20	1	54-14X20-R
84-16X20-1	16	20	1	54-16X20-R
84-20X20-1	20	20	1	54-20X20-R
84-24X24-1	24	24	1	54-24X24-R
84-24X36-1	24	36	1	54-24X36-R

Replacement 24V Power Head



PART NO	DESCRIPTION
24VPWRPK	Replacement 24V Power Head for Dynamic Polarized Media Air Cleaners

FLITERLOCK – FILTER SLOT COVER



- Seals air filter slot
- Magnetically attaches to metal duct
- One-size-fits-all – For all standard air filters



PART NO	DESCRIPTION	CASE QTY	CASE REQ
540031	FilterLock – Filter Slot Cover	10	Yes



FILTER BASES



Filter Bases – Upflow with Hinged Door (ACD, ACG Series)

McDaniel Metals, Inc.

- Uses standard filter sizes
- Hinged door provides easy filter access
- Gasketed door ensures tight seal
- Fully insulated

PART NO	VENDOR PART NO	SERIES	HOUSING OVERALL OD WIDTH (IN)	HOUSING OVERALL OD LENGTH (IN)	HOUSING OVERALL OD HEIGHT (IN)	AIR OPENING INLET DIM WIDTH (IN)	AIR OPENING INLET DIM LENGTH (IN)	AIR OPENING OUTLET DIM WIDTH (IN)
54-1420-E3	1420-E3	ACE	15-3/8	22	3-3/4	12-7/8	19	12-7/8
54-1420-E6	1420-E6	ACE	15-3/8	22	5-3/4	12-7/8	19	12-7/8
54-1425-G3	1425-G3	ACG	15-3/8	28-1/2	3-3/4	12-7/8	26-1/2	12-7/8
54-1425-G6	1425-G6	ACG	15-3/8	28-1/2	5-3/4	12-7/8	26-1/2	12-7/8
54-1620-E3	1620-E3	ACE	17-3/8	22	3-3/4	14-7/8	19	14/7/8
54-1620-E6	1620-E6	ACE	17-3/8	22	5-3/4	14-7/8	19	14/7/8
54-1625-G3	1625-G3	ACG	17-3/8	28-1/2	3-3/4	14-7/8	26-1/2	14/7/8
54-1625-H6	1625-H6	ACG	17-3/8	28-1/2	5-3/4	14-7/8	26-1/2	14/7/8
54-1625-G6	1625-G6	ACG	17-3/8	28-1/2	5-3/4	14-7/8	26-1/2	14/7/8
54-2020-E3	2020-E3	ACE	21-3/8	22	3-3/4	17-1/4	19	17-1/4
54-2020-E6	2020-E6	ACE	21-3/8	22	5-3/4	18-7/8	19	18-7/8
54-2025-E6N	2025-E6N	ACE	21-3/8	25	5-3/4	18-3/4	23	18-3/4
54-2025-G3	2025-G3	ACG	21-3/8	28-1/2	3-3/4	18-7/8	26-1/2	18-7/8
54-2025-G6	2025-G6	ACG	21-3/8	28-1/2	5-3/4	18-7/8	26-1/2	18-7/8
54-2424-G3	2424-G3	ACG	25-3/8	28-1/2	3-3/4	22-7/8	26-1/2	22-7/8
54-2424-G6	2424-G6	ACG	25-3/8	28-1/2	5-3/4	22-7/8	26-1/2	22-7/8
54-2025-E3	2025-E3	ACE	26-3/8	22	3-3/4	19	23-7/8	23/7/8
54-2025-E6	2025-E6	ACE	26-3/8	22	5-3/4	19	23-7/8	23-7/8



Filter Bases – Downflow with Flip Latch Door (CF Series)

McDaniel Metals, Inc.

- Uses standard filter sizes
- Easy filter access
- Filter access without vent pipe interference
- Filters angled to maximize surface area
- Embossed heavy gauge steel construction
- Fully insulated

PART NO	VENDOR PART NO	SERIES	HOUSING OVERALL OD WIDTH (IN)	HOUSING OVERALL OD LENGTH (IN)	HOUSING OVERALL OD HEIGHT (IN)	AIR OPENING INLET DIM WIDTH (IN)	AIR OPENING INLET DIM LENGTH (IN)	AIR OPENING OUTLET DIM WIDTH (IN)
54-1020-CF1	1020-CF1	CF	15-3/4	21-3/8	12	12-5/8	20-1/8	13-3/4
54-1020-CF2	1020-CF2	CF	18-3/4	21-3/8	12	16-1/8	20-1/8	16-3/4
54-1020-CF3	1020-CF3	CF	23-1/4	21-3/8	12	20	20-1/8	21-1/4
54-1020-CF4	1020-CF4	CF	27-3/4	21-3/8	12	23-3/8	20-1/8	25-3/4



Filter Bases – Horizontal with Hinged Door (HR, HRB Series)

McDaniel Metals, Inc.

- Uses standard filter sizes
- Horizontal or side return applications
- Fully insulated
- HR models include duct flange
- HRB models blocked on both sides

PART NO	VENDOR PART NO	SERIES	HOUSING OVERALL OD WIDTH (IN)	HOUSING OVERALL OD LENGTH (IN)	HOUSING OVERALL OD HEIGHT (IN)	AIR OPENING INLET DIM WIDTH (IN)	AIR OPENING INLET DIM LENGTH (IN)	AIR OPENING OUTLET DIM WIDTH (IN)
54-2025-HR25	2025-HR25	HR	6-5/8	20-1/2	25	19-3/4	19	Solid - Cut in Field
54-2025-HRB25	2025-HRB25	HRB	6-5/8	20-1/2	25	Solid - Cut in Field	Solid - Cut in Field	Solid - Cut in Field
54-2025-HRB20	2025-HRB20	HRB	6-5/8	25-1/2	20	Solid - Cut in Field	Solid - Cut in Field	Solid - Cut in Field
54-2025-HR20	2025-HR20	HR	6-5/8	25-1/2	20	19-3/4	19	Solid - Cut in Field

AIR OPENING OUTLET DIM LENGTH (IN)	NO OF FILTERS PER UNIT	REPLACEMENT MEDIA DIM NOMINAL (IN)	REPLACEMENT MEDIA DIM ACTUAL (IN)	REPLACEMENT MEDIA THICK (IN)	INSULATION	TYPICAL APPLICATION	DUCT CONFIG	DOOR TYPE	DOOR OPENING ON
19	1	14 x 20	13-15/16 x 19-15/16	1 or 2	Yes	Upflow - Electric	Through	Hinged	15-3/8 Side
19	1	14 x 20	13-15/16 x 19-15/16	1,2 or 4	Yes	Upflow - Electric	Through	Hinged	15-3/8 Side
26-1/2	1	14 x 25	13-15/16 x 24-15/16	1 or 2	Yes	Upflow - Gas	Through	Hinged	15-3/8 Side
26-1/2	1	14 x 25	13-15/16 x 24-15/16	1,2 or 4	Yes	Upflow - Gas	Through	Hinged	15-3/8 Side
19	1	16 x 20	15-7/8 x 19-11/16	1 or 2	Yes	Upflow - Electric	Through	Hinged	17-3/8 Side
19	1	16 x 20	15-7/8 x 19-11/16	1,2 or 4	Yes	Upflow - Electric	Through	Hinged	17-3/8 Side
26-1/2	1	16 x 25	15-7/8 x 24-7/8	1 or 2	Yes	Upflow - Gas	Through	Hinged	17-3/8 Side
26-1/2	1	16 x 25 Honeywell F100	15-7/8 x 24-7/8 Honeywell F100	1,2 or 4	Yes	Upflow - Gas	Through	Hinged	17-3/8 Side
26-1/2	1	16 x 25	15-7/8 x 24-7/8	1,2 or 4	Yes	Upflow - Gas	Through	Hinged	17-3/8 Side
19	1	20 x 20	19-9/16 x 19-9/16	1 or 2	Yes	Upflow - Electric	Through	Hinged	21-3/8 Side
19	1	20 x 20	19-9/16 x 19-9/16	1,2 or 4	Yes	Upflow - Electric	Through	Hinged	21-3/8 Side
23	1	20 x 25	19-3/4 x 24-1/2	1,2 or 4	Yes	Upflow - Electric	Through	Hinged	21-3/8 Side
26-1/2	1	20 x 25	19-3/4 x 24-1/2	1 or 2	Yes	Upflow - Gas	Through	Hinged	21-3/8 Side
26-1/2	1	20 x 25	19-3/4 x 24-1/2	1,2 or 4	Yes	Upflow - Gas	Through	Hinged	21-3/8 Side
26-1/2	1	24 x 24	23-5/8 x 23-5/8	1 or 2	Yes	Upflow - Gas	Through	Hinged	25-3/8 Side
26-1/2	1	24 x 24	23-5/8 x 23-5/8	1,2 or 4	Yes	Upflow - Gas	Through	Hinged	25-3/8 Side
19	1	20 x 25	19-3/4 x 24-1/2	1 or 2	Yes	Upflow - Electric	Through	Hinged	26-3/8 Side
19	1	20 x 25	19-3/4 x 24-1/2	1,2 or 4	Yes	Upflow - Electric	Through	Hinged	26-3/8 Side

AIR OPENING OUTLET DIM LENGTH (IN)	NO OF FILTERS PER UNIT	REPLACEMENT MEDIA DIM NOMINAL (IN)	REPLACEMENT MEDIA DIM ACTUAL (IN)	REPLACEMENT MEDIA THICK (IN)	INSULATION	TYPICAL APPLICATION	DUCT CONFIG	DOOR TYPE	DOOR OPENING ON
19-7/8	2	10 x 20	9-7/8 x 19-7/8	1	Yes	Downflow - Gas	Through	Flip Latch	15-3/4 Side
19-7/8	3	10 x 20	9-7/8 x 19-7/8	1	Yes	Downflow - Gas	Through	Flip Latch	18-3/4 Side
19-7/8	3	10 x 20	9-7/8 x 19-7/8	1	Yes	Downflow - Gas	Through	Flip Latch	23-1/4 Side
19-7/8	4	10 x 20	9-7/8 x 19-7/8	1	Yes	Downflow - Gas	Through	Flip Latch	27-3/4 Side

AIR OPENING OUTLET DIM LENGTH (IN)	NO OF FILTERS PER UNIT	REPLACEMENT MEDIA DIM NOMINAL (IN)	REPLACEMENT MEDIA DIM ACTUAL (IN)	REPLACEMENT MEDIA THICK (IN)	INSULATION	TYPICAL APPLICATION	DUCT CONFIG	DOOR TYPE	DOOR OPENING ON
Solid - Cut in Field	1	20 x 25	19-3/4 x 24-1/2	1,2, or 4	Yes	Horizontal	Through	Hinged	25 Side
Solid - Cut in Field	1	20 x 25	19-3/4 x 24-1/2	1,2 or 4	Yes	Horizontal - Blank	Through	Hinged	25 Side
Solid - Cut in Field	1	20 x 25	19-3/4 x 24-1/2	1,2 or 4	Yes	Horizontal - Blank	Through	Hinged	20 Side
Solid - Cut in Field	1	20 x 25	19-3/4 x 24-1/2	1,2, or 4	Yes	Horizontal	Through	Hinged	20 Side



FILTER BASES

Filter Bases – Upflow (Labor Saver - LS Series)

McDaniel Metals, Inc.



- Adjustable rack for 1 in., 2 in. or 4 in. filters
- Uses standard filter sizes
- Easy hardware-free dual-sized filter access
- Fully insulated with 1 in. insulation
- Filters angled to maximize surface area
- Embossed heavy gauge steel construction
- Elevated boxes raises furnace to plenum for efficient installation

PART NO	VENDOR PART NO	SERIES	HOUSING OVERALL OD WIDTH (IN)	HOUSING OVERALL OD LENGTH (IN)	HOUSING OVERALL OD HEIGHT (IN)	AIR OPENING INLET DIM WIDTH (IN)	AIR OPENING INLET DIM LENGTH (IN)	AIR OPENING OUTLET DIM WIDTH (IN)
54-2232-LS	2232-LS	LS	32	22-1/2	14	9-1/2	20-1/2	14-1/2
54-2832-LS	2832-LS	LS	32	28-1/2	14	8	24	13-1/2
54-2240-LS	2240-LS	LS	40	22-1/2	14	12	20-1/2	20
54-2840-LS	2840-LS	LS	40	28-1/2	14	10	24	19

Upflow Plenums (UFFPE, UFFPG Series)

McDaniel Metals, Inc.



- Adjustable rack for 1 in., 2 in. and 4 in. filters
- Uses standard filter sizes
- Hinged door for easy filter access
- Return access on sides and rear
- No need for construction platform
- Gasketed door for tight seal
- 24 gauge steel construction

PART NO	VENDOR PART NO	SERIES	HOUSING OVERALL OD WIDTH (IN)	HOUSING OVERALL OD LENGTH (IN)	HOUSING OVERALL OD HEIGHT (IN)	AIR OPENING INLET DIM WIDTH (IN)	AIR OPENING INLET DIM LENGTH (IN)	AIR OPENING OUTLET DIM WIDTH (IN)
UFFPE14	UFFPE14	UFFPE	15-1/2	22	18	Solid - Cut in Field	Solid - Cut in Field	13
UFFPG14	UFFPG14	UFFPG	15-1/2	29	18	Solid - Cut in Field	Solid - Cut in Field	13
UFFPE17	UFFPE17	UFFPE	17-1/2	22	18	Solid - Cut in Field	Solid - Cut in Field	15
UFFPG17	UFFPG17	UFFPG	17-1/2	29	18	Solid - Cut in Field	Solid - Cut in Field	15
UFFPE21	UFFPE21	UFFPE	21-1/2	22	18	Solid - Cut in Field	Solid - Cut in Field	19
UFFPG21	UFFPG21	UFFPG	21-1/2	29	18	Solid - Cut in Field	Solid - Cut in Field	19
UFFPG25	UFFPG25	UFFPG	25-1/2	29	18	Solid - Cut in Field	Solid - Cut in Field	23
UFFPE24	UFFPE24	UFFPE	26-1/2	22	18	Solid - Cut in Field	Solid - Cut in Field	24

AIR OPENING OUTLET DIM LENGTH (IN)	NO OF FILTERS PER UNIT	REPLACEMENT MEDIA DIM NOMINAL (IN)	REPLACEMENT MEDIA DIM ACTUAL (IN)	REPLACEMENT MEDIA THICK (IN)	INSULATION	TYPICAL APPLICATION	DUCT CONFIG	DOOR TYPE	DOOR OPENING ON
20-1/2	1	20 x 20	19-9/16 x 19-9/16	1,2, or 4	Yes	Upflow Gas/Electric (Labor Saver)	180° Angle	Lift-Out	32 Side
26-1/2	1	20 x 25	19-3/4 x 24-1/2	1,2, or 4	Yes	Upflow Gas/Electric (Labor Saver)	180° Angle	Lift-Out	32 Side
20-1/2	1	20 x 25	19-3/4 x 24-1/2	1,2, or 4	Yes	Upflow Gas/Electric (Labor Saver)	180° Angle	Lift-Out	40 Side
26-1/2	1	24 x 24	23-5/8 x 23-5/8	1,2, or 4	Yes	Upflow Gas/Electric (Labor Saver)	180° Angle	Lift-Out	40 Side

AIR OPENING OUTLET DIM LENGTH (IN)	NO OF FILTERS PER UNIT	REPLACEMENT MEDIA DIM NOMINAL (IN)	REPLACEMENT MEDIA DIM ACTUAL (IN)	REPLACEMENT MEDIA THICK (IN)	INSULATION	TYPICAL APPLICATION	DUCT CONFIG	DOOR TYPE	DOOR OPENING ON
19	1	14 x 20	13-15/16 x 19-15/16	1,2 or 4	No	Upflow - Electric	Through	Hinged	15-1/2 Side
26	1	14 x 25	13-15/16 x 24-15/16	1,2 or 4	No	Upflow - Gas	Through	Hinged	15-1/2 Side
19	1	16 x 20	15-7/8 x 19-11/16	1,2 or 4	No	Upflow - Electric	Through	Hinged	17-1/2 Side
26	1	16 x 25	15-7/8 x 24-7/8	1,2 or 4	No	Upflow - Gas	Through	Hinged	17-1/2 Side
19	1	20 x 20	19-9/16 x 19-9/16	1,2 or 4	No	Upflow - Electric	Through	Hinged	21-1/2 Side
26	1	20 x 25	19-3/4 x 24-1/2	1,2 or 4	No	Upflow - Gas	Through	Hinged	21-1/2 Side
26	1	24 x 24	23-5/8 x 23-5/8	1,2 or 4	No	Upflow - Gas	Through	Hinged	25-1/2 Side
19	1	25 x 20	24-1/2 x 19-3/4	1,2 or 4	No	Upflow - Electric	Through	Hinged	26-1/2 Side



MOTORS

Indoor Blower Motors
Outdoor Condenser Motors
ECM/X-13 Motor Testers & Accessories
Motor Mounting



INDOOR BLOWER MOTORS



US Motors Wholesale Indoor Blower Motors (120V)

PART NO	HP	HIGH SPEED (RPM)	NO OF SPEEDS	INPUT VOLTAGE	NO OF PHASES	FREQ (Hz)	ROTATION DIRECTION (OSE)	RUN CAPACITOR (uF/V)	FLA AT 120V (A)
1863	1/4	1075	3	120	1	60	Reversible	5/370	3.90
1864	1/3	1075	3	120	1	60	Reversible	7.5/370, 5/370	5
1865	1/2	1075	3	120	1	60	Reversible	10/370	7.40
8904	3/4	1075	3	120	1	60	Reversible	15/370	9.10



US Motors RESCUE Indoor Blower Motors (120V)

You may not know what kind of motor you will need when you get to the job, but with the RESCUE motors on hand, you know you'll have one that will work.

- Replaces a range of different horsepower ratings and applications
- 36 inch leads

PART NO	HP	HIGH SPEED (RPM)	NO OF SPEEDS	INPUT VOLTAGE	NO OF PHASES	FREQ (Hz)	ROTATION DIRECTION (OSE)	RUN CAPACITOR (uF/V)	FLA AT 120V (A)
5460	1/6 - 1/2	1075	4	120	1	60	Reversible	10/370	7.30
5470	1/5 - 3/4	1075	4	120	1	60	Reversible	20/370	8.10



US Motors Wholesale Indoor Blower Motors (208/230V)

PART NO	HP	HIGH SPEED (RPM)	NO OF SPEEDS	INPUT VOLTAGE	NO OF PHASES	FREQ (Hz)	ROTATION DIRECTION (OSE)	RUN CAPACITOR (uF/V)	FLA AT 230V (A)
1971	1/4	1075	3	208,230	1	60	Reversible	5/370, 10/370	1.80
1972	1/3	1075	3	208,230	1	60	Reversible	5/370	2.40
1973	1/2	1075	3	208,230	1	60	Reversible	7.5/370	3.30
8905	3/4	1075	3	208,230	1	60	Reversible	10/370	4.60



U.S. Motors RESCUE Indoor Blower Motors (208/230V)

You may not know what kind of motor you will need when you get to the job, but with the RESCUE motors on hand, you know you'll have one that will work.

- Replaces a range of different horsepower ratings and applications
- 36 inch leads

PART NO	HP	HIGH SPEED (RPM)	NO OF SPEEDS	INPUT VOLTAGE	NO OF PHASES	FREQ (Hz)	ROTATION DIRECTION (OSE)	RUN CAPACITOR (uF/V)	FLA AT 230V (A)
5461	1/6 - 1/2	1075	4	208,230	1	60	Reversible	10/370	3.60
5471	1/5 - 3/4	1075	4	208,230	1	60	Reversible	20/370	4.20



U.S. Motors Indoor Blower Motors - Platform Mount (Single Phase)

PART NO	HP	HIGH SPEED (RPM)	NO OF SPEEDS	INPUT VOLTAGE	NO OF PHASES	FREQ (Hz)	ROTATION DIRECTION (OSE)	RUN CAPACITOR (uF/V)	FLA AT 120V (A)
8100	1/3	1725	1	120	1	60	Reversible	N/A	6.4
8200	1/2	1725	1	120	1	60	Reversible	N/A	8.7
1893	3/4	1725	1	120,208,230	1	60	Reversible	N/A	11.4
430	3/4	3450	1	120,208,230	1	60	Reversible	N/A	9.2

SHAFT DIA (IN)	MOTOR BODY DIA (IN)	OVERALL SHAFT LENGTH (IN)	MOTOR BODY LENGTH (IN)	OVERALL MOTOR LENGTH (IN)	MOUNTING	BEARING TYPE	APPLICATION	DRIVE TYPE
1/2	5-5/8	5	4-7/8	10-3/8	Resilient Ring,Shell-band,Thru-bolt	Sleeve	Blower	Direct Drive
1/2	5-5/8	5	5-1/8	10-11/16	Resilient Ring,Shell-band,Thru-bolt	Sleeve	Blower	Direct Drive
1/2	5-5/8	4	6	10-3/8	Resilient Ring,Shell-band,Thru-bolt	Sleeve	Blower	Direct Drive
1/2	5-5/8	4	5-31/32	10-13/32	Resilient Ring,Shell-band,Thru-bolt	Sleeve	Blower	Direct Drive

SHAFT DIA (IN)	MOTOR BODY DIA (IN)	OVERALL SHAFT LENGTH (IN)	MOTOR BODY LENGTH (IN)	OVERALL MOTOR LENGTH (IN)	MOUNTING	BEARING TYPE	APPLICATION	DRIVE TYPE
1/2	5-5/8	5	4-3/4	9-3/4	Resilient Ring,Shell-band,Thru-bolt	Sleeve	Blower	Direct Drive
1/2	5-5/8	5	6-1/8	11-5/8	Resilient Ring,Shell-band,Thru-bolt	Ball	Blower	Direct Drive

SHAFT DIA (IN)	MOTOR BODY DIA (IN)	OVERALL SHAFT LENGTH (IN)	MOTOR BODY LENGTH (IN)	OVERALL MOTOR LENGTH (IN)	MOUNTING	BEARING TYPE	APPLICATION	DRIVE TYPE
1/2	5-5/8	5	4-7/8	10-3/8	Resilient Ring,Shell-band,Thru-bolt	Sleeve	Blower	Direct Drive
1/2	5-5/8	5	4-7/8	10-3/8	Resilient Ring,Shell-band,Thru-bolt	Sleeve	Blower	Direct Drive
1/2	5-5/8	5	5-7/8	11-3/8	Resilient Ring,Shell-band,Thru-bolt	Sleeve	Blower	Direct Drive
1/2	5-5/8	4	5-31/32	10-13/32	Resilient Ring,Shell-band,Thru-bolt	Sleeve	Blower	Direct Drive

SHAFT DIA (IN)	MOTOR BODY DIA (IN)	OVERALL SHAFT LENGTH (IN)	MOTOR BODY LENGTH (IN)	OVERALL MOTOR LENGTH (IN)	MOUNTING	BEARING TYPE	APPLICATION	DRIVE TYPE
1/2	5-5/8	5	4-3/4	9-3/4	Resilient Ring,Shell-band,Thru-bolt	Sleeve	Blower	Direct Drive
1/2	5-5/8	5	6-1/8	11-5/8	Resilient Ring,Shell-band,Thru-bolt	Ball	Blower	Direct Drive

FLA AT 230 (V)	MOTOR SHAFT DIA (IN)	OVERALL BODY DIA (IN)	MOTOR SHAFT LENGTH (IN)	OVERALL BODY LENGTH (IN)	MOTOR LENGTH (IN)	MOUNTING	BEARING TYPE	APPLICATION	DRIVE TYPE
—	1/2	5-5/8	1-1/2	8-1/8	9-3/8	Platform	Sleeve	Blower	Belt Drive
—	1/2	5-5/8	1-1/2	8-1/2	10	Platform	Sleeve	Blower	Belt Drive
5.7	5/8	6-1/2	1-7/8	8-7/8	10-3/4	Platform	Ball	Blower	Belt Drive
4.6	1/2	5-5/8	1-1/2	8-7/8	10-3/8	Platform	Sleeve	Blower	Belt Drive



INDOOR BLOWER MOTORS



Genteq Evergreen Indoor Blower Motors (120/208/230V)



The Evergreen is the world's first retrofit ECM blower motor. Contractors can now replace a PSC motor with the Evergreen and give consumers the comfort, efficiency and better airflow control of ECM, in an easy-to-install replacement motor. Note, the Evergreen is not designed to be a generic replacement for a failed ECM, but rather as a substitute for a PSC in an existing HVAC system.

- Time Saver: The Evergreen is suitable for a wide variety of aftermarket applications, and can be retrofit for many 48 frame indoor blower motors
 - Multi-voltage: suitable for 120V, 208V and 230V applications
 - 1/2 horsepower Evergreen replaces 6-Pole PSC motors from 1/5 to 1/2 horsepower
 - 1 horsepower Evergreen replaces 6-Pole PSC motors from 1/2 to 1 horsepower
- IAQ Compatible: The Evergreen will work well with IAQ products, such as high-efficiency air cleaners and HEPA filters with higher static pressure resistance
- Energy Saver: The Evergreen uses up to 25% fewer watts in operating mode and up to 74% fewer watts than a PSC motor in constant fan
- Other Features
 - Rotation Sensing Technology™ automatically configures motor to rotate in the correct direction
 - Four speed selections for heating and cooling
 - Low speed constant fan
 - Filtration/Zoning system enabler
 - 2-year limited warranty

PART NO	HP	HIGH SPEED (RPM)	NO OF SPEEDS	INPUT VOLTAGE	NO OF PHASES	FREQ (Hz)	ROTATION DIRECTION (OSE)	FLA AT 120V (A)
5SME39HXL110	1/2	1075	Variable	120,208,230	1	50,60	Reversible	4
5SME39SXL111	1	1075	Variable	120,208,230	1	50,60	Reversible	6.70

OUTDOOR CONDENSER MOTORS



US Motors Wholesale Condenser Motors (208/230V)



PART NO	HP	HIGH SPEED (RPM)	NO OF SPEEDS	INPUT VOLTAGE	NO OF PHASES	FREQ (Hz)	ROTATION DIRECTION (OSE)	RUN CAPACITOR (uF/V)	FLA AT 230V (A)
1872H	1/8	825	1	208,230	1	60	Reversible	5/370	0.78
1875H	1/3	825	1	208,230	1	60	Reversible	5/370	2.40
1870H	1/2	825	1	208,230	1	60	Reversible	10/370	3.30
1859	1/6	1075	1	208,230	1	60	Reversible	5/370	0.50
1860	1/4	1075	1	208,230	1	60	Reversible	5/370	1.70
3323	1/6 - 1/3	1075	1	208,230	1	60	Reversible	7.5/370	2
1861	1/3	1075	1	208,230	1	60	Reversible	7.5/370 (230V), 10/370 (208V)	2.10
1862	1/2	1075	1	208,230	1	60	Reversible	10/370	3
1868	3/4	1075	1	208,230	1	60	Reversible	10/370 (230V), 7.5/370 (208V)	4.50

U.S. Motors RESCUE Condenser Motors (208/230V)

You may not know what kind of motor you will need when you get to the job, but with the RESCUE motors on hand, you know you'll have one that will work.

- Replaces a range of different horsepower ratings and applications
- 48 inch leads, flat lead end for shaft down applications



PART NO	HP	HIGH SPEED (RPM)	NO OF SPEEDS	INPUT VOLTAGE	NO OF PHASES	FREQ (Hz)	ROTATION DIRECTION (OSE)	RUN CAPACITOR (uF/V)	FLA AT 230V (A)
5464	1/6 - 1/3	825	2	208,230	1	60	Reversible	10/370	1.90
5462	1/6 - 1/3	1075	2	208,230	1	60	Reversible	7.5/370	2.60
5465	1/5 - 1/2	1075	2	208,230	1	60	Reversible	12.5/370	3.50

SHAFT DIA (IN)	MOTOR BODY DIA (IN)	OVERALL SHAFT LENGTH (IN)	MOTOR BODY LENGTH (IN)	OVERALL MOTOR LENGTH (IN)	MOUNTING	BEARING TYPE	APPLICATION	DRIVE TYPE	CATALOG NO
1/2	5-5/8	4-29/32	6-11/32	11-1/4	Shell-band	Ball	Blower	Direct Drive	6005
1/2	5-5/8	4-29/32	7-27/32	10-3/4	Shell-band	Ball	Blower	Direct Drive	6010

SHAFT DIA (IN)	MOTOR BODY DIA (IN)	OVERALL SHAFT LENGTH (IN)	MOTOR BODY LENGTH (IN)	OVERALL MOTOR LENGTH (IN)	MOUNTING	BEARING TYPE	APPLICATION	DRIVE TYPE
1/2	5-5/8	6	4-1/16	10-19/32	Shell-band,Thru-bolt	Ball	Condenser	Direct Drive
1/2	5-5/8	6	5-1/16	11-19/32	Shell-band,Thru-bolt	Ball	Condenser	Direct Drive
1/2	5-5/8	6	5-13/16	12-3/8	Shell-band,Thru-bolt	Ball	Condenser	Direct Drive
1/2	5-5/8	5	3-13/16	9-3/8	Shell-band,Thru-bolt	Sleeve	Condenser	Direct Drive
1/2	5-5/8	5	4-1/8	9-5/8	Shell-band,Thru-bolt	Sleeve	Condenser	Direct Drive
1/2	5-5/8	6-7/8	4-5/16	11	Shell-band,Thru-bolt	Ball	Condenser	Direct Drive
1/2	5-5/8	5	4-5/8	10-1/8	Shell-band,Thru-bolt	Sleeve	Condenser	Direct Drive
1/2	5-5/8	6	5-5/16	11-7/8	Shell-band,Thru-bolt	Sleeve	Condenser	Direct Drive
1/2	5-5/8	5	5-13/16	10-5/16	Shell-band,Thru-bolt	Sleeve	Condenser	Direct Drive

SHAFT DIA (IN)	MOTOR BODY DIA (IN)	OVERALL SHAFT LENGTH (IN)	MOTOR BODY LENGTH (IN)	OVERALL MOTOR LENGTH (IN)	MOUNTING	BEARING TYPE	APPLICATION	DRIVE TYPE
1/2	5-5/8	5	5-1/4	10-1/4	Shell-band,Thru-bolt	Sleeve	Condenser	Direct Drive
1/2	5-5/8	5	4-5/8	9-5/8	Shell-band,Thru-bolt	Sleeve	Condenser	Direct Drive
1/2	5-5/8	5	5-1/4	10-1/4	Shell-band,Thru-bolt	Sleeve	Condenser	Direct Drive



OUTDOOR CONDENSER MOTORS



U.S. Motors Mojave 70C Condenser Motors (208/230V)

- Designed for 158°F (70°C) ambient / Class F insulation
- Special corrosion protection for longer life in humid environments
- 48 inch leads

PART NO	HP	HIGH SPEED (RPM)	NO OF SPEEDS	INPUT VOLTAGE	NO OF PHASES	FREQ (Hz)	ROTATION DIRECTION (OSE)	RUN CAPACITOR (uF/V)	FLA AT 230V (A)
1873H	1/6	825	1	208,230	1	60	Reversible	5/370	1.10
1859H	1/6	1075	1	208,230	1	60	Reversible	5/370	0.50
1860H	1/4	1075	1	208,230	1	60	Reversible	5/370	1.70
1861H	1/3	1075	1	208,230	1	60	Reversible	7.5/370	2.10
1862H	1/2	1075	1	208,230	1	60	Reversible	10/370	3.20
1868H	3/4	1075	1	208,230	1	60	Reversible	10/370	4.70



U.S. Motors Mojave 70C Rescue Condenser Motors (208/230V)

These motors combine the features of both the Emerson RESCUE and Mojave 70C motors into one series.

PART NO	HP	HIGH SPEED (RPM)	NO OF SPEEDS	INPUT VOLTAGE	NO OF PHASES	FREQ (Hz)	ROTATION DIRECTION (OSE)	RUN CAPACITOR (uF/V)	FLA AT 230V (A)
1874H	1/8 - 1/4	825	1	208,230	1	60	Reversible	5/370	2.10
5464H	1/6 - 1/3	825	2	208,230	1	60	Reversible	7.5/370	1.90
5462H	1/6 - 1/3	1075	2	208,230	1	60	Reversible	5/370	2.60
5465H	1/5 - 1/2	1075	2	208,230	1	60	Reversible	10/370 (230V), 12.5/370 (208V)	3.00



U.S. Motors Mojave 70C Condenser Motors (460V)

- Designed for 158°F (70°C) ambient / Class F insulation
- Special corrosion protection for longer life in humid environments
- 48 inch leads

PART NO	HP	HIGH SPEED (RPM)	NO OF SPEEDS	INPUT VOLTAGE	NO OF PHASES	FREQ (Hz)	ROTATION DIRECTION (OSE)	RUN CAPACITOR (uF/V)	FLA AT 230V (A)
3736H	1/4	1075	1	460	1	60	Reversible	7.5/370	0.80
3737H	1/3	1075	1	460	1	60	Reversible	7.5/370	1.30
3738H	1/2	1075	1	460	1	60	Reversible	10/370	1.50

ECM/X-13 MOTOR TESTERS & ACCESSORIES



TECMate Pro ECM Motor Tester



- The Genteq TECMate PRO service tool is a low cost, easy to use device that will analyze ECM motors independent of the HVAC system; it operates in the basic HVAC settings of fan-only, heating, cooling and de-humidification.
- Specially designed to detect and isolate motor failures from other HVAC system failures
- Suitable for use with Genteq (GE) ECM 2.0, 2.3, and 3.0 series motors
- Also includes a 16 to 4-pin connector, ECM Service Guide, and ThinkTank 3.0 service overview

PART NO	DESCRIPTION
PD510009	TECMate Pro ECM Motor Tester

SHAFT DIA (IN)	MOTOR BODY DIA (IN)	OVERALL SHAFT LENGTH (IN)	MOTOR BODY LENGTH (IN)	OVERALL MOTOR LENGTH (IN)	MOUNTING	BEARING TYPE	APPLICATION	DRIVE TYPE
1/2	5-5/8	6	4-1/8	10-5/8	Shell-band,Thru-bolt	Ball	Condenser	Direct Drive
1/2	5-5/8	5	3-13/16	9-3/8	Shell-band,Thru-bolt	Ball	Condenser	Direct Drive
1/2	5-5/8	5	4-1/8	10-5/8	Shell-band,Thru-bolt	Ball	Condenser	Direct Drive
1/2	5-5/8	5	4-5/8	11-1/8	Shell-band,Thru-bolt	Ball	Condenser	Direct Drive
1/2	5-5/8	6	5-1/4	11-7/8	Shell-band,Thru-bolt	Ball	Condenser	Direct Drive
1/2	5-5/8	5	5-7/8	12-3/8	Resilient Ring,Shell-band,Thru-bolt	Ball	Condenser	Direct Drive

SHAFT DIA (IN)	MOTOR BODY DIA (IN)	OVERALL SHAFT LENGTH (IN)	MOTOR BODY LENGTH (IN)	OVERALL MOTOR LENGTH (IN)	MOUNTING	BEARING TYPE	APPLICATION	DRIVE TYPE
1/2	5-5/8	6	4-1/4	10-7/8	Shell-band,Thru-bolt	Ball	Condenser	Direct Drive
1/2	5-5/8	5	5-1/4	10-1/4	Shell-band,Thru-bolt	Ball	Condenser	Direct Drive
1/2	5-5/8	5	4-5/8	9-5/8	Shell-band,Thru-bolt	Ball	Condenser	Direct Drive
1/2	5-5/8	5	5-5/8	10-1/4	Shell-band,Thru-bolt	Ball	Condenser	Direct Drive

SHAFT DIA (IN)	MOTOR BODY DIA (IN)	OVERALL SHAFT LENGTH (IN)	MOTOR BODY LENGTH (IN)	OVERALL MOTOR LENGTH (IN)	MOUNTING	BEARING TYPE	APPLICATION	DRIVE TYPE
1/2	5-5/8	6	4-9/16	11-1/16	Shell-band,Thru-bolt	Ball	Condenser	Direct Drive
1/2	5-5/8	6	5-5/16	11-27/32	Shell-band,Thru-bolt	Ball	Condenser	Direct Drive
1/2	5-5/8	6	5-1/2	12	Shell-band,Thru-bolt	Ball	Condenser	Direct Drive



ECM/X-13 MOTOR TESTERS & ACCESSORIES



Variable Speed Zebra ECM Motor Tester

The Variable Speed Zebra connects between the unit's circuit boards and the motor. It operates in-line with the system, in real time, testing both major sections (motor and control boards) simultaneously.

- Monitors and displays the signals going out of the circuit boards, and then either a) passes them along to the motor, or b) allows the operator to interrupt the signals and control all the functions of the motor directly
- Displays the CFM, RPM, and the control voltages being sent to the motor's electronics module
- Simple to operate; only 4 switches
- Rugged carrying case
- Includes manual and two DVDs (ECM Theory and ECM Troubleshooting)
- Suitable for use with Genteq (GE) ECM 2.0 and 2.3 series motors; also suitable for X-13 and ECM 142 series outdoor condensing motors with additional harnesses, sold separately
- One year limited manufacturer's warranty



PART NO	DESCRIPTION
VZ-7	Variable Speed Zebra – ECM Motor Tester
VZBUN	VZ-7 Variable Speed Zebra – ECM Motor Tester & VZH03 X-13 Motor Adapter



Wiring Harnesses for Variable Speed Zebra ECM Motor Tester

PART NO	DESCRIPTION
VZH03	X-13 Motor Adapter (For VZ-7 Tester)
VZH04	Rheem/Ruud Mod 90 Furnace (& Various Coleman/York) Adapter (For VZ-7 Tester)
VZH06	142 Series Outdoor ECM Condenser Motor Adapter (For VZ-7 Tester)



Extension Harness for VZ-7

Two 40 inch long 16-pin extension harnesses extend the reach of the VZ-7 diagnostic tool up to 80 inches; flat "ribbon" cables easily fit between access doors and unit cabinets, assuring accurate CFM and RPM readings and proper door interlock functions.

PART NO	DESCRIPTION
VZH05	Extension Harness – VZ-7



ECM and X-13 Motor Surge Protectors

Plug-in surge protectors help protect ECM, X13 and Evergreen motors from transient surges and lightning.

PART NO	DESCRIPTION
VZPRO	ECM Motor Surge Protector
X13PR	Motor Surge Protector (X-13 & Evergreen)



ECM Motor Power Checker

Simple to use –Just plug in line with the 5-pin power harness; the LEDs will indicate status including:

- Input power level
- Power filter/choke
- Wiring configuration

PART NO	DESCRIPTION
VPTST	ECM Motor Power Checker





ECM/X-13 MOTOR TESTERS & ACCESSORIES



ECM Motor Repair Kit

Kit includes repair components for ECM 2.3 modules that have been damaged by voltage problems and power surges; requires use of soldering iron and rosin-core solder.



PART NO	DESCRIPTION
VZREP	ECM Motor Repair Kit

SHAFT ADAPTER KIT



Shaft Adapter Kit – 1/2 Inch to 5/8 Inch

- Includes 1-3/8 in. long adapter collar to increase shaft diameter from 1/2 in. to 5/8 in.
- Includes 3/16 in. x 3/16 in. x 1-3/4 in. key

PART NO	DESCRIPTION
A224	Motor Shaft Adapter (1/2 in. to 5/8 in.)

MOTOR RAIN SHIELD CAPS



Rain Shield – 7 inch

- 7 inch diameter black polymer rain shield
- Fits condenser motors with 1/2 inch shaft diameter

PART NO	DESCRIPTION
56-17846-02	Motor Rain Shield Cap



Rain Shield – 3-1/2 inch

- 3-1/2 inch diameter black polymer rain shield
- Fits condenser motors with 1/2 inch shaft diameter

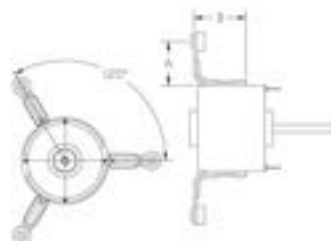
PART NO	DESCRIPTION
56-17070-01	Motor Rain Shield Cap

MOTOR MOUNTING



Blower Motor Belly Band Mounting Kit – Wire Type

PART NO	MOTOR FRAME SIZE (IN)	NOM MOTOR DIAMETER (IN)	BLOWER MOUNTING BOLT CIRCLE DIM (IN)	NUMBER OF ARMS	RADIAL ARM DISTANCE DIM A (IN)	ATTACHMENT ARM OVERALL LENGTH B (IN)
56-23001-09	48	5-5/8	10	3	2-3/16	3-5/16
56-23001-08	48	5-5/8	11	3	2-11/16	3-5/16



Motor Mounting Kit Dimensions



MOTOR MOUNTING



Condenser Motor Ring Mount Kit

- Fits 48 frame motors (5-5/8 in. diameter)
- Three mounting arms; adjustable for positioning around motor
- Mounting slots allow for a 7 in. to 8-3/16 in. bolt circle diameter
- Mounting arm slot width can accommodate up to 5/16 in. bolt sizes

PART NO	DESCRIPTION
56-23001-05	Condenser Motor Ring Mount Kit



Motor Case Studs

- Contains four 7 in. long x 8-32 threaded studs
- Includes twelve 8-32 nuts and washers

PART NO	DESCRIPTION
56-23001-03	Bolt Kit – Shell Stud



Resilient Rings Kit

- Allows for conversion of a thru-bolt motor to fit a resilient type mounting base
- Mounting brackets will fit popular thru-bolt patterns: 3.68 in. x 3.68 in. or 3.63 in. x 3.63 in. square patterns, and 3 in. x 4.25 in. rectangular patterns
- Rubber isolator rings are approximately 2-1/2 in. diameter
- Extra metal split rings and an assortment of thru-bolt nuts are provided for securing the mounting brackets

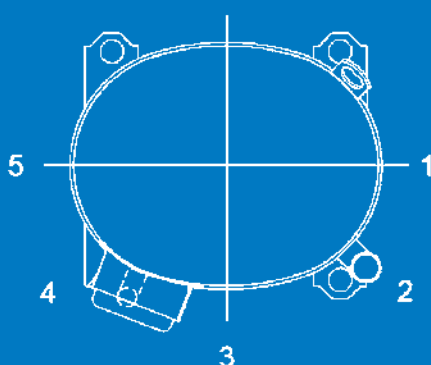
PART NO	DESCRIPTION
56-23001-07	Resilient Ring Kit



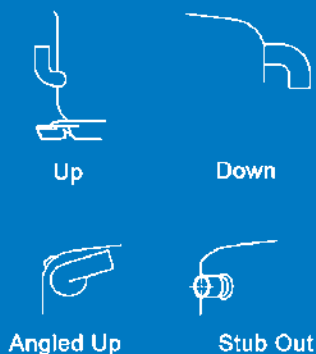
COMPRESSORS & ACCESSORIES

LINE LOCATIONS & CONNECTION TYPES

Line Locations



Connection Types



Reciprocating Compressors

Scroll Compressors

Start Kits

Compressor Sound Enclosures

Compressor Start Module

Compressor Terminal Lead Sets & Repair Kits



RECIPROCATING COMPRESSORS



Bristol Reciprocating Compressors (R-22 – Single Phase)



PART NO	VENDOR PART NO	VENDOR BOM	CAPACITY (BTU/HR)	TYPE	REFRIG	V-P-H	RUN CAPACITOR (uF/V)	START CAPACITOR (uF/V)	RATED LOAD CUR (A)	MAX CONTINUOUS CUR (A)	LOCKED ROTOR CUR (A)
55-25200-35S	H22J13BABCA	770024-2020-01	13652	Reciprocating	R-22	208,230-1-60	30/370	161-193/250	6.0	10.1	48.0
55-25200-36S	H22J15BABCA	770001-2020-01	15485	Reciprocating	R-22	208,230-1-60	30/370	161-193/250	6.7	12.0	48.0
55-25200-38S	H22J18BABCA	770002-2020-01	18265	Reciprocating	R-22	208,230-1-60	30/370	161-193/250	7.4	14.0	48.0
55-25200-39S	H22J20BABCA	770026-2020-01	20496	Reciprocating	R-22	208,230-1-60	30/370	145-175/250	8.6	17.0	60.0
55-25200-40S	H22J22BABCA	770004-2020-01	22622	Reciprocating	R-22	208,230-1-60	30/370	145-175/250	9.6	18.0	60.0
55-25200-42S	H22J25BABCA	770006-2020-01	24214	Reciprocating	R-22	208,230-1-60	35/370	145-175/250	9.6	19.0	61.0
55-25200-46S	H22J29BABCA	770010-2020-01	28833	Reciprocating	R-22	208,230-1-60	35/370	161-193/250	11.8	22.0	73.0
55-25200-69S	H22J33BABCA	770014-2020-01	31946	Reciprocating	R-22	208,230-1-60	40/370	145-175/250	13.0	24.0	82.0
55-25200-51S	H22J36BABCA	770019-2020-01	35681	Reciprocating	R-22	208,230-1-60	45/370	145-175/250	14.4	26.0	86.0
55-25200-52S	H22J38BABCA	770027-2020-01	37829	Reciprocating	R-22	208,230-1-60	45/370	189-227/250	14.9	24.0	86.0
55-25200-55S	H22J41BABCA	770031-2020-01	40929	Reciprocating	R-22	208,230-1-60	50/370	216-259/330	17.1	28.0	102.0
55-25200-59S	H22J44BABCA	770035-2020-01	44325	Reciprocating	R-22	208,230-1-60	65/370	216-259/330	17.8	28.0	102.0
55-25200-60S	H22A503CBCA	772001-2020-00	49001	Reciprocating	R-22	208,230-1-60	40/440	135-155/330	22.3	40.0	138.0
55-25200-61S	H22A543ABCA	772005-2020-00	53419	Reciprocating	R-22	208,230-1-60	45/440	135-155/330	24.4	45.0	138.0
55-25200-63S	H22A583ABCA	772009-2020-00	57122	Reciprocating	R-22	208,230-1-60	60/370	270-324/330	26.6	45.0	178.0
55-25200-66S	H22A623ABCA	772013-2020-00	60795	Reciprocating	R-22	208,230-1-60	55/440	135-155/330	28.2	47.0	178.0

Bristol Reciprocating Compressors (R-22 – Three Phase)

PART NO	VENDOR PART NO	VENDOR BOM	CAPACITY (BTU/HR)	TYPE	REFRIG	V-P-H	RATED LOAD CUR (A)	MAX CONTINUOUS CUR (A)	LOCKED ROTOR CUR (A)	CRANKCASE HEATER INCLUDED?
55-25200-43S	H22J293DBVA	770013-2020-00	27769	Reciprocating	R-22	380-415,460-3-50,60	4.1	7.4	36.0	Yes
55-25200-44S	H22J293DBLA	770012-2020-00	27964	Reciprocating	R-22	208,230-3-50,60	7.8	13.5	68.0	Yes
55-25200-47S	H22J333DBVA	770017-2020-00	31600	Reciprocating	R-22	380-415,460-3-50,60	4.5	8.1	40.0	Yes
55-25200-48S	H22J333DBLA	770016-2020-00	32352	Reciprocating	R-22	208,230-3-50,60	9.0	16.0	78.0	Yes
55-25200-49S	H22J363DBVA	770022-2020-00	34352	Reciprocating	R-22	380-415,460-3-50,60	4.9	8.6	40.0	Yes
55-25200-70S	H22J363DBLA	770021-2020-00	35049	Reciprocating	R-22	208,230-3-50,60	9.6	16.0	78.0	Yes
55-25200-56S	H22J413DBEA	770033-2020-00	40428	Reciprocating	R-22	380-415,460-3-50,60	5.4	9.0	42.0	Yes
55-25200-53S	H22J413DBFA	770034-2020-00	40428	Reciprocating	R-22	575-3-60	4.3	8.0	36.0	Yes
55-25200-54S	H22J413DBLA	770032-2020-01	40546	Reciprocating	R-22	208,230-3-50,60	11.0	20.0	88.0	Yes
55-25200-58S	H22J443DBDA	770036-2020-00	44126	Reciprocating	R-22	208,230-3-50,60	11.7	18.0	88.0	Yes
55-25200-57S	H22J443DBEA	770037-2020-00	44126	Reciprocating	R-22	380-415,460-3-50,60	5.8	10.0	42.0	Yes
55-25200-62S	H22A543DBLA	772006-2020-00	53419	Reciprocating	R-22	208,230-3-50,60	14.5	27.0	106.0	Yes
55-25200-64S	H22A583DBEA	772011-2020-00	58407	Reciprocating	R-22	380-415,460-3-50,60	7.9	15.0	62.0	Yes
55-25200-68S	H22A623DBLA	772014-2020-00	60795	Reciprocating	R-22	208,230-3-50,60	17.0	32.0	124.0	Yes
55-25200-65S	H22A623DBEA	772015-2020-00	60795	Reciprocating	R-22	380-415,460-3-50,60	8.5	16.0	62.0	Yes
55-25200-67S	H22A623DBFA	772016-2020-00	60795	Reciprocating	R-22	575-3-60	7.0	13.0	50.0	Yes

Bristol Reciprocating Compressors (R-410A – Single Phase)

PART NO	VENDOR PART NO	VENDOR BOM	CAPACITY (BTU/HR)	TYPE	REFRIG	V-P-H	RUN CAPACITOR (uF/V)	START CAPACITOR (uF/V)	RATED LOAD CUR (A)	MAX CONTINUOUS CUR (A)	LOCKED ROTOR CUR (A)
55-101545-38S	H82J13BABCA	760009-2020-01	13000	Recip	R-410A	208,230-1-60	30/370	145-175/250	5.9	11	43
55-101545-44S	H82J22BABCA	760010-2020-01	22100	Recip	R-410A	208,230-1-60	35/370	145-175/330	9.9	16.6	54



CRANKCASE HEATER INCLUDED?	SOUNDWRAP (BRINMAR)	SUCTION LINE HEIGHT (IN)	SUCTION LINE CONFIG	SUCTION LINE LOCATION	SUCTION LINE SIZE (IN)	DISCHARGE LINE HEIGHT (IN)	DISCHARGE LINE CONFIG	DISCHARGE LINE LOCATION	DISCHARGE LINE SIZE (IN)	OVERALL COMPRESSOR HEIGHT (IN)	MOUNTING BASE DIM (IN)
Yes	68-25217-10	11-1/4	Stub Out	2	3/4	2-7/8	Up	4	1/2	13-1/2	7-1/2 x 7-1/2
Yes	68-25217-10	11-1/4	Stub Out	2	3/4	2-7/8	Up	4	1/2	13-1/2	7-1/2 x 7-1/2
Yes	68-25217-10	11-1/4	Stub Out	2	3/4	2-7/8	Up	4	1/2	13-1/2	7-1/2 x 7-1/2
Yes	68-25217-10	11-3/4	Stub Out	2	3/4	2-7/8	Up	4	1/2	14	7-1/2 x 7-1/2
Yes	68-25217-10	11-1/4	Stub Out	2	3/4	2-7/8	Up	4	1/2	14	7-1/2 x 7-1/2
Yes	68-25217-10	11-3/4	Stub Out	2	3/4	2-7/8	Up	4	1/2	14	7-1/2 x 7-1/2
Yes	68-25217-10	11-3/4	Stub Out	2	3/4	2-7/8	Up	4	1/2	14	7-1/2 x 7-1/2
Yes	68-25217-10	12-1/4	Stub Out	2	3/4	2-7/8	Up	4	1/2	14-1/2	7-1/2 x 7-1/2
Yes	68-25217-10	12-1/4	Stub Out	2	3/4	2-7/8	Up	4	1/2	14-1/2	7-1/2 x 7-1/2
Yes	68-25217-10	14	Stub Out	2	3/4	4-1/8	Up	5	1/2	15-7/8	7-1/2 x 7-1/2
Yes	68-25217-10	14	Stub Out	2	3/4	4-1/8	Up	5	1/2	15-7/8	7-1/2 x 7-1/2
Yes	68-25217-10	14	Stub Out	2	3/4	4-1/8	Up	5	1/2	15-7/8	7-1/2 x 7-1/2
Yes	68-25217-10	14	Stub Out	2	7/8	3-5/16	Up	4	1/2	16-3/8	7-1/2 x 7-1/2
Yes	68-25217-10	14	Stub Out	2	7/8	3-5/16	Up	4	1/2	16-3/8	7-1/2 x 7-1/2
Yes	68-25217-10	14	Stub Out	2	7/8	3-5/16	Up	4	1/2	16-3/8	7-1/2 x 7-1/2
Yes	68-25217-10	14	Stub Out	2	7/8	3-5/16	Up	4	1/2	16-3/8	7-1/2 x 7-1/2

SOUNDWRAP (BRINMAR)	SUCTION LINE HGT (IN)	SUCTION LINE CONFIG	SUCTION LINE LOCATION	SUCTION LINE SIZE (IN)	DISCHARGE LINE HEIGHT (IN)	DISCHARGE LINE CONFIG	DISCHARGE LINE LOCATION	DISCHARGE LINE SIZE (IN)	OVERALL COMPRESSOR HGT (IN)	MOUNTING BASE DIM (IN)
68-25217-10	11-3/4	Stub Out	2	3/4	2-7/8	Up	4	1/2	14	7-1/2 x 7-1/2
68-25217-10	11-3/4	Stub Out	2	3/4	2-7/8	Up	4	1/2	14	7-1/2 x 7-1/2
68-25217-10	12-1/4	Stub Out	2	3/4	2-7/8	Up	4	1/2	14-1/2	7-1/2 x 7-1/2
68-25217-10	12-1/4	Stub Out	2	3/4	2-7/8	Up	4	1/2	14-1/2	7-1/2 x 7-1/2
68-25217-10	12-1/4	Stub Out	2	3/4	2-7/8	Up	4	1/2	14-1/2	7-1/2 x 7-1/2
68-25217-10	12-1/4	Stub Out	2	3/4	2-7/8	Up	4	1/2	14-1/2	7-1/2 x 7-1/2
68-25217-10	14	Stub Out	2	3/4	4-1/8	Up	5	1/2	15-7/8	7-1/2 x 7-1/2
68-25217-10	14	Stub Out	2	3/4	4-1/8	Up	5	1/2	15-7/8	7-1/2 x 7-1/2
68-25217-10	14	Stub Out	2	3/4	4-1/8	Up	5	1/2	15-7/8	7-1/2 x 7-1/2
68-25217-10	14	Stub Out	2	3/4	4-1/8	Up	5	1/2	15-7/8	7-1/2 x 7-1/2
68-25217-10	14	Stub Out	2	7/8	3-5/16	Up	4	1/2	16-3/8	7-1/2 x 7-1/2
68-25217-10	14	Stub Out	2	7/8	3-5/16	Up	4	1/2	16-3/8	7-1/2 x 7-1/2
68-25217-10	14	Stub Out	2	7/8	3-5/16	Up	4	1/2	16-3/8	7-1/2 x 7-1/2
68-25217-10	14	Stub Out	2	7/8	3-5/16	Up	4	1/2	16-3/8	7-1/2 x 7-1/2
68-25217-10	14	Stub Out	2	7/8	3-5/16	Up	4	1/2	16-3/8	7-1/2 x 7-1/2

CRANKCASE HEATER INCLUDED?	SOUNDWRAP (BRINMAR)	SUCTION LINE HEIGHT (IN)	SUCTION LINE CONFIG	SUCTION LINE LOCATION	SUCTION LINE SIZE (IN)	DISCHARGE LINE HEIGHT (IN)	DISCHARGE LINE CONFIG	DISCHARGE LINE LOCATION	DISCHARGE LINE SIZE (IN)	OVERALL COMPRESSOR HEIGHT (IN)	MOUNTING BASE DIM (IN)
No	68-25217-10	11-3/4	Stub Out	2	3/4	2-7/8	Up	4	1/2	14-1/4	7-1/2 x 7-1/2
Yes	68-25217-10	12-1/4	Stub Out	2	3/4	2-7/8	Up	4	1/2	14-3/4	7-1/2 x 7-1/2



SCROLL COMPRESSORS



Copeland Scroll Compressors (R-22 – Single Phase)



PART NO	VENDOR PART NO	VENDOR BOM	CAPACITY (BTU/HR)	TYPE	REFRIG	V-P-H	RUN CAPACITOR (uF/V)	START CAPACITOR (uF/V)	RATED LOAD CUR (A)	MAX CONTINUOUS CUR (A)	LOCKED ROTOR CUR (A)
ZR16K5-PFV-800	ZR16K5-PFV	ZR16K5-PFV-800	15500	Scroll	R-22	208,230-1-50,60	30/370	88-106/330	9.3	13.0	40.3
ZR18K5-PFV-800	ZR18K5-PFV	ZR18K5-PFV-800	18000	Scroll	R-22	208,230-1-50,60	30/370	88-106/330	10.7	15.0	55.0
ZR21K5-PFV-800	ZR21K5-PFV	ZR21K5-PFV-800	21000	Scroll	R-22	208,230-1-50,60	35/370	88-106/330	12.0	16.8	56.0
ZR25K5-PFV-800	ZR25K5-PFV	ZR25K5-PFV-800	25300	Scroll	R-22	208,230-1-50,60	40/370	88-106/330	15.0	21.0	68.0
ZR28K5-PFV-800	ZR28K5-PFV	ZR28K5-PFV-800	28400	Scroll	R-22	208,230-1-50,60	45/370	88-106/330	15.7	22.0	75.0
ZR32K5-PFV-800	ZR32K5-PFV	ZR32K5-PFV-800	32600	Scroll	R-22	208,230-1-50,60	50/370	88-106/330	17.1	24.0	87.0
ZR38K5-PFV-800	ZR38K5-PFV	ZR38K5-PFV-800	38000	Scroll	R-22	208,230-1-50,60	55/370	88-106/330	21.4	30.0	112.0
ZR42K5-PFV-800	ZR42K5-PFV	ZR42K5-PFV-800	42200	Scroll	R-22	208,230-1-50,60	55/370	88-106/330	22.1	31.0	104.0
ZR48K5-PFV-800	ZR48K5-PFV	ZR48K5-PFV-800	48200	Scroll	R-22	208,230-1-50,60	60/440	88-106/330	24.3	34.0	137.0
ZR54K5-PFV-800	ZR54K5-PFV	ZR54K5-PFV-800	53500	Scroll	R-22	208,230-1-50,60	80/370	88-106/330	28.2	39.5	146.0

Copeland Scroll Compressors (R-22 – Three Phase)

PART NO	VENDOR PART NO	VENDOR BOM	CAPACITY (BTU/HR)	TYPE	REFRIG	V-P-H	RATED LOAD CUR (A)	MAX CONTINUOUS CUR (A)	LOCKED ROTOR CUR (A)	CRANKCASE HEATER INCLUDED?
ZR21K5-TF5-800	ZR21K5-TF5	ZR21K5-TF5-800	21000	Scroll	R-22	208,230-3-60	8.6	12.0	58.0	No
ZR25K5-TF5-800	ZR25K5-TF5	ZR25K5-TF5-800	25300	Scroll	R-22	208,230-3-60	8.9	12.5	58.0	No
ZR28K5-TF5-800	ZR28K5-TF5	ZR28K5-TF5-800	28400	Scroll	R-22	208,230-3-60	11.1	15.5	73.0	No
ZR32K5-TF5-800	ZR32K5-TF5	ZR32K5-TF5-800	32600	Scroll	R-22	208,230-3-60	12.0	16.8	73.0	No
ZR32K5-TFD-800	ZR32K5-TFD	ZR32K5-TFD-800	32600	Scroll	R-22	460-3-60	6.4	9.0	38.0	No
ZR38K5-TFD-800	ZR38K5-TFD	ZR38K5-TFD-800	38000	Scroll	R-22	460-3-60	6.4	9.0	48.0	No
ZR38K5-TFE-800	ZR38K5-TFE	ZR38K5-TFE-800	38000	Scroll	R-22	575-3-60	4.8	6.7	33.0	No
ZR38K5-TF5-800	ZR38K5-TF5	ZR38K5-TF5-800	38000	Scroll	R-22	208,230-3-60	13.6	19.0	93.0	No
ZR42K5-TFE-800	ZR42K5-TFE	ZR42K5-TFE-800	42200	Scroll	R-22	575-3-60	5.3	7.4	38.0	No
ZR42K5-TF5-800	ZR42K5-TF5	ZR42K5-TF5-800	42200	Scroll	R-22	208,230-3-60	14.3	20.0	93.0	No
ZR42K5-TFD-800	ZR42K5-TFD	ZR42K5-TFD-800	42200	Scroll	R-22	380-415,460-3-50,60	6.4	9.0	48.0	No
ZR48K5-TFD-800	ZR48K5-TFD	ZR48K5-TFD-800	48200	Scroll	R-22	460-3-50,60	7.9	11.0	58.0	No
ZR48K5-TF5-800	ZR48K5-TF5	48K5-TF5-800	48200	Scroll	R-22	208,230-3-60	17.1	24.0	114.0	No
ZR48K5-TFE-800	ZR48K5-TFE	ZR48K5-TFE-800	48200	Scroll	R-22	575-3-60	5.8	8.1	43.0	No
ZR54K5-TF5-800	ZR54K5-TF5	ZR54K5-TF5-800	53500	Scroll	R-22	208,230-3-60	17.1	24.0	114.0	No

CRANKCASE HEATER INCLUDED?	SOUNDWRAP (BRINMAR)	SUCTION LINE HEIGHT (IN)	SUCTION LINE CONFIG	SUCTION LINE LOCATION	SUCTION LINE SIZE (IN)	DISCHARGE LINE HEIGHT (IN)	DISCHARGE LINE CONFIG	DISCHARGE LINE LOCATION	DISCHARGE LINE SIZE (IN)	OVERALL COMPRESSOR HEIGHT (IN)	MOUNTING BASE DIM (IN)
No	68-25217-10	10-1/8	Stub Out	2	3/4	14-3/16	Stub Out	3	1/2	15-5/16	7-1/2 x 7-1/2
No	68-25217-10	10-1/8	Stub Out	2	3/4	14-3/16	Stub Out	3	1/2	15-5/16	7-1/2 x 7-1/2
No	68-25217-10	10-1/8	Stub Out	2	3/4	14-3/16	Stub Out	3	1/2	15-5/16	7-1/2 x 7-1/2
No	68-25217-10	10-1/8	Stub Out	2	3/4	14-3/16	Stub Out	3	1/2	15-5/16	7-1/2 x 7-1/2
No	68-25217-10	10-1/8	Stub Out	2	3/4	14-3/16	Stub Out	3	1/2	15-5/16	7-1/2 x 7-1/2
No	68-25217-10	10-1/8	Stub Out	2	3/4	14-3/16	Stub Out	3	1/2	15-5/16	7-1/2 x 7-1/2
No	68-25217-10	11-1/8	Stub Out	2	7/8	15-3/8	Stub Out	3	1/2	16-7/16	7-1/2 x 7-1/2
No	68-25217-10	11-1/8	Stub Out	2	7/8	15-3/8	Stub Out	3	1/2	16-7/16	7-1/2 x 7-1/2
No	68-25217-10	11-1/8	Stub Out	2	7/8	15-3/8	Stub Out	3	1/2	16-7/16	7-1/2 x 7-1/2
No	68-25217-10	11-1/8	Stub Out	2	7/8	15-3/8	Stub Out	3	1/2	16-7/16	7-1/2 x 7-1/2

SOUNDWRAP (BRINMAR)	SUCTION LINE HGT (IN)	SUCTION LINE CONFIG	SUCTION LINE LOCATION	SUCTION LINE SIZE (IN)	DISCHARGE LINE HEIGHT (IN)	DISCHARGE LINE CONFIG	DISCHARGE LINE LOCATION	DISCHARGE LINE SIZE (IN)	OVERALL COMPRESSOR HGT (IN)	MOUNTING BASE DIM (IN)
68-25217-10	10-1/16	Stub Out	2	3/4	14-1/4	Stub Out	3	1/2	15-1/4	7-1/2 x 7-1/2
68-25217-10	10-1/16	Stub Out	2	3/4	14-1/4	Stub Out	3	1/2	15-1/4	7-1/2 x 7-1/2
68-25217-10	10-1/16	Stub Out	2	3/4	14-1/4	Stub Out	3	1/2	15-1/4	7-1/2 x 7-1/2
68-25217-10	10-1/16	Stub Out	2	3/4	14-1/4	Stub Out	3	1/2	15-1/4	7-1/2 x 7-1/2
68-25217-10	10-1/16	Stub Out	2	3/4	14-1/4	Stub Out	3	1/2	15-1/4	7-1/2 x 7-1/2
68-25217-10	11-3/16	Stub Out	2	7/8	15-7/16	Stub Out	3	1/2	16-7/16	7-1/2 x 7-1/2
68-25217-10	11-1/8	Stub Out	2	7/8	15-3/8	Stub Out	3	1/2	16-7/16	7-1/2 x 7-1/2
68-25217-10	11-3/16	Stub Out	2	7/8	15-7/16	Stub Out	3	1/2	16-7/16	7-1/2 x 7-1/2
68-25217-10	11-3/16	Stub Out	2	7/8	15-7/16	Stub Out	3	1/2	16-7/16	7-1/2 x 7-1/2
68-25217-10	11-3/16	Stub Out	2	7/8	15-7/16	Stub Out	3	1/2	16-7/16	7-1/2 x 7-1/2
68-25217-10	11-3/16	Stub Out	2	7/8	15-7/16	Stub Out	3	1/2	16-7/16	7-1/2 x 7-1/2
68-25217-10	11-3/16	Stub Out	2	7/8	15-7/16	Stub Out	3	1/2	16-7/16	7-1/2 x 7-1/2
68-25217-10	11-3/16	Stub Out	2	7/8	15-7/16	Stub Out	3	1/2	16-7/16	7-1/2 x 7-1/2
68-25217-10	11-3/16	Stub Out	2	7/8	15-7/16	Stub Out	3	1/2	16-7/16	7-1/2 x 7-1/2
68-25217-10	11-3/16	Stub Out	2	7/8	15-7/16	Stub Out	3	1/2	16-7/16	7-1/2 x 7-1/2
68-25217-10	11-3/16	Stub Out	2	7/8	15-7/16	Stub Out	3	1/2	16-7/16	7-1/2 x 7-1/2



START KITS



GE Hard Start Devices

- Uses a genuine GE potential relay and a start capacitor
- Easy to install; no cutting or splicing of wires



PART NO	TORQUE	COMP MOTOR SIZE (HP)	OPERATING VOLTAGE (V)	NO OF PHASES	APPLICATION
SS-1	High	3-1/2 - 5	208-277	1	A/C and Heat Pumps (3-1/2 - 5 tons)
SS-5	High	1 - 3	208-277	1	A/C and Heat Pumps (1-3 tons)



ICM Hard Start Devices – Current Sensing



ICM RapidStart devices monitor the compressor current upon start-up. These devices in-turn engage the hard start capacitor with the precise, correct amount of time thus ensuring maximum starting torque without the risk of supplying too much current into the start winding. A timed safety circuit is provided in the event the motor fails to start within 2 seconds. Current sensing hard start precisely increases starting torque.

- Patented current sensing solid-state circuitry
- Easy to install, 2 wires
- Recycles instantly (less than 1 second)
- Fuse protection
- Not affected by voltage or current fluctuations, or ambient temperatures

PART NO	COMPRESSOR MOTOR SIZE (HP)	OPERATING VOLTAGE (V)	MAX INPUT VOLTAGE (V)	NO OF PHASES	CAPACITOR (uF/V)	KICKSTART CROSS REFERENCE	SUPCO CROSS REFERENCE	5-2-1 CROSS REFERENCE
42-ICM803	1/2 - 3	95-288	502	1	86-106/330	T05	SPP-8/-8E	CSR-V1
42-ICM805	2 - 5	95-288	502	1	145-175/330	KS1/T05	SPP-8/-8E	CSR-V1/-V2/-V3
42-ICM810	3-1/2 - 10	95-288	502	1	243-292/330	—	—	—



ICM Hard Start Devices – Voltage Sensing



ICM's differential voltage sensing products employ patented circuitry which monitors differential compressor auxiliary voltage, and precisely engages and disengages the start capacitor. A timed safety circuit is provided in the event the motor fails to start within 2 seconds.

- Increases starting torque up to 500%
- Ensures precise starts
- Dual voltage operation: either 120V or 230V motors
- Recycles instantly (less than 1 second)
- Fuse protection
- Not affected by voltage or current fluctuations, or ambient temperatures

PART NO	COMPRESSOR MOTOR SIZE (HP)	OPERATING VOLTAGE (V)	MAX INPUT VOLTAGE (V)	NO OF PHASES	CAPACITOR (uF/V)	SUPSO CROSS REFERENCE
42-ICM850	Up to 1-1/2	90-277	390	1	43-52/330	SPP-5E
42-ICM860	2 - 5	90-277	390	1	86-106/330	SPP-5E/-6E

COMPRESSOR SOUND ENCLOSURES



Brinmar Compressor Sound Enclosures



- Universal - Designed to fit a wide range of residential and commercial compressors of various heights and diameters
- Specialized 1/8" rubber sound blocker and 1/2" acoustical fiberglass insulation combination
- Minimum 5 dB manufacturer's rated noise reduction
- Easy to install two-piece design with hook and loop straps
- See Compressors section for specific application cross reference by part number

PART NO	VENDOR PART NO	APPLICATION
68-25217-10	SBUHD	Fits scroll and reciprocating compressors. Maximum size: 10" x 10" x 19"
68-25217-13	SBLHD	Fits scroll and reciprocating compressors. Maximum size: 12" x 12" x 20"



COMPRESSOR START MODULE



SecureStart Compressor Start Module



SecureStart is designed to reduce start currents by up to 75%. The device also provides additional benefits by continuously monitoring supply voltage to prevent motor stalling under low voltage conditions. A delay function provides additional protection in the event of an emergency shutdown.

- Designed for single-phase, 208/230V, 60Hz Copeland Scroll compressors
- Can be used with Copeland Scroll single-stage, Copeland Scroll UltraTech dual capacity, or Copeland Scroll Digital continuously modulating compressors
- For use with compressors with a maximum operating current of 32A; limits starting current to less than 45A and is self-adjusting to motor current; requires no manual calibration

PART NO	DESCRIPTION
543-0120-00	SecureStart Compressor Start Module

COMPRESSOR TERMINAL LEAD SETS & REPAIR KITS



QuickLug Compressor Terminal Repair Kit



A quick and simple method to repair compressor terminals; QwikLug easily attaches to damaged or corroded spade connectors. Simply push the QwikLug connector on and tighten it from the front with a Phillips screwdriver. QwikLug comes with color coded leads for connecting to existing wiring. The outer connector housing is a nylon insulator so the connectors can touch without shorting.

- Replaces damaged or corroded spade terminals
- Fits all standard compressor terminals
- Tightens from the front with a screwdriver for fast installation
- Durable connections – tested for over 100,000 compressor starts
- Non-metallic connector – prevents short circuits
- Available for 10 AWG and 12 AWG circuits
- Includes wire nuts and tree screw-tight connectors with 2 ft. or 4 ft. lead wires

PART NO	DESCRIPTION	CASE QTY	CASE REQ
QT2810	QwikLug Compressor Terminal Repair Kit (10 AWG - 2 ft.)	10	Yes
QT2812	Qwiklug Compressor Terminal Repair Kit (12 AWG - 2 ft.)	10	Yes
QT2910	Qwiklug Compressor Terminal Repair Kit (10 AWG - 4 ft.)	10	Yes
QT2912	Qwiklug Compressor Terminal Repair Kit (12 AWG - 4 ft.)	10	Yes



Zebra Instruments Soldered Compressor Lead Set



SecureStart is designed to reduce start currents by up to 75%. The device also provides additional benefits by continuously monitoring supply voltage to prevent motor stalling under low voltage conditions. A delay function provides additional protection in the event of an emergency shutdown.

- Designed for single-phase, 208/230V, 60Hz Copeland Scroll compressors
- Can be used with Copeland Scroll single-stage, Copeland Scroll UltraTech dual capacity, or Copeland Scroll Digital continuously modulating compressors
- For use with compressors with a maximum operating current of 32A; limits starting current to less than 45A and is self-adjusting to motor current; requires no manual calibration

PART NO	DESCRIPTION
ZCTRK	Compressor Lead Set – 10 AWG 1/4 in. Flag Terminals & Twist-On Wire Connectors



REFRIGERATION COMPONENTS & PIPING

Linesets
Refrigerant Sight Glasses
Liquid Line Filter Driers
Suction Line Filter Driers
Liquid Line Filter Driers with Sight Glass
Mufflers
Accumulators
Solenoid Valves
Refrigerant Ball Valves
Brass Fittings
Copper Fittings



LINESETS



Linesets – Copper

- Designed specifically for the HVAC market for quick, cost efficient field installation of split system air conditioners and heat pumps.
- Purged with dry nitrogen and capped to ensure a clean and non-oxidized tube prior to installation.
- Tested in accordance with ASTM E243



PART NO	LIQUID LINE OD (IN)	SUCTION LINE OD (IN)	LINESET LENGTH (IN)	LIQUID LINE INSULATION THICK (IN)	SUCTION LINE INSULATION THICK (IN)	TYPE	CASE QTY	CASE REQ
PD610007	3/8	5/8	30	None	3/8	ACR	11	Yes
612825	3/8	3/4	25	None	3/8	ACR	13	Yes
PD610008	3/8	3/4	30	None	3/8	ACR	11	Yes
PD610012	3/8	3/4	35	None	3/4	ACR	11	Yes
612835	3/8	3/4	35	None	3/8	ACR	11	Yes
612850	3/8	3/4	50	None	3/8	ACR	7	Yes
PD610010	3/8	3/4	50	None	3/4	ACR	6	Yes
614825	3/8	7/8	25	None	3/8	ACR	11	Yes
PD610009	3/8	7/8	30	None	3/8	ACR	11	Yes
PD610013	3/8	7/8	35	None	3/4	ACR	11	Yes
614835	3/8	7/8	35	None	3/8	ACR	8	Yes
614850	3/8	7/8	50	None	3/8	ACR	6	Yes
PD610011	3/8	7/8	50	None	3/4	ACR	6	Yes

REFRIGERANT SIGHT GLASSES



Emerson HMI Series Hermetic Sight Glasses

- Hermetic design minimizes possibility of refrigerant leakage
- Premium patented 3% high accuracy moisture indicator (compare to 10% on most competitive models) with accurate color calibration at low ppm levels
- All brass corrosion resistant body and solid copper fittings
- Suitable for R-22 and R-410A, 680 psig maximum working pressure

PART NO	CONNECTION TYPE	CONNECTION SIZE (IN)	OVERALL LENGTH (IN)
83-HMI-1TT2	Sweat ODF	1/4	5-9/16
83-HMI-1TT3	Sweat ODF	3/8	5-5/8
83-HMI-1TT4	Sweat ODF	1/2	5-7/8
83-HMI-1TT5	Sweat ODF	5/8	5-7/8
83-HMI-1TT6	Sweat ODF	3/4	6-9/16
83-HMI-1TT7	Sweat ODF	7/8	6-5/16
83-HMI-1TT9	Sweat ODF	1-1/8	6-19/32
83-HMI-1MM2	Flare SAE (M/M)	1/4	3-1/8
83-HMI-1MM3	Flare SAE (M/M)	3/8	3-3/8
83-HMI-1MM4	Flare SAE (M/M)	1/2	3-5/8
83-HMI-1MM5	Flare SAE (M/M)	5/8	3-7/8
83-HMI-1MM6	Flare SAE (M/M)	3/4	5
83-HMI-1MU2	Flare SAE (M/F)	1/4	3-29/32
83-HMI-1FM2	Flare SAE (M/F)	1/4	2-3/4
83-HMI-1FM3	Flare SAE (M/F)	3/8	3
83-HMI-1MU3	Flare SAE (M/F)	3/8	4-3/8
83-HMI-1FM4	Flare SAE (M/F)	1/2	3-7/32



REFRIGERANT SIGHT GLASSES



Emerson AMI Series Repairable Sight Glasses

- Allows disassembly to replace the moisture indicator and lens (Repair kit part number 83-X12978-1)
- Premium patented 3% high accuracy moisture indicator (compare to 10% on most competitive models) with accurate color calibration at low ppm levels
- All brass corrosion resistant body and solid copper fittings
- Suitable for R-22 and R-410A, 680 psig maximum working pressure

PART NO	CONNECTION TYPE	CONNECTION SIZE (IN)	OVERALL LENGTH (IN)
83-AMI-2S11	Sweat ODM	1-3/8	1-9/16
83-AMI-2S13	Sweat ODM	1-5/8	1-11/16
83-AMI-2S17	Sweat ODM	2-1/8	1-15/16
83-AMI-1SS2	Sweat ODF	1/4	2-1/4
83-AMI-1TT2	Sweat ODF	1/4	4-57/64
83-AMI-1TT3	Sweat ODF	3/8	4-57/64
83-AMI-1SS3	Sweat ODF	3/8	2-1/4
83-AMI-1SS4	Sweat ODF	1/2	2-5/8
83-AMI-1TT4	Sweat ODF	1/2	4-59/64
83-AMI-1TT5	Sweat ODF	5/8	4-29/32
83-AMI-1SS5	Sweat ODF	5/8	2-5/8
83-AMI-1TT7	Sweat ODF	7/8	6-23/64
83-AMI-1SS7	Sweat ODF	7/8	3-1/8
83-AMI-1SS9	Sweat ODF	1-1/8	3-3/8
83-AMI-1TT9	Sweat ODF	1-1/8	6-19/64
83-AMI-1TT11	Sweat ODF	1-3/8	6-15/16
83-AMI-1MM3	Flare SAE (M/M)	3/8	3-3/8
83-AMI-1MM4	Flare SAE (M/M)	1/2	3-5/8
83-AMI-1MM5	Flare SAE (M/M)	5/8	3-7/8
83-AMI-1FM2	Flare SAE (M/F)	1/4	2-3/4
83-AMI-1FM3	Flare SAE (M/F)	3/8	3
83-AMI-1MU3	Flare SAE (M/F)	3/8	4-3/8
83-AMI-1FM4	Flare SAE (M/F)	1/2	3-7/32
83-AMI-1MU5	Flare SAE (M/F)	5/8	5-3/32



Sporlan See-All Sight Glasses

- Painted steel body with copper fittings
- Includes protective cap for glass viewing window
- Suitable for R-22 and R-410A, 650 psig maximum working pressure

PART NO	VENDOR PART NO	CONNECTION TYPE	CONNECTION SIZE (IN)	OVERALL LENGTH (IN)
83-25211-01	SA-12S	Sweat ODF	1/4	4-5/8
83-25211-02	SA-13S	Sweat ODF	3/8	4-5/8
83-25211-04	SA-14S	Sweat ODF	1/2	4-7/8
83-25211-05	SA-15S	Sweat ODF	5/8	4-7/8
83-25211-03	SA-13FM	Flare SAE (M/F)	3/8	3
SA-14FM	SA-14FM	Flare SAE (M/F)	1/2	3-7/16



FILTER DRIERS

LIQUID LINE FILTER DRIERS

The purpose of a liquid line filter-drier is to capture and contain harmful contaminants in order to prevent damage to system components and prolong equipment life. Harmful contaminants removed by filter-driers include moisture, acid, wax and particulate matter.

General information regarding desiccant blends:

- Activated alumina: removes acid
- Activated carbon: removes wax, sludge and varnish
- Molecular sieve: removes moisture



Sporlan Catch-All Liquid Line Filter Driers (Uni-Directional)



- Solid core, activated alumina with molecular sieve
- Corrosion resistant epoxy powder paint finish
- Suitable for R-22 and R-410A, 650 psig maximum working pressure

PART NO	VENDOR PART NO	CONNECT SIZE (IN)	CONNECT TYPE	OVERALL LENGTH (IN)	BODY LENGTH (IN)	BODY DIAMETER (IN)	CAPACITY (CUBIC IN)	R-22 AHRI FLOW CAP @1 PSI DROP (TONS)	R-410A AHRI FLOW CAP @1 PSI DROP (TONS)
83-25208-01	C-052-S	1/4	Sweat ODF	4-3/16	3-7/16	2-7/16	5	2.1	2
83-25208-02	C-053-S	3/8	Sweat ODF	4-5/16	3-7/16	2-7/16	5	4.7	4.5
83-25208-09	C-0825S	5/16	Sweat ODF	5-5/16	4-7/16	2-5/8	8	3.7	3.5
83-25208-03	C-083-S	3/8	Sweat ODF	5-1/4	4	2-5/8	8	5.2	5
83-25208-04	C-163-S	3/8	Sweat ODF	5-7/8	5	3	16	5.2	5
83-25208-05	C-164-S	1/2	Sweat ODF	6	5	3	16	11	10.7
83-25208-06	C-165-S	5/8	Sweat ODF	6-5/16	5-1/16	3	16	15.9	15.5
83-25208-07	C-305-S	5/8	Sweat ODF	9-1/4	8-1/16	3	30	16.9	16.4
C-164	C-164	1/2	Flare SAE (M/M)	6-15/16	4-5/8	3	16	10.1	9.8



Emerson BOK Series Burn-Out Liquid Line Filter Driers (Uni-Directional)



- Solid core
- Desiccant includes activated carbon blend, for soluble contaminant and wax removal, in addition to activated alumina with molecular sieve
- For burnout clean-up and wax removal
- Corrosion resistant epoxy powder paint finish
- Suitable for R-22 and R-410A, 680 psig maximum working pressure

PART NO	CONNECT SIZE (IN)	CONNECT TYPE	OVERALL LENGTH (IN)	BODY LENGTH (IN)	BODY DIAMETER (IN)	CAPACITY (CUBIC IN)	R-22 AHRI FLOW CAP @1 PSI DROP (TONS)	R-410A AHRI FLOW CAP @1 PSI DROP (TONS)
83-BOK-163S	3/8	Sweat ODF	6-1/8	4-5/8	2-7/8	16	6.3	6.3
83-BOK-164S	1/2	Sweat ODF	6-3/16	4-5/8	2-7/8	16	11.1	11.1
83-BOK-165S	5/8	Sweat ODF	6-3/8	7-1/2	3-1/16	16	13.9	13.9
83-BOK-304S	1/2	Sweat ODF	9-1/8	7-1/2	3-1/16	30	11.7	11.7
83-BOK-305S	5/8	Sweat ODF	9-5/16	7-1/2	3-1/16	30	15.8	15.8
83-BOK-417S	7/8	Sweat ODF	10-7/16	7-5/8	3-11/16	41	21.5	21.5
83-BOK-082	1/4	Flare SAE (M/M)	5-5/8	3-15/16	2-15/16	8	1.6	1.6
83-BOK-083	3/8	Flare SAE (M/M)	5-15/16	3-15/16	2-15/16	8	4.2	4.2
83-BOK-162	1/4	Flare SAE (M/M)	6-7/16	3-15/16	2-15/16	16	1.6	1.6
83-BOK-163	3/8	Flare SAE (M/M)	6-3/4	3-15/16	2-15/16	16	4.7	4.7
83-BOK-164	1/2	Flare SAE (M/M)	6-15/16	4-5/8	2-7/8	16	9.3	9.3
83-BOK-165	5/8	Flare SAE (M/M)	7-7/16	4-5/8	2-7/8	16	13.9	13.9
83-BOK-303	3/8	Flare SAE (M/M)	9-5/8	7-1/2	3-1/16	30	4.7	4.7
83-BOK-304	1/2	Flare SAE (M/M)	9-7/8	7-1/2	3-1/16	30	10.7	10.7
83-BOK-305	5/8	Flare SAE (M/M)	10-5/16	7-1/2	3-1/16	30	14.6	14.6
83-BOK-414	1/2	Flare SAE (M/M)	10	7-1/2	3-1/16	41	11.1	11.1
83-BOK-415	5/8	Flare SAE (M/M)	9-1/4	7-5/8	3-11/16	41	11.7	11.7



FILTER DRIERS



Emerson ADK Series Liquid Line Filter Driers (Uni-Directional)



- Solid core, activated alumina with molecular sieve
- Corrosion resistant epoxy powder paint finish
- Suitable for R-22 and R-410A, 650 psig maximum working pressure

PART NO	CONNECT SIZE (IN)	CONNECT TYPE	OVERALL LENGTH (IN)	BODY LENGTH (IN)	BODY DIAMETER (IN)	CAPACITY (CUBIC IN)	R-22 AHRI FLOW CAP @1 PSI DROP (TONS)	R-410A AHRI FLOW CAP @1 PSI DROP (TONS)
83-ADK-032S	1/4	Sweat ODF	3-7/8	2-9/16	1-3/4	3	2.5	2.5
83-ADK-033S	3/8	Sweat ODF	4-1/16	2-9/16	1-3/4	3	3.3	3.3
83-ADK-052S	1/4	Sweat ODF	4-7/16	3	2-5/8	5	3.1	3.1
83-ADK-053S	3/8	Sweat ODF	4-1/2	3	2-5/8	5	4.9	4.9
83-ADK-082S	1/4	Sweat ODF	5	3-13/16	2-5/8	8	3.4	3.4
83-ADK-083S	3/8	Sweat ODF	5-3/8	3-13/16	2-5/8	8	4.6	4.6
83-ADK-084S	1/2	Sweat ODF	5-3/8	3-13/16	2-5/8	8	7.6	7.6
83-ADK-163S	3/8	Sweat ODF	6-1/8	4-5/8	2-5/8	16	5.3	5.3
83-ADK-164S	1/2	Sweat ODF	6-3/16	4-5/8	2-5/8	16	9.3	9.3
83-ADK-165S	5/8	Sweat ODF	6-3/8	4-5/8	2-5/8	16	14.2	14.2
83-ADK-303S	3/8	Sweat ODF	9	7-1/2	3-1/16	30	5.8	5.8
83-ADK-304S	1/2	Sweat ODF	9-1/8	7-1/2	3-1/16	30	9.5	9.5
83-ADK-305S	5/8	Sweat ODF	9-5/16	7-1/2	3-1/16	30	15.7	15.7
83-ADK-307S	7/8	Sweat ODF	9-7/8	7-1/2	3-1/16	30	18.9	18.9
83-ADK-309S	1-1/8	Sweat ODF	10-3/16	7-1/2	3-1/16	30	27.0	27.0
83-ADK-414S	1/2	Sweat ODF	9-1/4	7-5/8	3-11/16	41	11.6	11.6
83-ADK-415S	5/8	Sweat ODF	9-7/16	7-5/8	3-11/16	41	17.9	17.9
83-ADK-417S	7/8	Sweat ODF	10	7-5/8	3-11/16	41	22.0	22.0
83-ADK-419S	1-1/8	Sweat ODF	10-5/16	7-5/8	3-11/16	41	27.3	27.3
83-ADK-757S	7/8	Sweat ODF	15-7/16	13-1/16	3-11/16	75	37.1	37.1
83-ADK-759S	1-1/8	Sweat ODF	15-3/4	13-1/16	3-11/16	75	40.4	40.4
83-ADK-032	1/4	Flare SAE (M/M)	4-3/8	2-9/16	1-3/4	3	2.1	2.1
83-ADK-033	3/8	Flare SAE (M/M)	4-11/16	2-9/16	1-3/4	3	2.9	2.9
83-ADK-052	1/4	Flare SAE (M/M)	4-13/16	3	2-5/8	5	2.2	2.2
83-ADK-053	3/8	Flare SAE (M/M)	5-1/8	3	2-5/8	5	4.0	4.0
83-ADK-082	1/4	Flare SAE (M/M)	5-5/8	3-13/16	2-5/8	8	2.2	2.2
83-ADK-083	3/8	Flare SAE (M/M)	5-15/16	3-13/16	2-5/8	8	4.7	4.7
83-ADK-084	1/2	Flare SAE (M/M)	6-3/16	3-13/16	2-5/8	8	7.3	7.3
83-ADK-162	1/4	Flare SAE (M/M)	6-7/16	4-5/8	2-5/8	16	2.2	2.2
83-ADK-163	3/8	Flare SAE (M/M)	6-3/4	4-5/8	2-5/8	16	4.8	4.8
83-ADK-164	1/2	Flare SAE (M/M)	6-15/16	4-5/8	2-5/8	16	9.0	9.0
83-ADK-165	5/8	Flare SAE (M/M)	7-7/16	4-5/8	2-5/8	16	12.8	12.8
83-ADK-303	3/8	Flare SAE (M/M)	9-5/8	7-1/2	3-1/16	30	5.1	5.1
83-ADK-304	1/2	Flare SAE (M/M)	9-7/8	7-1/2	3-1/16	30	9.3	9.3
83-ADK-305	5/8	Flare SAE (M/M)	10-5/16	7-1/2	3-1/16	30	15.0	15.0
83-ADK-413	3/8	Flare SAE (M/M)	9-3/4	7-5/8	3-11/16	41	5.1	5.1
83-ADK-415	5/8	Flare SAE (M/M)	10-7/16	7-5/8	3-11/16	41	16.9	16.9



FILTER DRIERS



Emerson EK Series Liquid Line Filter Driers (Uni-Directional)



- Beaded core, activated alumina with molecular sieve
- Corrosion resistant epoxy powder paint finish
- Suitable for R-22 and R-410A, 680 psig maximum working pressure

PART NO	CONNECT SIZE (IN)	CONNECT TYPE	OVERALL LENGTH (IN)	BODY LENGTH (IN)	BODY DIAMETER (IN)	CAPACITY (CUBIC IN)	R-22 AHRI FLOW CAP @1 PSI DROP (TONS)	R-410A AHRI FLOW CAP @1 PSI DROP (TONS)
83-EK-032S	1/4	Sweat ODF	3-7/8	2-9/16	1-5/8	3	2.9	2.9
83-EK-033S	3/8	Sweat ODF	4-1/16	2-9/16	1-5/8	3	3.3	3.3
83-EK-052S	1/4	Sweat ODF	4-7/16	3	2-5/8	5	3.6	3.6
83-EK-0525S	5/16	Sweat ODF	4-7/32	3	2-1/2	5	3.6	3.6
83-EK-053S	3/8	Sweat ODF	4-1/2	3	2-5/8	5	4.8	4.8
83-EK-082S	1/4	Sweat ODF	5-1/4	3-13/16	2-5/8	8	3.4	3.4
83-EK-0825S	5/16	Sweat ODF	5-3/8	3-13/16	2-5/8	8	3.8	3.8
83-EK-083S	3/8	Sweat ODF	5-5/16	3-13/16	2-5/8	8	4.9	4.9
83-EK-084S	1/2	Sweat ODF	5-3/8	3-13/16	2-5/8	8	7.7	7.7
83-EK-162S	1/4	Sweat ODF	6-3/16	4-3/4	2-5/8	16	3.4	3.4
83-EK-1625S	5/16	Sweat ODF	5-15/16	4-3/4	2-5/8	16	3.4	3.4
83-EK-163S	3/8	Sweat ODF	6-1/4	4-3/4	2-5/8	16	4.8	4.8
83-EK-164S	1/2	Sweat ODF	6-5-16	4-3/4	2-5/8	16	9.2	9.2
83-EK-165S	5/8	Sweat ODF	6-9/16	4-3/4	2-5/8	16	10.9	10.9
83-EK-167S	7/8	Sweat ODF	7-1/2	4-3/4	2-5/8	16	16.8	16.8
83-EK-303S	3/8	Sweat ODF	9	7-1/2	3-1/16	30	6.8	6.8
83-EK-304S	1/2	Sweat ODF	9-1/8	7-1/2	3-1/16	30	10.8	10.8
83-EK-305S	5/8	Sweat ODF	9-5/16	7-1/2	3-1/16	30	16.0	16.0
83-EK-306S	3/4	Sweat ODF	9-11/16	7-1/2	3-1/16	30	16.0	16.0
83-EK-307S	7/8	Sweat ODF	9-7/8	7-1/2	3-1/16	30	18.2	18.2
83-EK-309S	1-1/8	Sweat ODF	10-1/4	7-1/2	3-1/16	30	21.2	21.2
83-EK-414S	1/2	Sweat ODF	9-1/4	7-5/8	3-11/16	41	11.7	11.7
83-EK-415S	5/8	Sweat ODF	9-7/16	7-5/8	3-11/16	41	11.4	11.4
83-EK-417S	7/8	Sweat ODF	10	7-5/8	3-11/16	41	22.0	22.0
83-EK-419S	1-1/8	Sweat ODF	10-5/16	7-5/8	3-11/16	41	30.0	30.0
83-EK-757S	7/8	Sweat ODF	15-7/16	13-1/16	3-11/16	75	24.1	24.1
83-EK-759S	1-1/8	Sweat ODF	15-3/4	13-1/16	3-11/16	75	35.4	35.4
83-EK-032	1/4	Flare SAE (M/M)	4-3/8	2-9/16	1-5/8	3	2.2	2.2
83-EK-033	3/8	Flare SAE (M/M)	4-11/16	2-9/16	1-5/8	3	3.3	3.3
83-EK-052	1/4	Flare SAE (M/M)	4-13/16	3	2-5/8	5	2.3	2.3
83-EK-053	3/8	Flare SAE (M/M)	5-1/8	3	2-5/8	5	3.8	3.8
83-EK-082	1/4	Flare SAE (M/M)	5-5/8	3-13/16	2-5/8	8	2.5	2.5
83-EK-083	3/8	Flare SAE (M/M)	5-15/16	3-13/16	2-5/8	8	4.3	4.3
83-EK-084	1/2	Flare SAE (M/M)	6-3/16	3-13/16	2-5/8	8	7.3	7.3
83-EK-162	1/4	Flare SAE (M/M)	6-9/16	4-3/4	2-5/8	16	2.5	2.5
83-EK-163	3/8	Flare SAE (M/M)	6-7/8	4-3/4	2-5/8	16	4.2	4.2
83-EK-164	1/2	Flare SAE (M/M)	7-1/16	4-3/4	2-5/8	16	8.0	8.0
83-EK-165	5/8	Flare SAE (M/M)	7-1/2	4-3/4	2-5/8	16	10.5	10.5
83-EK-303	3/8	Flare SAE (M/M)	9-5/8	7-1/2	3-1/16	30	4.7	4.7
83-EK-304	1/2	Flare SAE (M/M)	9-7/8	7-1/2	3-1/16	30	8.8	8.8
83-EK-305	5/8	Flare SAE (M/M)	10-5/16	7-1/2	3-1/16	30	11.5	11.5
83-EK-306	3/4	Flare SAE (M/M)	10-5/8	7-7/16	3	30	11.5	11.5
83-EK-413	3/8	Flare SAE (M/M)	9-3/4	7-5/8	3-11/16	41	4.7	4.7
83-EK-414	1/2	Flare SAE (M/M)	10	7-5/8	3-11/16	41	11.3	11.3
83-EK-415	5/8	Flare SAE (M/M)	10-7/16	7-5/8	3-11/16	41	13.0	13.0
83-EK-032MF	1/4	Flare SAE (M/F)	3-1/2	2-9/16	1-5/8	3	2.2	2.2

continued on next page



FILTER DRIERS

Emerson EK Series Liquid Line Filter Driers (Uni-Directional) cont.

PART NO	CONNECT SIZE (IN)	CONNECT TYPE	OVERALL LENGTH (IN)	BODY LENGTH (IN)	BODY DIAMETER (IN)	CAPACITY (CUBIC IN)	R-22 AHRI FLOW CAP @1 PSI DROP (TONS)	R-410A AHRI FLOW CAP @1 PSI DROP (TONS)
83-EK-052MF	1/4	Flare SAE (M/F)	4-1/2	3	2-5/8	5	2.3	2.3
83-EK-053MF	3/8	Flare SAE (M/F)	4- 7/32	3	2-1/2	5	3.8	3.8
83-EK-082MF	1/4	Flare SAE (M/F)	5-5/32	3-13/16	2-1/2	8	2.5	2.5
83-EK-083MF	3/8	Flare SAE (M/F)	5-15/16	3-13/16	2-5/8	8	4.3	4.3
83-EK-162MF	1/4	Flare SAE (M/F)	6-1/8	4-1/8	2-1/2	16	2.5	2.5
83-EK-032FM	1/4	Flare SAE (F/M)	3-1/2	2-9/16	1-5/8	3	2.2	2.2
83-EK-082FM	1/4	Flare SAE (F/M)	5-5/32	3-13/16	2-1/2	8	2.5	2.5
83-EK-162FM	1/4	Flare SAE (F/M)	6-1/8	4-1/8	2-1/2	16	2.5	2.5



Emerson BFK Series Liquid Line Filter Driers (Bi-Directional)



- Solid core, activated alumina with molecular sieve
- Includes internal check valve for heat pump applications
- Corrosion resistant epoxy powder paint finish
- Suitable for R-22 and R-410A, 680 psig maximum working pressure

PART NO	CONNECT SIZE (IN)	CONNECT TYPE	OVERALL LENGTH (IN)	BODY LENGTH (IN)	BODY DIAMETER (IN)	CAPACITY (CUBIC IN)	R-22 AHRI FLOW CAP @1 PSI DROP (TONS)	R-410A AHRI FLOW CAP @1 PSI DROP (TONS)
83-BFK-052S	1/4	Sweat ODF	4-7/16	3	2-5/8	5	2.2	2.2
83-BFK-053S	3/8	Sweat ODF	4-1/2	3	2-5/8	5	4.0	4.0
83-BFK-0825S	5/16	Sweat ODF	5	3-3/4	2-5/8	8	-	-
83-BFK-083S	3/8	Sweat ODF	5-5/16	3-13/16	2-5/8	8	5.1	5.1
83-BFK-084S	1/2	Sweat ODF	5-3/8	3-13/16	2-5/8	8	6.7	6.7
83-BFK-085S	5/8	Sweat ODF	5-5/8	3-13/16	2-5/8	8	8.1	8.1
83-BFK-163S	3/8	Sweat ODF	6-1/16	4-5/8	2-5/8	16	5.2	5.2
83-BFK-164S	1/2	Sweat ODF	6-3/16	4-5/8	3-1/8	16	8.1	8.1
83-BFK-165S	5/8	Sweat ODF	6-3/8	4-5/8	3-1/8	16	8.7	8.7
83-BFK-167S	7/8	Sweat ODF	7	7-1/2	3-1/8	16	-	-
83-BFK-303S	3/8	Sweat ODF	9	7-1/2	3-1/8	30	5.8	5.8
83-BFK-304S	1/2	Sweat ODF	9	7-1/2	3-1/8	30	9.7	9.7
83-BFK-305S	5/8	Sweat ODF	9-5/16	7-1/2	3-1/8	30	14.2	14.2
83-BFK-306S	3/4	Sweat ODF	9-3/4	7-1/2	3-1/8	30	16.0	16.0
83-BFK-307S	7/8	Sweat ODF	9-15/16	7-1/2	3-1/8	30	16.7	16.7
83-BFK-309S	1-1/8	Sweat ODF	10-1/4	7-1/2	3-1/8	30	-	-
83-BFK-052	1/4	Flare SAE (M/M)	4-13/16	3	2-5/8	5	1.6	1.6
83-BFK-053	3/8	Flare SAE (M/M)	5-1/8	3	2-5/8	5	3.5	3.5
83-BFK-083	3/8	Flare SAE (M/M)	5-15/16	3-13/16	2-5/8	8	4.5	4.5
83-BFK-084	1/2	Flare SAE (M/M)	6-3/16	3-13/16	2-5/8	8	6.4	6.4
83-BFK-085	5/8	Flare SAE (M/M)	6-5/8	3-13/16	2-5/8	8	7.1	7.1
83-BFK-163	3/8	Flare SAE (M/M)	6-3/4	4-5/8	2-5/8	16	4.6	4.6
83-BFK-164	1/2	Flare SAE (M/M)	7	4-5/8	2-5/8	16	7.7	7.7
83-BFK-165	5/8	Flare SAE (M/M)	7-7/16	4-5/8	3-1/8	16	8.3	8.3
83-BFK-303	3/8	Flare SAE (M/M)	9-5/8	7-1/2	3-1/8	30	5.08	5.08
83-BFK-304	1/2	Flare SAE (M/M)	9-13/16	7-1/2	3-1/8	30	7.6	7.6
83-BFK-305	5/8	Flare SAE (M/M)	10-5/16	7-1/2	3-1/8	30	10.3	10.3
83-BFK-306	3/4	Flare SAE (M/M)	10-5/8	7-1/2	3-1/8	30	13.3	13.3



FILTER DRIERS

SUCTION LINE FILTER DRIERS

The purpose of the suction line filter-drier is to capture and contain harmful contaminants in order to prevent damage to system components and prolong equipment life. The types of harmful contaminants removed by filter-driers are moisture, acid, wax and particulate matter.

General information regarding desiccant blends:

- Activated alumina: removes acid
- Activated carbon: removes wax, sludge and varnish
- Molecular sieve: removes moisture



Sporlan Catch-All Suction Line Filter Driers (Standard Shell)



- Solid core
- Premium product with activated alumina/activated carbon/molecular sieve desiccant
- Suitable for R-22 and R-410A, 650 psig maximum working pressure
- For use after a burnout or when major system work has been performed
- One pressure tap at the inlet end
- Corrosion resistant epoxy powder paint finish
- Solid copper fittings

PART NO	VENDOR PART NO	CONNECT SIZE (IN)	CONNECT TYPE	OVERALL LENGTH (IN)	BODY LENGTH (IN)	BODY DIAMETER (IN)	CAPACITY (CUBIC IN)	R-22 AHRI FLOW CAP @1 PSI DROP (TONS)	R-410A AHRI FLOW CAP @1 PSI DROP (TONS)
83-25209-01	C-165-S-T-HH	5/8	Sweat ODF	6-5/16	4-9/16	3	16	3.3	4.2
83-25209-02	401030-013	3/4	Sweat ODF	6-3/4	5	3	16	4.1	5.2
83-25209-03	C-167-S-T-HH	7/8	Sweat ODF	6-5/16	4-9/16	3	16	4.6	5.9
83-25209-04	C-306-S-T-HH	3/4	Sweat ODF	9-5/8	7-7/8	3	30	4.5	5.8
83-25209-05	C-307-S-T-HH	7/8	Sweat ODF	9-3/4	8	3	30	5.4	7.0
83-25209-06	C-309-S-T-HH	1-1/8	Sweat ODF	9-3/4	8	3	30	6.0	7.7



Sporlan Catch-All Suction Line Filter Driers (Compact Shell)



- Solid core
- Premium product with activated alumina/activated carbon/molecular sieve desiccant
- Suitable for R-22 and R-410A, 650 psig maximum working pressure
- For use after a burnout or when major system work has been performed
- One pressure tap at the inlet end
- Corrosion resistant epoxy powder paint finish
- Solid copper fittings

PART NO	VENDOR PART NO	CONNECT SIZE (IN)	CONNECT TYPE	OVERALL LENGTH (IN)	BODY LENGTH (IN)	BODY DIAMETER (IN)	CAPACITY (CUBIC IN)	R-22 AHRI FLOW CAP @1 PSI DROP (TONS)	R-410A AHRI FLOW CAP @1 PSI DROP (TONS)
83-25210-01	C-145-S-TT-HH	5/8	Sweat ODF	4-3/8	2-5/8	4-7/16	14	3.6	4.6
83-25210-02	C-146-S-TT-HH	3/4	Sweat ODF	4-7/8	3-1/8	4-7/16	14	4.9	6.2
83-25210-03	C-147-S-TT-HH	7/8	Sweat ODF	5	3-1/4	4-7/16	14	5.4	6.8



Emerson ASK Series Suction Line Filter Driers (Standard Shell)



- Solid core
- Suitable for R-22 and R-410A, 500 psig maximum working pressure
- Premium product with activated alumina/activated carbon/molecular sieve desiccant
- For use after a burnout or when major system work has been performed
- Two pressure taps; one each at the inlet and outlet ends
- Corrosion resistant epoxy powder paint finish
- Solid copper fittings

PART NO	CONNECT SIZE (IN)	CONNECT TYPE	OVERALL LENGTH (IN)	BODY LENGTH (IN)	BODY DIAMETER (IN)	CAPACITY (CUBIC IN)	R-22 AHRI FLOW CAP @1 PSI DROP (TONS)	R-410A AHRI FLOW CAP @1 PSI DROP (TONS)
83-ASK-165SW	5/8	Sweat ODF	6-3/8	4-5/8	3-1/8	16	3.4	2.3
83-ASK-166SW	3/4	Sweat ODF	6-3/4	4-5/8	3-1/8	16	4.2	2.9
83-ASK-167SW	7/8	Sweat ODF	6-15/16	4-5/8	3-1/8	16	4.6	3.1
83-ASK-306SW	3/4	Sweat ODF	9-11/16	7-1/2	3-1/8	30	5.5	3.8
83-ASK-307SW	7/8	Sweat ODF	9-7/8	7-1/2	3-1/8	30	6.1	4.2
83-ASK-309SW	1-1/8	Sweat ODF	10-3/16	7-1/2	3-1/8	30	6.5	4.4



FILTER DRIERS



Emerson ASD Series Suction Line Filter Driers (Standard Shell)



EMERSON

- Beaded core
- Activated alumina with molecular sieve desiccant
- Suitable for R-22 and R-410A, 500 psig maximum working pressure
- Corrosion resistant epoxy powder paint finish
- Two pressure taps; one each at the inlet and outlet ends
- Solid copper fittings

PART NO	CONNECT SIZE (IN)	CONNECT TYPE	OVERALL LENGTH (IN)	BODY LENGTH (IN)	BODY DIAMETER (IN)	CAPACITY (CUBIC IN)	R-22 AHRI FLOW CAP @1 PSI DROP (TONS)	R-410A AHRI FLOW CAP @1 PSI DROP (TONS)
83-ASD-28S3W	3/8	Sweat ODF	5-9/16	4-1/8	3-11/16	28	2.3	1.6
83-ASD-28S4W	1/2	Sweat ODF	5-11/16	4-1/8	3-11/16	28	3.8	2.6
83-ASD-35S5W	5/8	Sweat ODF	6-1/4	4-3/4	3-11/16	35	5.8	4.0
83-ASD-45S6W	3/4	Sweat ODF	7-3/4	5-9/16	3-11/16	45	7.0	4.8
83-ASD-45S7W	7/8	Sweat ODF	7-15/16	5-9/16	3-11/16	45	9.2	6.3
83-ASD-50S9W	1-1/8	Sweat ODF	8-7/8	6-1/8	3-11/16	50	13.2	9.0
83-ASD-75S11W	1-3/8	Sweat ODF	12-1/4	8-1/4	3-11/16	75	16.2	11.0
83-ASD-75S13W	1-5/8	Sweat ODF	12-3/16	8-1/4	3-11/16	75	17.3	12.0
83-ASD-28F3	3/8	Flare SAE (M/M)	5-9/16	4-1/8	3-11/16	28	-	-
83-ASD-35F5W	5/8	Flare SAE (M/M)	7-9/16	4-3/4	3-11/16	35	4.4	3.0



Emerson ASF Series Suction Line Filters (Standard Shell)



EMERSON

- Filter only; no desiccant. Primary use is for solid contaminant filtering.
- Suitable for R-22 and R-410A, 500 psig maximum working pressure
- Corrosion resistant epoxy powder paint finish
- Two pressure taps; one each at the inlet and outlet ends
- Solid copper fittings

PART NO	CONNECT SIZE (IN)	CONNECT TYPE	OVERALL LENGTH (IN)	BODY LENGTH (IN)	BODY DIAMETER (IN)	CAPACITY (CUBIC IN)	R-22 AHRI FLOW CAP @1 PSI DROP (TONS)	R-410A AHRI FLOW CAP @1 PSI DROP (TONS)
83-ASF-11S4	1/2	Sweat ODF	4-3/8	2-7/8	2-5/8	11	2.6	1.8
83-ASF-11S5	5/8	Sweat ODF	4-5/8	2-7/8	2-5/8	11	4.2	2.9
83-ASF-28S3W	3/8	Sweat ODF	5-9/16	4-1/8	2-5/8	28	2.4	1.6
83-ASF-28S4W	1/2	Sweat ODF	5-11/16	4-1/8	2-5/8	28	4.1	2.8
83-ASF-28S7W	7/8	Sweat ODF	6-1/2	4-1/8	2-5/8	28	-	-
83-ASF-28S9W	1-1/8	Sweat ODF	7-7/16	4-1/8	2-5/8	28	-	-
83-ASF-35S5W	5/8	Sweat ODF	6-1/2	4-3/4	3-11/16	35	6.6	4.5
83-ASF-45S6W	3/4	Sweat ODF	7-3/4	5-9/16	3-11/16	45	9.8	6.7
83-ASF-45S7W	7/8	Sweat ODF	7-15/16	5-9/16	3-11/16	45	12.0	8.2
83-ASF-50S9W	1-1/8	Sweat ODF	8-7/8	6-1/8	5	50	19.0	13.0
83-ASF-64S17V	2-1/8	Sweat ODF	11-3/4	7-5/8	5	64	41.0	28.0
83-ASF-64S21V	2-5/8	Sweat ODF	13	7-7/8	5	64	46	31
83-ASF-75S11W	1-3/8	Sweat ODF	12-1/4	8-1/4	5	75	24.0	16.0
83-ASF-75S13W	1-5/8	Sweat ODF	12-3/16	8-1/4	5	75	15.0	10.0
83-ASF-35F5W	5/8	Flare SAE (M/M)	7-1/2	4-3/4	3-1/2	35	4.7	3.2
83-ASF-45F3W	3/8	Flare SAE (M/M)	7-3/4	5-9/16	3-11/16	45	-	-



FILTER DRIERS



Emerson SFD Series Suction Line Filter Driers (Standard Shell)



- Beaded core
- Activated alumina with molecular sieve desiccant
- Suitable for R-22 and R-410A, 500 psig maximum working pressure
- Two pressure taps; one each at the inlet and outlet ends
- Corrosion resistant epoxy powder paint finish
- Solid copper fittings

PART NO	CONNECT SIZE (IN)	CONNECT TYPE	OVERALL LENGTH (IN)	BODY LENGTH (IN)	BODY DIAMETER (IN)	CAPACITY (CUBIC IN)	R-22 AHRI FLOW CAP @1 PSI DROP (TONS)	R-410A AHRI FLOW CAP @1 PSI DROP (TONS)
83-SFD-08S3W	3/8	Sweat ODF	5-5/16	3-1/8	3-11/16	8	-	-
83-SFD-08S5W	5/8	Sweat ODF	3-15/16	3-1/8	3-11/16	8	-	-
83-SFD-08S6W	3/4	Sweat ODF	4-5/16	3-1/8	3-11/16	8	-	-
83-SFD-13S3W	3/8	Sweat ODF	4	3-11/16	3-11/16	13	2.2	1.5
83-SFD-13S4W	1/2	Sweat ODF	4-15/16	3-11/16	3-11/16	13	3.5	2.4
83-SFD-13S5W	5/8	Sweat ODF	3-15/16	3-11/16	3-11/16	13	4.9	3.3
83-SFD-13S6W	3/4	Sweat ODF	4	3-11/16	3-11/16	13	6.4	4.4
83-SFD-13S7W	7/8	Sweat ODF	4-1/4	3-11/16	3-11/16	13	7.2	4.9
83-SFD-27S6W	3/4	Sweat ODF	5-3/4	3-11/16	3-11/16	27	6.4	4.4
83-SFD-27S7W	7/8	Sweat ODF	6	3-11/16	3-11/16	27	7.5	5.1
83-SFD-27S9W	1-1/8	Sweat ODF	5-13/16	3-11/16	3-11/16	27	8.5	5.8
83-SFD-54S11W	1-3/8	Sweat ODF	10-5/16	3-11/16	3-11/16	54	7.3	5.0
83-SFD-54S13W	1-5/8	Sweat ODF	9-15/16	3-11/16	3-11/16	54	7.4	5.1
83-SFD-08F4W	1/2	Flare SAE (M/M)	5-5/16	3-1/8	3-11/16	8	-	-
83-SFD-13F3W	3/8	Flare SAE (M/M)	4-5/16	3-11/16	3-11/16	13	1.4	1.0
83-SFD-13F4W	1/2	Flare SAE (M/M)	3-15/16	3-11/16	3-11/16	13	2.4	1.6
83-SFD-13F5W	5/8	Flare SAE (M/M)	6-1/8	3-11/16	3-11/16	13	1.4	1.0



Emerson CSFD Series Suction Line Filter Driers (Compact Shell)



- Solid core
- Activated alumina with molecular sieve desiccant
- Suitable for R-22 and R-410A, 400 psig maximum working pressure
- Compact design for short lay-in applications
- Two pressure taps; one each at the inlet and outlet ends
- Corrosion resistant epoxy powder paint finish
- Solid copper fittings

PART NO	CONNECT SIZE (IN)	CONNECT TYPE	OVERALL LENGTH (IN)	BODY LENGTH (IN)	BODY DIAMETER (IN)	CAPACITY (CUBIC IN)	R-22 AHRI FLOW CAP @1 PSI DROP (TONS)	R-410A AHRI FLOW CAP @1 PSI DROP (TONS)
83-CSFD-14S4W	1/2	Sweat ODF	4-1/4	2-3/4	4-5/8	14	2.0	1.4
83-CSFD-14S5W	5/8	Sweat ODF	4-1/2	2-3/4	4-5/8	14	3.6	2.5
83-CSFD-14S6W	3/4	Sweat ODF	4-3/8	2-3/4	4-5/8	14	4.9	3.3
83-CSFD-14S7W	7/8	Sweat ODF	4-9/16	2-3/4	4-5/8	14	5.2	3.6
83-CSFD-14S9W	1-1/8	Sweat ODF	4-7/8	2-3/4	4-5/8	14	7.0	4.8

LIQUID LINE FILTER DRIERS WITH SIGHT GLASS

Sporlan See-All Catch-All Liquid Line Filter Driers with Sight Glass



- Combines the system protection capability of "Catch-All" Filter Driers and monitoring effectiveness of "See All" Sight Glasses into a single easy to install assembly
- Replaces two field-brazed joints
- Reduces installation time and cost
- Minimizes the potential for refrigerant leaks

PART NO	VENDOR PART NO	CONNECT SIZE (IN)	CONNECT TYPE	OVERALL LENGTH (IN)	BODY LENGTH (IN)	BODY DIAMETER (IN)	CAPACITY (CUBIC IN)	R-22 AHRI FLOW CAP @1 PSI DROP (TONS)	R-410A AHRI FLOW CAP @1 PSI DROP (TONS)
CSG-083-S	CSG-083-S	3/8	Sweat ODF	7-3/4	4	2-5/8	8	5.2	5
CSG-163-S	CSG-163-S	3/8	Sweat ODF	9-5/8	5-7/8	2-5/8	16	5.2	5



MUFFLERS – STEEL SHELL



PART NO	CONNECT SIZE (IN)	CONNECT TYPE	OVERALL LENGTH (IN)	SYSTEM CUTOFF LENGTH (IN)	BODY DIAMETER (IN)	REFRIG TYPE	MAX WORKING PRESSURE (PSIG)
PR25083-3-2C	1/4	Sweat ODF	4-5/16	3-5/16	2-1/2	HCFC - R-22,HFC - R-410A	500
PR25083-2-3C	3/8	Sweat ODF	3	1-7/8	2-1/2	HCFC - R-22,HFC - R-410A	500
PM25049-3-3C	3/8	Sweat ODF	4-3/8	3-3/8	2-1/2	HCFC - R-22,HFC - R-410A	500
PR25083-2-4C	1/2	Sweat ODF	3	2-5/8	2-1/2	HCFC - R-22,HFC - R-410A	500
PR3083-4-3C	1/2	Sweat ODF	5	4	3	HCFC - R-22,HFC - R-410A	500
PM3083-5-4C	1/2	Sweat ODF	9-1/8	8-1/8	3	HCFC - R-22,HFC - R-410A	500
PR35083-8-9C	1-1/8	Sweat ODF	10-7/8	8-7/16	3-1/2	HCFC - R-22,HFC - R-410A	500

ACCUMULATORS



- U-tube design allows for maximum flow of refrigerant with minimum pressure drop and oil entrapment
- Inlet flow deflector guides refrigerant toward accumulator wall for smooth flow and gradual expansion
- Accumulators should normally be sized to be capable of holding 50% of the refrigerant charge in TXV systems, and 70% in fixed orifice systems. Proper sizing ensures optimum liquid refrigerant and oil flow back to the compressor
- Powder paint coating exceeds ASTM 500 hour salt spray tests

- Solid copper connections
- Protective screen and orifice assembly protects against foreign particles and contaminants from affecting metering function
- Integral 430°F fuse plug is included as a safety feature for releasing internal system pressure in the event the accumulator is exposed to excessively high temperatures.
- Suitable for R-22 and R-410A, 355 psig design pressure



PART NO	SOLDER FITTING SIZE (IN)	BODY LENGTH (IN)	BODY OD (IN)	R-22 HOLDING CAPACITY @ 40°F (OZ)	R-410A HOLDING CAPACITY @ 40°F (OZ)
VA-31-4S	1/2	9-3/8	3	40	36
VA-31-5S	5/8	9-3/8	3	40	36
VA-35-6S	3/4	13-3/4	3	56	51
VA-35-5S	5/8	13-3/4	3	56	51
PA4065-9-5C	5/8	9-5/8	4	60	53
VPA-589-6SRD	3/4	9-5/8	5	94	86
VPA-589-7SRD	7/8	8-1/8	5	96	87
VPA-5811-7SRD	7/8	11-5/16	5	112	102
VPA-5811-6SRD	3/4	10	5	112	102
VPA-5812-7SRD	7/8	11-3/8	5	128	116
VPA-5815-7SRD	7/8	13-13/16	5	158	144
VPA-5817-7SRD	7/8	15-3/4	5	181	164
VPA-610-9SRD	1-1/8	12-5/8	6	192	175
VA-611-9SRD	1-1/8	13-3/4	6	199	181
VA-611-11SRD	1-3/8	13-3/4	6	208	189
VA-615-11SRD	1-1/8	18	6	288	262

SOLENOID VALVES

Solenoid Valves – Emerson 100RB Series

- Direct-acting, 2-way, normally closed
- Uni-directional only; cannot be converted to bi-flow operation



PART NO	CONNECTION SIZE (IN)	CONNECTION TYPE	VALVE BODY OPTION	OVERALL LENGTH (IN)	CAPACITY R-22 (TONS)
61-100RB2S2VLC	1/4	Sweat ODF	Plain	4-5/8	1.3
61-100RB2S3VLC	3/8	Sweat ODF	Plain	4-5/8	1.3
61-100RB2S4VLC	1/2	Sweat ODF	Plain	4-5/8	1.3
61-100RB2F2VLC	1/4	Flare SAE	Plain	3-1/8	1.3
61-100RB2F3VLC	3/8	Flare SAE	Plain	3-1/2	1.3



SOLENOID VALVES



Solenoid Valves – Emerson 200RB Series (R-22)

- Pilot-operated, 2-way, normally closed
- Can be converted to bi-flow operation using kit 61-KS-30293 (Note: 61-200RB7xxxVLC & 61-200RB9xxxVLC cannot be converted to bi-flow operation)

- Available with optional features as follows:
 - Manual stem for stopping product flow (61-200RBxxxM VLC)
 - Mounting stud (61-200RBxxxTVLC)



PART NO	CONNECTION SIZE (IN)	CONNECTION TYPE	VALVE BODY OPTION	OVERALL LENGTH (IN)	CAPACITY R-22 (TONS)
61-200RB4T3M VLC	3/8	Sweat ODF w/Extended Ends	Manual Stem	4-5/8	5.6
61-200RB4T3TVLC	3/8	Sweat ODF w/Extended Ends	Mounting Stud	4-5/8	5.6
61-200RB3T3VLC	3/8	Sweat ODF w/Extended Ends	Plain	4-5/8	4.8
61-200RB2T3VLC	3/8	Sweat ODF w/Extended Ends	Plain	4-5/8	3.1
61-200RB5T4M VLC	1/2	Sweat ODF w/Extended Ends	Manual Stem	5	8.2
61-200RB5T4TVLC	1/2	Sweat ODF w/Extended Ends	Mounting Stud	5	8.2
61-200RB6T4TVLC	1/2	Sweat ODF w/Extended Ends	Mounting Stud	5	10.0
61-200RB4T4TVLC	1/2	Sweat ODF w/Extended Ends	Mounting Stud	5	5.6
61-200RB4T4VLC	1/2	Sweat ODF w/Extended Ends	Plain	5	5.6
61-200RB3T4VLC	1/2	Sweat ODF w/Extended Ends	Plain	4-5/8	4.8
61-200RB5T5M VLC	5/8	Sweat ODF w/Extended Ends	Manual Stem	6-1/2	8.2
61-200RB6T5TVLC	5/8	Sweat ODF w/Extended Ends	Mounting Stud	6-1/2	10.0
61-200RB7T5TVLC	5/8	Sweat ODF w/Extended Ends	Mounting Stud	6-7/8	15.6
61-200RB5T5TVLC	5/8	Sweat ODF w/Extended Ends	Mounting Stud	6-1/2	8.2
61-200RB5S4TVLC	1/2	Sweat ODF	Mounting Stud	2-3/8	8.2
61-200RB5S5M VLC	5/8	Sweat ODF	Manual Stem	2-3/8	8.2
61-200RB6S5TVLC	5/8	Sweat ODF	Mounting Stud	2-3/8	10.0
61-200RB4F3TVLC	3/8	Flare SAE	Mounting Stud	3-1/8	5.6
61-200RB3F3TVLC	3/8	Flare SAE	Mounting Stud	3-1/8	4.8
61-200RB3F3VLC	3/8	Flare SAE	Plain	3-1/8	4.8
61-200RB5F4M VLC	1/2	Flare SAE	Manual Stem	3-1/2	8.2

Solenoid Valves – Emerson 200RD Series (R-410A & R-22)

- Pilot-operated, 2-way, normally closed
- Can be converted to bi-flow operation using kit KS30387 (Note: 200RD7xxxVLC, 200RD9xxxVLC and 200RD12xxxVLC cannot be converted to bi-flow operation)

- Available with optional features as follows:
 - Manual stem for stopping product flow (200RDxxxM VLC)
 - Mounting stud (200RDxxxTVLC)



PART NO	CONNECTION SIZE (IN)	CONNECTION TYPE	VALVE BODY OPTION	OVERALL LENGTH (IN)	CAPACITY R-22 (TONS)	CAPACITY R-410A (TONS)
200RD2T3TVLC	3/8	Sweat ODF w/Extended Ends	Mounting Stud	4-5/8	3.6	3.4
200RD3T3M VLC	3/8	Sweat ODF w/Extended Ends	Manual Stem	4-5/8	4.8	4.5
200RD3T3TVLC	3/8	Sweat ODF w/Extended Ends	Mounting Stud	4-5/8	4.8	4.5
200RD3T4M VLC	1/2	Sweat ODF w/Extended Ends	Manual Stem	4-5/8	4.8	4.5
200RD3T4TVLC	1/2	Sweat ODF w/Extended Ends	Mounting Stud	4-5/8	4.8	4.5
200RD4T3M VLC	3/8	Sweat ODF w/Extended Ends	Manual Stem	4-5/8	8.0	7.5
200RD4T3TVLC	3/8	Sweat ODF w/Extended Ends	Mounting Stud	4-5/8	8.0	7.5
200RD4T4M VLC	1/2	Sweat ODF w/Extended Ends	Manual Stem	5	8.0	7.5
200RD4T4TVLC	1/2	Sweat ODF w/Extended Ends	Mounting Stud	5	8.0	7.5
200RD4T5M VLC	5/8	Sweat ODF w/Extended Ends	Manual Stem	6-1/2	8.0	7.5
200RD4T5TVLC	5/8	Sweat ODF w/Extended Ends	Mounting Stud	6-1/2	8.0	7.5
200RD5T3M VLC	3/8	Sweat ODF w/Extended Ends	Manual Stem	4-5/8	8.2	7.7
200RD5T3TVLC	3/8	Sweat ODF w/Extended Ends	Mounting Stud	4-5/8	8.2	7.7
200RD5T4M VLC	1/2	Sweat ODF w/Extended Ends	Manual Stem	5	8.2	7.7
200RD5T4TVLC	1/2	Sweat ODF w/Extended Ends	Mounting Stud	5	8.2	7.7
200RD5T5M VLC	5/8	Sweat ODF w/Extended Ends	Manual Stem	6-1/2	8.2	7.7
200RD5T5TVLC	5/8	Sweat ODF w/Extended Ends	Mounting Stud	6-1/2	8.2	7.7
200RD6T4M VLC	1/2	Sweat ODF w/Extended Ends	Manual Stem	5	9.5	8.9

continued on next page



SOLENOID VALVES

Solenoid Valves – Emerson 200RD Series (R-410A & R-22) cont.

PART NO	CONNECTION SIZE (IN)	CONNECTION TYPE	VALVE BODY OPTION	OVERALL LENGTH (IN)	CAPACITY R-22 (TONS)	CAPACITY R-410A (TONS)
200RD6T4TVLC	1/2	Sweat ODF w/Extended Ends	Mounting Stud	5	9.5	8.9
200RD6T5MMLC	5/8	Sweat ODF w/Extended Ends	Manual Stem	6-1/2	9.5	8.9
200RD6T5TVLC	5/8	Sweat ODF w/Extended Ends	Mounting Stud	6-1/2	9.5	8.9

Solenoid Valves – Emerson 240RB Series (R-22)

- Pilot-operated, 2-way, normally closed diaphragm valve
- Uni-directional only. Cannot be converted to bi-flow operation
- Reinforced PTFE diaphragm with woven fiberglass for high temperature applications
- Available with optional features as follows:
 - Manual stem for stopping product flow (61-240RAxxxMMLC)
 - Mounting stud (61-240RAxxxTVLC)



PART NO	CONNECTION SIZE (IN)	CONNECTION TYPE	VALVE BODY OPTION	OVERALL LENGTH (IN)	CAPACITY R-22 (TONS)
61-240RA9T5MMLC	5/8	Sweat ODF w/Extended Ends	Manual Stem	6-7/8	23.3
61-240RA8T5MMLC	5/8	Sweat ODF w/Extended Ends	Manual Stem	6-7/8	15.6
61-240RA8T5TVLC	5/8	Sweat ODF w/Extended Ends	Mounting Stud	6-7/8	15.6
61-240RA9T7MMLC	7/8	Sweat ODF w/Extended Ends	Manual Stem	7-1/8	30.5
61-240RA8T7MMLC	7/8	Sweat ODF w/Extended Ends	Manual Stem	7-1/8	15.6
61-240RA9T7TVLC	7/8	Sweat ODF w/Extended Ends	Mounting Stud	7-1/8	30.5
61-240RA9T9MMLC	1-1/8	Sweat ODF w/Extended Ends	Manual Stem	8-1/2	30.5
61-240RA16T11MMLC	1-3/8	Sweat ODF w/Extended Ends	Manual Stem	11	58.0



Solenoid Coils – Emerson 100RB, 200RB, 240RA and 200RD Solenoid Valves

PART NO	DESCRIPTION
61-AMG120/240V	Solenoid Coil – 120/240VAC, 50/60 Hz
61-AMG120/50-60	Solenoid Coil – 120VAC, 50/60 Hz
61-AMG208/240V	Solenoid Coil – 208V-240VAC, 60Hz; 220VAC, 50 Hz
61-AMG24V	Solenoid Coil – 24VAC, 50/60 Hz

REFRIGERANT BALL VALVES



- Forged brass body with sweat fittings, 100% copper connections
- Reliable leak-free hermetic design
- Suitable for R-22 and R-410A, 650 psig maximum working pressure
- Full internal ports up to 2-1/8 inches
- Suitable for bi-flow operations
- Operating temperature range: -40°F to 250°F
- Optional access valve allows pressure measurement reading

PART NO	VENDOR PART NO	CONNECTION SIZE (IN)	PORT SIZE (IN)	OVERALL LENGTH (IN)	ACCESS VALVE
BVS-014	BVS-014	1/4	1/4	4-3/4	Included
BVE-014	BVE-014	1/4	1/4	4-3/4	Not Included
BVS-038	BVS-038	3/8	3/8	4-3/4	Included
BVE-038	BVE-038	3/8	3/8	4-5/8	Not Included
BVS-012	BVS-012	1/2	1/2	5	Included
BVE-012	BVE-012	1/2	1/2	5	Not Included
BVS-058	BVS-058	5/8	5/8	5	Included
BVE-058	BVE-058	5/8	5/8	5	Not Included
BVS-078	BVS-078	7/8	7/8	6-3/16	Included
BVE-078	BVE-078	7/8	7/8	6-3/16	Not Included
BVS-118	BVS-118	1-1/8	1-1/8	6-11/16	Included
BVE-118	BVE-118	1-1/8	1-1/8	6-11/16	Not Included
BVS-138	BVS-138	1-3/8	1-3/8	9-1/8	Included
BVE-138	BVE-138	1-3/8	1-3/8	9-1/8	Not Included
BVS-158	BVS-158	1-5/8	1-5/8	10-15/16	Included
BVE-158	BVE-158	1-5/8	1-5/8	10-15/16	Not Included



BRASS FITTINGS



Brass Straight Fittings – External Flare to External Flare

PART NO	INLET FLARE SAE SIZE (IN)	OUTLET FLARE SAE SIZE (IN)	CASE QTY	CASE REQ
82-A00325	1/4	1/4	25	Yes
82-A00327	3/8	3/8	25	Yes



Brass Straight Fittings – External Flare to External NPTFE

PART NO	FLARE SAE SIZE (IN)	NPTFE SIZE (IN)	CASE QTY	CASE REQ
82-A04585	1/4	1/4	25	Yes
82-A00330	1/4	1/8	25	Yes
82-A04993	3/8	1/2	25	Yes
82-A01199	3/8	3/8	25	Yes
82-A04780	1/2	1/2	10	Yes
82-A04540	5/8	1/2	10	Yes



Brass Straight Fittings – Internal Flare to External Flare

PART NO	INLET FLARE SAE SIZE (IN)	OUTLET FLARE SAE SIZE (IN)	CASE QTY	CASE REQ
82-A00479	3/8	1/4	15	Yes
82-A00481	1/2	3/8	15	Yes



Brass Straight Fittings – Internal Flare to Internal Flare Straight Fitting

PART NO	INLET FLARE SAE SIZE (IN)	OUTLET FLARE SAE SIZE (IN)	CASE QTY	CASE REQ
82-A13563	1/4	1/4	15	Yes
82-A13565	3/8	3/8	15	Yes



Brass Tee – Three Way (Internal Branch)

PART NO	INLET FLARE SAE SIZE (IN)	OUTLET FLARE SAE SIZE (IN)	BRANCH FLARE SIZE (IN)	CASE QTY	CASE REQ
82-A06330	1/4	1/4	1/4	25	Yes



Brass Tee – Three Way (Internal Branch)

PART NO	INLET FLARE SAE SIZE (IN)	OUTLET FLARE SAE SIZE (IN)	BRANCH FLARE SIZE (IN)	CASE QTY	CASE REQ
82-A00345	1/4	1/4	1/8	25	Yes



Brass Elbows – 90 Degree

PART NO	FLARE SAE SIZE (IN)	NPTFE SIZE (IN)	CASE QTY	CASE REQ
82-A00335	1/4	1/8	25	Yes
82-A04890	1/4	1/4	25	Yes



Brass Forged Flare Tube Nuts

PART NO	TUBE OD (IN)	CASE QTY	CASE REQ
82-A5051	1/4	50	Yes
82-A5052	3/8	25	Yes
82-A5053	1/2	15	Yes
82-A5157	5/8	10	Yes



BRASS FITTINGS

PROTECTIVE CAPS

Novent Caps

NOVENT

- Resist tampering with refrigerant service ports and refrigerant tanks by children and unauthorized personnel
- Corrosion-resistant color-coded caps to identify type of refrigerant and prevent mixing
- O-ring seal provides positive backup for leaking service valves
- Patented design



PART NO	DESCRIPTION
NV-MULTIKEY	Multi Key (Fits All Novent Caps)
NG-R22-10PK	Novent 1/4 in. Cap for R-22 – Green (Pack of 10)
NG-R22-2PK	Novent 1/4 in. Cap for R-22 – Green (Pack of 2)
NG-R22-50PK	Novent 1/4 in. Cap for R-22 – Green (Pack of 50)
NP-R410-10PK	Novent 1/4 in. Cap for R-40A – Pink (Pack of 10)
NP-R410-2PK	Novent 1/4 in. Cap for R-410A – Pink (Pack of 2)
NP-R410-50PK	Novent 1/4 in. Cap for R-410A – Pink (Pack of 50)
NS-UNI-10PK	Novent 1/4 in. Universal Cap – Silver (Pack of 10)
NS-UNI-2PK	Novent 1/4 in. Universal Cap – Silver (Pack of 2)
NS-UNI-50PK	Novent 1/4 in. Universal Cap – Silver (Pack of 50)
86690	Novent 1/4 in. Universal Starter Pack (6 Silver Caps, 1 Multi Key)
NPE-R410-10PK	Novent 5/16 in. EuroCap for R-410A – Pink (Pack of 10)
NG-R22-SDT	Novent Screwdriver Key for R-22 and Universal Cap
NG-R410-SDT	Novent Screwdriver Key for R-410A and R-410A Euro Cap



Protective Cap - Brass Serrated Head

PART NO	FLARE SAE SIZE (IN)	CASE QTY	CASE REQ
82-A16447	1/4	—	—



Brass Sealing Caps – Hex Head Flare Fitting

PART NO	FLARE SAE SIZE (IN)	CASE QTY	CASE REQ
82-A04544	1/4	50	Yes
82-A04545	3/8	25	Yes

COPPER FITTINGS

Copper Gaskets



PART NO	FLARE SAE SIZE (IN)	CASE QTY	CASE REQ
82-A00401	1/4	100	Yes
82-A00402	3/8	100	Yes



Copper Couplings

PART NO	HVACR FITTING SIZE (IN)	PLUMBING FITTING SIZE (IN)	CASE QTY	CASE REQ
82-21803-06	3/8	1/4	50	—
82-21803-08	1/2	3/8	50	—
82-21803-10	5/8	1/2	100	—
82-21803-12	3/4	5/8	50	—
82-21803-14	7/8	3/4	50	—
82-21803-18	1-1/8	1	25	—
82-21803-22	1-3/8	1-1/4	25	—



COPPER FITTINGS



Copper Reducer Couplings

PART NO	HVACR FITTING INLET ID (IN)	HVACR FITTING OUTLET ID (IN)	PLUMBING FITTING INLET ID (IN)	PLUMBING FITTING OUTLET ID (IN)	CASE QTY	CASE REQ
82-21804-08	1/2	3/8	3/8	1/4	50	—
82-21804-10	5/8	1/2	1/2	3/8	100	—
82-21804-12	3/4	5/8	5/8	1/2	100	—
82-21804-14	7/8	3/4	3/4	5/8	100	—
82-21804-18	1-1/8	7/8	1	3/4	25	—
82-21804-22	1-3/8	7/8	1-1/4	3/4	10	—
82-21804-32	1-3/8	1-1/8	1-1/4	1	10	—



Copper 90 Degree Street Elbows (Short Radius)

PART NO	HVACR FITTING SIZE (IN)	PLUMBING FITTING SIZE (IN)	CASE QTY	CASE REQ
82-21802-08	1/2	3/8	50	—
82-21802-10	5/8	1/2	50	—
82-21802-12	3/4	5/8	25	—
82-21802-14	7/8	3/4	25	—
82-21802-18	1-1/8	1	25	—
82-21802-22	1-3/8	1-1/4	25	—



Copper 45 Degree Street Elbows (Short Radius)

PART NO	HVACR FITTING SIZE (IN)	PLUMBING FITTING SIZE (IN)	CASE QTY	CASE REQ
82-21802-28	1/2	3/8	100	—
82-21802-30	5/8	1/2	50	—
82-21802-32	3/4	5/8	50	—
82-21802-34	7/8	3/4	25	—
82-21802-38	1-1/8	1	25	—
82-21802-42	1-3/8	1-1/4	10	—

REFRIGERANT PRESSURE LIMIT CONTROLS



Adjustable High Pressure Limit Control – Auto Reset (Flare Fitting w/Cap Tube)

PART NO	RESET	OPEN PRESSURE (PSIG)	CLOSE PRESSURE (PSIG)	REFRIGERATION CONNECT TYPE	REFRIGERATION CONNECT SIZE (IN)	CAPILLARY TUBE LENGTH (IN)
470005	Auto	100 -400 (Adjustable)	Differential of 40 - 150 from Open Pressure	Flare (Female SAE)	1/4	36



CONTROLS & ELECTRICAL

ICM Head Pressure Controls

ICM Motor Protection Controls

ICM OEM Replacement Control Boards

Liquid-Tight Conduit

Liquid-Tight Conduit Fittings

Fuses & Fuse Holders

Circuit Breakers

Capacitors

Turbo200 Family Capacitors

Contactors

Contactor Replacement

Time Delay Relays

Trouble/Work Lights

“Cheater” Cords & Service Power Cord Taps

Electrical Meters



CURRENT SENSING RELAY



Used with 120V or 230V blower motors, the Current Sensing Relay provides a convenient means of detecting blower activation and then energizing accessory equipment such as humidifiers or electronic air cleaners.

Honeywell

PART NO	DESCRIPTION
32001754-001	Current Sensing Relay

ICM HEAD PRESSURE CONTROLS



47-ICM325HNC ICM Head Pressure Control (120-460V)



- Integral heat pump bypass circuitry allows electronic bypass of speed control
- Eliminates overshoots common to on/off and pressure switch controls
- Helps prevent evaporator freeze-ups, low pressure cut-outs and liquid-slugged compressors in low ambient conditions
- Hard start, low temperature bypass, isolated 24VAC supply
- Controls up to three refrigerant circuits
- Typical application: A/C and heat pumps

PART NO	VENDOR PART NO	V-P-H	CONTROL INPUT VOLT (VAC)	OUTPUT CURRENT MAX (A)	OUTPUT CURRENT MIN (MA)	MOD (°F)	DIM LxWxD (IN)	ACT CROSS REFERENCE	HOFFMAN CROSS REFERENCE	JOHNSON CONTROLS CROSS REF	RANCO CROSS REFERENCE
47-ICM325HNC	ICM325HNC	120-460-1-50,60	18-30	10	100	70-100	4-1/2 x 3 x 1-3/4	FM2000	800, 800A, 800AA	P66	E31
									814-50, 816-10		



47-ICM326HNC / 47-ICM326HM2 ICM Head Pressure Controls (120V,208V,230V)



- Integral heat pump bypass circuitry allows electronic bypass of speed control during heat pump operation
- Built in transformer eliminates cost, reduces installation time and simplifies wiring
- Helps prevent evaporator freeze-ups, low pressure cut-outs and liquid-slugged compressors in low ambient conditions
- Hard start, low temperature cutoff, high temperature bypass
- 47-ICM326HNC: Ideal for line voltage air conditioning and refrigeration
- 47-ICM326HM2: Ideal for low ambient conditions in frozen food, computer rooms, cooling tower, temperature sensitive environments

PART NO	VENDOR PART NO	V-P-H	CONTROL INPUT VOLT (VAC)	OUTPUT CURRENT MAX (A)	OUTPUT CURRENT MIN (MA)	MOD (°F)	DIM LxWxD (IN)	ACT CROSS REFERENCE	HOFFMAN CROSS REFERENCE	JOHNSON CONTROLS CROSS REF	RANCO CROSS REFERENCE
47-ICM326HNC	ICM326HNC	120,208,230-1-50,60	120,208,230	10	100	70 - 100	4-1/2 x 3 x 2	FM4000	800, 800A, 800AA	P66	E31
									814-50, 816-10		
47-ICM326HM2	ICM326HM2	120,208,230-1-50,60	120,208,230	10	100	80 - 105	4-1/2 x 3 x 2	—	—	—	—



47-ICM336/47-ICM337 ICM Head Pressure Controls (Three Phase)



- Temperature, pressure, milliamp or DC voltage input
- True sine wave output
- Modulates voltage and frequency
- LCD display for easy setup and monitoring
- No need to change existing fan motor

PART NO	VENDOR PART NO	LINE INPUT VOLTAGE (VAC)	NO OF PHASES	FREQUENCY (Hz)	OUTPUT MOTOR (HP)	DIMENSIONS LxWxD (IN)	HOFFMAN CROSS REFERENCE	OPTIONAL PRESSURE TRANSDUCER
47-ICM336	ICM336	208,230	3	50,60	1-3	14 x 12-1/2 x 8-1/4	—	47-ICM380
47-ICM337	ICM337	460	3	50,60	1-5	14 x 12-1/2 x 8-1/4	Motormaster III	47-ICM380



ICM HEAD PRESSURE CONTROLS



47-ICM379 Replacement Temperature Probe

- Replacement probe for use with 47-ICM325HNC, 47-ICM326HNC, 47-ICM326HM2, and 47-ICM327HNC with optional heat pump bypass
- Temperature range: 70°F to 100°F
- Lead length: 79 inches

PART NO	VENDOR PART NO	DESCRIPTION
47-ICM379	ICM339	Temperature Probe



47-ICM379 Replacement Temperature Probe

- Optional pressure transducer for 47-ICM336 and 47-ICM337 3-phase head pressure controls
- Pressure range: 0-500 psi
- Lead length: 72 inches
- Connections: 1/4 inch SAE Flare (F) with deflator

PART NO	VENDOR PART NO	DESCRIPTION
47-ICM380	ICM380	Pressure Transducer

ICM MOTOR PROTECTION CONTROLS

ICM THREE PHASE LINE VOLTAGE MONITORS



47-ICM450 Three Phase Voltage Monitor – Programmable

Fully programmable three phase line voltage monitor with 25-fault memory, high temperature LCD display, easy setup, and clear diagnostic readout of system faults. Specifically designed to protect motors and other three phase loads from premature failure and damage due to common voltage faults such as voltage unbalance, over or under voltage, phase loss or reversal, incorrect sequencing, and rapid short cycling.

- Easy to configure – simple push-button setup
- Easy to customize – set points, variables and features are fully adjustable and may be defined by the user while in control SETUP mode
- Independent high and low voltage settings ideal for dual-voltage compressor applications
- Identifies front and back side faults
- Reset mode – choice of auto or manual (lockout)
- Simultaneous voltage display – view all three phases without scrolling
- Universal voltage operation

PART NO	VENDOR PART NO	V-P-H	CONTROL VOLTAGE (VAC)	VOLTAGE UNBALANCE (%)	DELAY ON BREAK TIMER (MIN)	OUTPUT FORM	CONTACT RATING NO (A)	CONTACT RATING NC (A)	DIMENSIONS L x W x D
47-ICM450	ICM450	190-630-3-50,60	18-230	2-25	0.1-5	SPDT	10	6	6-1/2 x 4-1/4 x 1-1/2

PART NO	A-1 CROSS REFERENCE	COPELAND CROSS REFERENCE	DIVERSIFIED CROSS REFERENCE	MOTORS AVER CROSS REFERENCE	SSAC CROSS REFERENCE	TIMEMARK CROSS REFERENCE	WAGNER/DIVERSITECH CROSS REFERENCE
47-ICM450	EAC-800, EAC-8000, EAC-8002	085-0160-00	AC-2020, AC-301, AC-302	455	QLM/QLV	265	DTP-3, WPC-800



ICM MOTOR PROTECTION CONTROLS

ICM THREE PHASE LINE VOLTAGE MONITORS

47-ICM450 Three Phase Voltage Monitor



High performance, low cost model with fully adjustable features. Protects against voltage unbalance, high/low voltage, phase loss, reversal, faulty power, incorrect sequencing and rapid short cycling.

- Seven bright fault LEDs
- Knob-adjustable features and system set points
- Identifies front and back side faults
- Reset mode – choice of auto or manual (lockout)
- Universal voltage operation

PART NO	VENDOR PART NO	V-P-H	CONTROL VOLTAGE (VAC)	VOLTAGE UNBALANCE (%)	DELAY ON BREAK TIMER (MIN)	OUTPUT FORM	CONTACT RATING NO (A)	CONTACT RATING NC (A)	DIMENSIONS L x W x D
47-ICM400	ICM400	190-630-3-50,60	18-230	2-25	0.1-5	SPDT	10	6	6-1/2 x 4-1/4 x 1-1/2

PART NO	A-1 CROSS REFERENCE	COPELAND CROSS REFERENCE	DIVERSIFIED CROSS REFERENCE	MOTORSAYER CROSS REFERENCE	SSAC CROSS REFERENCE	TIMEMARK CROSS REFERENCE	WAGNER/DIVERSITECH CROSS REFERENCE
47-ICM400	EAC-800, EAC-8000, EAC-8002	—	AC-2020, AC-301, AC-302	455	QLM/QLV	265	DTP-3, WPC-800

ICM THREE PHASE LOSS AND REVERSAL PROTECTION MONITORS

The 47-ICM401C and 47-ICM402C are low cost three phase line monitors that provide single side protection against phase loss, phase reversal, and phase unbalance. Ideally suited to protect scroll and screw compressor from reverse protection.

- Bright LED indicators for ON and FAULT
- Easy to install; no adjustments
- Highly reliable passive electronics; epoxy coated for added protection
- Less than 1-second phase loss response
- Automatic reset from a fault condition
- Compact packaging; fits almost anywhere
- Works great with 47-ICM450 for load side monitoring of part winding start motors and multiple compressor systems
- Universal voltage operation

47-ICM401C Three Phase Loss and Reversal Protection Monitor (18-30V Control)



PART NO	VENDOR PART NO	V-P-H	CONTROL VOLTAGE (VAC)	OUTPUT FORM	CONTACT RATING NO (A)	DIMENSIONS L x W x D	MARS CROSS REFERENCE	SUPCO CROSS REFERENCE
47-ICM401C	ICM401C	190-600-3-50,60	18-30	STST	10	3-1/4 x 3 x 1-1/4	32536	TPMP2

47-ICM402C Three Phase Loss and Reversal Protection Monitor (120-230V Control)



PART NO	VENDOR PART NO	V-P-H	CONTROL VOLTAGE (VAC)	OUTPUT FORM	CONTACT RATING NO (A)	DIMENSIONS L x W x D	MARS CROSS REFERENCE	SUPCO CROSS REFERENCE
47-ICM402C	ICM402C	190-600-3-50,60	120,208,230	STST	30	3-1/4 x 3 x 1-1/4	32536	TPMP2



ICM MOTOR PROTECTION CONTROLS

ICM SINGLE PHASE MOTOR PROTECTOR

47-ICM491 Single Phase Motor Protector



A very low cost, highly accurate, rugged, single-phase voltage monitor. It is designed to protect motors from low voltage, power interruptions, high voltage, and/or rapid short cycling.

- LED Indicators:
 - Green for normal conditions
 - Red rapid flash when detecting high or low voltage
 - Red blinking when unit is waiting for end of anti-short cycle delay
- Heavy duty relay output to operate control circuitry or contactor
- 5-second fault interrogation period prevent nuisance trips; Power is interrupted if abnormal for 66% of interrogation time

PART NO	VENDOR PART NO	VOLTAGE (VAC)	NO OF PHASES	FREQUENCY (Hz)	OUTPUT FORM	CONTACT RATING NO (A)	CONTACT RATING NC (A)	DIMENSIONS L x W x D
47-ICM491	ICM491	95-270	1	50,60	SPDT	5	5	3-1/4 x 3 x 1-1/4

PART NO	A-1 CROSS REFERENCE	DIVERSIFIED CROSS REFERENCE	MARS CROSS REFERENCE	WAGNER/DIVERSITECH CROSS REFERENCE
47-ICM491	EAC-401, EAC-402, EAC-403, EAC-404	CV-100-RS, CV-200-RS15, CV-200-RS20	32522, 32524, 32526	DSP-1

ICM OEM REPLACEMENT CONTROL BOARDS


Fan Blower Control 47-ICM270 (Replacement for Robertshaw)



- Dual function fan delay timer
- Controls the circulating fan in heat pump, air conditioning, and forced air systems
- Off delay purges ducts of residual air; On delay allows air to reach the proper comfort level prior to energizing the fan

PART NO	VENDOR PART NO	VOLTAGE (VAC)	FREQUENCY (HZ)	CONTACT RATING NO (V)	CONTACT RATING NO (A)	CONTACT RATING NC (V)	CONTACT RATING NC (A)	BLOWER ON DELAY (SECONDS)	BLOWER OFF DELAY (SECONDS)	ROBERT SHAW CROSS REFERENCE
47-ICM270	ICM270	18-30	60	230	20	230	10	30	90,120,150,180	695-003

Fan Blower Control 47-ICM271 (Replacement for Carrier, Robertshaw)




- Reliable solid state fan blower control
- Specifically designed to replace popular gas furnace centers
- Pin selectable blower delays
- Dual function fan delay timer
- Off delay purges ducts of residual air; On delay allows air to reach the proper comfort level prior to energizing the fan

PART NO	VENDOR PART NO	VOLTAGE (VAC)	FREQUENCY (HZ)	CONTACT RATING NO (V)	CONTACT RATING NO (A)	CONTACT RATING NC (V)	CONTACT RATING NC (A)
47-ICM271	ICM271	18-30	60	120	20	120	10

PART NO	HEAT ON DELAY (SECONDS)	HEAT OFF DELAY (SECONDS)	COOL OFF DELAY (SECONDS)	CARTER CROSS REFERENCE	ROBERTSHAW CROSS REFERENCE
47-ICM271	75	105	90	302075-3, CES0110017, CES0110018 H84AA010, H84AA011, HH84AA012, HH84AA013/020, P771-7002	695-100



ICM OEM REPLACEMENT CONTROL BOARDS



Fan Blower Control 47-ICM275 (Replacement for Carrier, Robertshaw)



- Off delay purges ducts of residual air; On delay allows air to reach the proper comfort level prior to energizing the fan
- Integral short cycle protection

PART NO	VENDOR PART NO	VOLTAGE (VAC)	FREQUENCY (HZ)	HEAT ON DELAY (SECONDS)	HEAT OFF DELAY (SECONDS)	COOL OFF DELAY (SECONDS)	CARRIER CROSS REFERENCE	ROBERTSHAW CROSS REFERENCE
47-ICM275	ICM275	18-30	60	60	60-240	90	CES0110019, HH84AA001, HH84AA003, HH84AA005, HH84AA009, HH84AA014, HH84AA015, HH84AA021	695-101



Furnace Control 47-ICM280 (Replacement for Goodman)



- Microprocessor-based fan blower
- Status LED for fault codes
- Twinning compatible with another 47-ICM280 board

PART NO	VENDOR PART NO	VOLTAGE (VAC)	FREQUENCY (HZ)	CONTACT RATING HIGH (V)	CONTACT RATING HIGH (A)	CONTACT RATING LOW (V)	CONTACT RATING LOW (A)	CONTACT RATING MOTOR (V)	CONTACT RATING MOTOR (HP)	CONTACT RATING INDUCER (V)
47-ICM280	ICM280	98-132	60	230	20	230	10	230	2	230

PART NO	CONTACT RATING INDUCER (A)	CONTACT RATING GAS VALVE (V)	CONTACT RATING GAS VALVE (A)	CONTACT RATING IGNITOR (V)	CONTACT RATING IGNITOR (A)	GOODMAN CROSS REFERENCE	UTEC CROSS REFERENCE	WHITE-RODGERS CROSS REFERENCE
47-ICM280	7	24	1	120	5	B1809906, B1809908, B1809910, B1809913, B1809913S	1012-933D	50T35-730 50T35-743



Furnace Control 47-ICM300 (Replacement for Carrier, etc.)



- Low cost, time and temperature defrost
- HOLD input tracks compressor run times
- Fixed defrost time; Pin-selectable intervals
- Test pins reduce test time by 256x

PART NO	VENDOR PART NO	VOLTAGE (VAC)	FREQ (HZ)	OUTPUT FORM	CONTACT RATING NO (A)	DEFROST TIME (MINUTES)	DEFROST INTERVAL (MINUTES)	ACROAIRE CROSS REFERENCE	AMANA CROSS REFERENCE	ARTESIAN CROSS REFERENCE	CARRIER CROSS REFERENCE
47-ICM300	ICM300	18-30	50,60	Relay - SPST-NO	1	10	30,60,90	32312-00 3232140	C6430-1 C64310-1	10321-00	621

PART NO	COLEMAN CROSS REFERENCE	GOODMAN CROSS REFERENCE	HEIL QUAKER CROSS REFERENCE	HONEYWELL CROSS REFERENCE	ICP CROSS REFERENCE	INTERTHERM CROSS REFERENCE	LENNOX CROSS REFERENCE	ROBERTSHAW CROSS REFERENCE	SNYDER CROSS REFERENCE	TOD CROSS REFERENCE	W-R CROSS REFERENCE
47-ICM300	3030A374	B12260-06	HQ1052757	ST74A1004,	1052757 ST74A1020 ST74A1038	6208800	33G9501	TD-10	1395-329 DT2-1000	26E-10	90-621



Defrost Control 47-ICM301 (Replacement for ICM, etc.)



- Low cost, time and temperature defrost
- HOLD input accumulates actual compressor run times
- Sensor input for defrost terminate
- Fixed defrost time; Pin-selectable intervals
- Test pins reduce test time by 256x

PART NO	VENDOR PART NO	VOLTAGE (VAC)	FREQUENCY (HZ)	OUTPUT FORM	CONTACT RATING NO (A)	DEFROST TIME (MINUTES)	DEFROST INTERVAL (MINUTES)	GOETTI CROSS REFERENCE	ICM CROSS REFERENCE
47-ICM301	ICM301	18-30	50,60	Relay - SPST-NO	1	10	30,60,90	305007	DFOSP24A2



ICM OEM REPLACEMENT CONTROL BOARDS



Defrost Control 47-ICM302 (Replacement for Nordyne)



- Low cost, time and temperature defrost
- Fixed defrost time; Pin-selectable intervals
- Test pins reduce test time by 256x
- Integral short cycle protection

PART NO	VENDOR PART NO	VOLTAGE (VAC)	FREQ (HZ)	OUTPUT FORM	CONTACT RATING NO (A)	DEFROST TIME (MINUTES)	DEFROST INTERVAL (MINUTES)	ANTI-SHORT CYCLE TIME (MINUTES)	ICM CROSS REFERENCE	NORDYNE CROSS REFERENCE
47-ICM302	ICM302	18-30	50,60	Relay - SPST-NO	1	10	30,60,90	5	DFORB-AB1004	621301A,621579B 621579C,917178



Defrost Control 47-ICM307 (Replacement for Lennox, Ranco)



- Low cost, time and temperature defrost
- HOLD input tracks compressor run times
- Fixed defrost time; Pin-selectable intervals
- Test pins reduce test time by 256x
- Integral short cycle protection

PART NO	VENDOR PART NO	VOLTAGE (VAC)	FREQ (HZ)	OUTPUT FORM	CONTACT RATING NO (A)	DEFROST TIME (MINUTES)	DEFROST INTERVAL (MINUTES)	ANTI-SHORT CYCLE TIME (MINUTES)	FAST CROSS REFERENCE	LENNOX CROSS REFERENCE	RANCO CROSS REFERENCE
47-ICM307	ICM307	18-30	50,60	Relay - SPST-NO	1	10	30,60,90	3	1093410	86G16	DT2



Defrost Control 47-ICM315 (Replacement for Ranco)



- Solid state replacement for Ranco E-15
- Reliable thermistor-type sensor is less susceptible to breakage, easier to mount
- Fixed defrost time; Pin-selectable intervals
- Test pins reduce test time by 256x

PART NO	VENDOR PART NO	VOLTAGE (VAC)	FREQ (HZ)	OUTPUT FORM	CONTACT RATING NO (A)	CONTACT RATING NC (A)	DEFROST TIME (MINUTES)	DEFROST INTERVAL (MINUTES)	AVION CROSS REFERENCE	RANCO CROSS REFERENCE
47-ICM315	ICM315	24,120,230	50,60	Relay - SPST-NO	20	10	10	30,45,90	DFT100	E-15




Defrost Control 47-ICM318 (Replacement for Goodman)



- Direct replacement for Goodman B1226008
- Low cost, time and temperature defrost
- HOLD input tracks compressor run times
- Fixed defrost time; Pin-selectable intervals
- Test pins reduce test time by 256x

PART NO	VENDOR PART NO	VOLTAGE (VAC)	FREQ (HZ)	CONTACT RATING MOTOR (V)	CONTACT RATING MOTOR (HP)	CONTACT RATING STRIP HEAT REV VALVE (V)	CONTACT RATING STRIP HEAT REV VALVE (A)	DEFROST TIME (MINUTES)	DEFROST INTERVAL (MINUTES)	GOODMAN CROSS REFERENCE	ICM CROSS REFERENCE
47-ICM318	ICM318	18-30	50,60	230	1/2	24	1	10	30,60,80	B1226008	W1001-4



Defrost Control 47-ICM319 (Replacement for Nordyne)



- Low cost, time and temperature defrost
- Recycle function melts frost on coils
- Fixed defrost time; Pin-selectable intervals
- Test pins reduce test time by 256x
- Integral short cycle protection

PART NO	VENDOR PART NO	VOLTAGE (VAC)	FREQ (HZ)	CONTACT RATING MOTOR (V)	CONTACT RATING MOTOR (HP)	CONTACT RATING STRIP HEAT REV VALVE (V)	CONTACT RATING STRIP HEAT REV VALVE (A)	DEFROST TIME (MINUTES)	DEFROST INTERVAL (MINUTES)	ICM CROSS REFERENCE	NORDYNE CROSS REFERENCE
47-ICM319	ICM319	18-30	50,60	230	1/2	24	1	10	30,60,80	DFORB24A2300	624519A



ICM OEM REPLACEMENT CONTROL BOARDS



Defrost Control 47-ICM320 (Replacement for Carrier)



- Direct replacement for Carrier HK32FA006 and HK25SZ359A
- Low cost, time and temperature defrost
- Fixed defrost time; Pin-selectable intervals
- Test pins reduce test time by 256x

PART NO	VENDOR PART NO	VOLTAGE (VAC)	FREQ (HZ)	CONTACT RATING MOTOR (V)	CONTACT RATING MOTOR (HP)	CONTACT RATING STRIP HEAT REV VALVE (V)	CONTACT RATING STRIP HEAT REV VALVE (A)	DEFROST TIME (MINUTES)	DEFROST INTERVAL (MINUTES)	CARRIER CROSS REFERENCE
47-ICM320	ICM320	18-30	50,60	Relay - SPST-NO	2	230	1/2	10	30,50,90	HK25SZ359A HK32FA006



Defrost Control 47-ICM321 (Replacement for Carrier)



- Low cost, time and temperature defrost
- Fixed defrost time; Pin-selectable intervals
- Test pins reduce test time by 256x
- Integral short cycle protection

PART NO	VENDOR PART NO	VOLTAGE (VAC)	FREQ (HZ)	OUTPUT FORM	CONTACT RATING NO (A)	CONTACT RATING NC (A)	DEFROST TIME (MINUTES)	DEFROST INTERVAL (MINUTES)	ANTI-SHORT CYCLE TIME (MINUTES)	CARRIER CROSS REFERENCE
47-ICM321	ICM321	18-30	50,60	Relay - SPDT-NO/NC	20	10	10	30,50,90	5	CES010063-00, CES0110063-01 CES0110063-02, CES0110063-02A CES0130024-01, 150-83-6A



Defrost Control 47-ICM322 (Replacement for Carrier)



- Low cost, time and temperature defrost
- Fixed defrost time; Pin-selectable intervals
- Test pins reduce test time by 256x

PART NO	VENDOR PART NO	VOLTAGE (VAC)	FREQUENCY (HZ)	CONTACT RATING NO (A)	CONTACT RATING NC (A)	DEFROST TIME (MINUTES)	DEFROST INTERVAL (MINUTES)	CARRIER CROSS REFERENCE
47-ICM322	ICM322	18-30	50,60	20	10	10	30,50,90	CES0130024-00

LIQUID-TIGHT CONDUIT



Liquid-Tight Conduit (Flexible Non-Metallic)

PART NO	DESCRIPTION
8431	Liquid-Tight Flexible Non-Metallic Conduit (1/2 in. x 100 ft.)
8432	Liquid-Tight Flexible Non-Metallic Conduit (3/4 in. x 100 ft.)
PD455009	Liquid-Tight Flexible Non-Metallic Conduit (1 in. x 100 ft.)

LIQUID-TIGHT CONDUIT FITTINGS



Liquid-Tight Conduit Fittings – Straight

PART NO	DESCRIPTION		
455005	Liquid-Tight Conduit Fitting - 1/2 in. Straight	25	Yes
PD455007	Liquid-Tight Conduit Fitting - 3/4 in. Straight	50	Yes



Liquid-Tight Conduit Fittings – Straight (Quick Twist)

PART NO	DESCRIPTION		
455001	Liquid-Tight Conduit Fitting - 1/2 in. Straight (Quick Twist)	25	Yes
455003	Liquid-Tight Conduit Fitting - 3/4 in. Straight (Quick Twist)	25	Yes



LIQUID-TIGHT CONDUIT FITTINGS



Liquid-Tight Conduit Fittings – 90 Degrees

PART NO	DESCRIPTION		
PD455006	Liquid-Tight Conduit Fitting - 1/2 in. 90 Degree	10	Yes
PD455008	Liquid-Tight Conduit Fitting - 3/4 in. 90 Degree	50	Yes



Liquid-Tight Conduit Fittings – 90 Degrees (Quick Twist)

PART NO	DESCRIPTION		
455002	Liquid-Tight Conduit Fitting - 1/2 in. 90 Degree (Quick Twist)	10	Yes
455004	Liquid-Tight Conduit Fitting - 3/4 in. 90 Degree (Quick Twist)	10	Yes

FUSES & FUSE HOLDERS



Fuses – Branch Circuit (RK5 Cartridge Type)

- RK5 Dual-Element Time Delay branch circuit fuses
- Maximum interrupting rating: 200,000A RMS Symmetrical

PART NO	FUSE MOUNTING (CARTRIDGE)	CURRENT RATING (A)	MAX VOLT RATING (VAC)	OVERALL LENGTH (IN)	DIAMETER (IN)	EDISON CROSS REFERENCE	BUSSMAN CROSS REFERENCE	GOULD CROSS REFERENCE	LITTELFUSE CROSS REFERENCE	DIVERSITECH CROSS REFERENCE
44-ECNR-15-10PK	Ferrule	15	250	2	9/16	ECNR15	FRN-R-15	TR15	FLNR15	7-CRNR15
44-ECNR-20-10PK	Ferrule	20	250	2	9/16	ECNR20	FRN-R-20	TR20	FLNR20	7-CRNR20
44-ECNR-25-10PK	Ferrule	25	250	2	9/16	ECNR25	FRN-R-25	TR25	FLNR25	7-CRNR25
44-ECNR-30-10PK	Ferrule	30	250	2	9/16	ECNR30	FRN-R-30	TR30	FLNR30	7-CRNR30
44-ECNR-35-10PK	Ferrule	35	250	3	13/16	ECNR35	FRN-R-35	TR35	FLNR35	7-CRNR35
44-ECNR-40-10PK	Ferrule	40	250	3	13/16	ECNR40	FRN-R-40	TR40	FLNR40	7-CRNR40
44-ECNR-45-10PK	Ferrule	45	250	3	13/16	ECNR45	FRN-R-45	TR45	FLNR45	7-CRNR45
44-ECNR-50-10PK	Ferrule	50	250	3	13/16	ECNR50	FRN-R-50	TR50	FLNR50	7-CRNR50
44-ECNR-60-10PK	Ferrule	60	250	3	13/16	ECNR60	FRNR-R-60	TR60	FLNR60	7-CRNR60
44-ECNR-100-5PK	Knife w/Rejection	100	250	5-7/8	1-1/16	ECNR100	FRN-R-100	TR100	FLNR100	—
44-ECSR-20-10PK	Ferrule	20	600	5	13/16	ECSR20	FRS-R-20	TRS20	FLSR20	—
44-ECSR-30-10PK	Ferrule	30	600	5	13/16	ECSR30	FRS-R-30	TRS30	FLSR30	—
44-ECSR-60-10PK	Ferrule	60	600	5-1/2	1-1/16	ECSR60	FRS-R-60	TRS60	FLSR60	—
44-ECSR-100-5PK	Knife w/Rejection	100	600	7-7/8	1-7/64	ECSR100	FRS-R-100	TRS100	FLSR100	—
44-ECSR-125-1PK	Knife w/Rejection	125	600	9-5/8	1-19/32	ECSR125	FRS-R-125	TRS125	FLSR125	—

FUSES – CONTROL CIRCUIT

All control circuit fuses are sold in packs of five.



Fuses – Control Circuit (Glass – Fast Acting 20 mm/0.788 in.)

PART NO	CURRENT RATING (A)	MAX VOLT RATING (VAC)	OVERALL LENGTH (IN)	DIAMETER (IN)	BUSSMAN CROSS REF	GOULD CROSS REF	LITTELFUSE CROSS REF
44-GMA1A-5PK	1	250	0.788 (20 mm)	0.197 (5 mm)	GMA1A	GGM1A	235-1
44-GMA2A-5PK	2	250	0.788 (20 mm)	0.197 (5 mm)	GMA2A	GGM2A	235-2
44-GMA3A-5PK	3	250	0.788 (20 mm)	0.197 (5 mm)	GMA3A	GGM3A	235-3
44-GMA5A-5PK	5	125	0.788 (20 mm)	0.197 (5 mm)	GMA5A	GGM5A	235-5



FUSES & FUSE HOLDERS

FUSES – CONTROL CIRCUIT

All control circuit fuses are sold in packs of five.



Fuses – Control Circuit (Ceramic – Fast Acting 1-1/4 in.)

PART NO	CURRENT RATING (A)	MAX VOLT RATING (VAC)	OVERALL LENGTH (IN)	DIAMETER (IN)	BUSSMAN CROSS REF	GOULD CROSS REF	LITTELFUSE CROSS REF
44-ABC1-5PK	1	250	1-1/4	1/4	ABC-1	GAB1	314-1
44-ABC2-5PK	2	250	1-1/4	1/4	ABC2	GAB2	314-2
44-ABC3-5PK	3	250	1-1/4	1/4	ABC3	GAB3	314-3
44-ABC5-5PK	5	250	1-1/4	1/4	ABC5	GAB5	314-5
44-ABC10-5PK	10	250	1-1/4	1/4	ABC10	GAB10	314-10
44-ABC15-5PK	15	250	1-1/4	1/4	ABC15	GAB15	314-15
44-ABC20-5PK	20	250	1-1/4	1/4	ABC20	GAB20	314-20
44-ABC25-5PK	25	125	1-1/4	1/4	ABC25	GAB25	314-25
44-ABC30-5PK	30	125	1-1/4	1/4	ABC30	GAB30	314-30



Fuses – Control Circuit (Glass – Fast Acting 1-1/4 in.)

PART NO	CURRENT RATING (A)	MAX VOLT RATING (VAC)	OVERALL LENGTH (IN)	DIAMETER (IN)	BUSSMAN CROSS REF	GOULD CROSS REF	LITTELFUSE CROSS REF
44-AGC1-5PK	1	250	1-1/4	1/4	AGC1	GGC1	312-1
44-AGC2-5PK	2	250	1-1/4	1/4	AGC2	GGC2	312-2
44-AGC3-5PK	3	125	1-1/4	1/4	AGC3	GGC3	312-3
44-AGC4-5PK	4	125	1-1/4	1/4	AGC4	GGC4	312-4
44-AGC5-5PK	5	125	1-1/4	1/4	AGC5	GGC5	312-5
44-AGC7-5PK	7	125	1-1/4	1/4	AGC7	GGC7	312-7
44-AGC10-5PK	10	125	1-1/4	1/4	AGC10	GGC10	312-10
44-AGC15-5PK	15	32	1-1/4	1/4	AGC15	GGC15	312-15
44-AGC20-5PK	20	32	1-1/4	1/4	AGC20	GGC20	312-20
44-AGC25-5PK	25	32	1-1/4	1/4	AGC25	GGC25	312-25
44-AGC30-5PK	30	32	1-1/4	1/4	AGC30	GGC30	312-30



Fuses – Control Circuit (Glass - Time Delay 1-1/4 in.)

PART NO	CURRENT RATING (A)	MAX VOLT RATING (VAC)	OVERALL LENGTH (IN)	DIAMETER (IN)	BUSSMAN CROSS REF	GOULD CROSS REF	LITTELFUSE CROSS REF
44-MDL1-5PK	1	250	1-1/4	1/4	MDL1	GDL1	313-1
44-MDL2-5PK	2	250	1-1/4	1/4	MDL2	GDL2	313-2
44-MDL3-5PK	3	250	1-1/4	1/4	MDL3	GDL3	313-3
44-MDL5-5PK	5	250	1-1/4	1/4	MDL5	GDL5	313-5
44-MDL7-5PK	7	250	1-1/4	1/4	MDL7	GDL7	313-7
44-MDL10-5PK	10	32	1-1/4	1/4	MDL10	GDL10	313-10
44-MDL15-5PK	15	32	1-1/4	1/4	MDL15	GDL15	313-15
44-MDL20-5PK	20	32	1-1/4	1/4	MDL20	GDL20	313-20
44-MDL25-5PK	25	32	1-1/4	1/4	MDL25	GDL25	313-25
44-MDL30-5PK	30	32	1-1/4	1/4	MDL30	GDL30	313-30



Fuses – Control Circuit (Blade Type – Automotive)

PART NO	CURRENT RATING (A)	MAX VOLT RATING (VAC)	EDISON CROSS REF	BUSSMAN CROSS REF	LITTELFUSE CROSS REF
44-ATC2-5PK	2	36	ATC2	ATC-2	AT02
44-ATC3-5PK	3	36	ATC3	ATC-3	AT03
44-ATC5-5PK	5	36	ATC-5	ATC-5	AT05



FUSES & FUSE HOLDERS



Fuse Display

- Display is available with or without fuses
- Display with fuses includes one pack of all 1-1/4 in. and 20 mm control fuses

PART NO	DESCRIPTION
86-ERFS	Fuse Display (Includes Fuses)
86-ERFS-E	Fuse Display (Empty)

ZEBRA INSTRUMENTS FUSE & FUSE HOLDER PRODUCTS

Fuse Holders and Fuses – Glass Type

PART NO	DESCRIPTION
ZFH02	Fuse Holders and Fuses - Glass Type (3A & 5A)



Fuse Holders and Fuses – Automotive Blade Type

Includes four lead connected fuse holders for automotive blade type fuses. Also includes two 3A and two 5A fuses and butt splice connectors.

PART NO	DESCRIPTION
ZFH01	Fuse Holders and Fuses - Automotive Blade Type (3A & 5A)



Fuses – Control Circuit (Blade Type – Automotive)

PART NO	DESCRIPTION
ZFP03	Fuse - 3A Blade Type - Automotive (25 Pack)
ZFP05	Fuse - 5A Blade Type - Automotive (25 Pack)
ZFPAS	Fuse Assortment - 3A, 5A, 10A, 15A, 30A Blade Type - Automotive (25 Pack)



Automatic Reset Fuses

Special resetting fuses fit automotive blade type fuse holder. Automatically resets when system short or overload is corrected.

PART NO	DESCRIPTION
ZRF03	Automatic Reset Fuses - 3A/24V 40VA (2 pack)
ZRF05	Automatic Reset Fuses - 5A/24V 75VA (2 pack)



Fuse Holders and Fuses – Heavy-Duty MAXI Size

PART NO	DESCRIPTION
ZFH06	Fuse Holders & Fuses - Heavy-Duty (40A) MAXI Size Plastic



Zebra Surge Protection Kit

Clamps surges, spikes and transients on the line voltage supply to help protect electronic circuit boards and electrical components.

PART NO	DESCRIPTION
ZSURP	Zebra Surge Protection Kit



FUSE PULLERS

Fuse Pullers

- Insulated handles rated up to 600V
- 87-FP-2 for 13/32 to 13/16 inch diameter cartridge shape fuses
- 87-FP-3 for 1 to 1-3/4 inch diameter cartridge shape fuses

PART NO	DESCRIPTION
87-FP-2	Fuse Puller (13/32 in. to 13/16 in.)
87-FP-3	Fuse Puller (1 in. to 1-3/4 in.)





CIRCUIT BREAKERS



Circuit Breakers – GE (THQP Series)

PART NO	MFG PART NO	TYPE	MOUNTING STYLE	MAX VOLT RATING (VACO)	CURRENT RATING (A)	NO OF POLES
425015	THQP120	THQP	Panelboard	230	20	1
425017	THQP250	THQP	Panelboard	230	50	2



Circuit Breakers – GE (THQC Series)

PART NO	MFG PART NO	TYPE	MOUNTING STYLE	MAX VOLT RATING (VACO)	CURRENT RATING (A)	NO OF POLES
42-20224-09	THQC2160WL	THQC	DIN Rail	230	60	2



Circuit Breakers – Siemens (Various)

PART NO	MFG PART NO	TYPE	MOUNTING STYLE	MAX VOLT RATING (VACO)	CURRENT RATING (A)	NO OF POLES
425022	D120	D	Panelboard	230	20	1
425018	Q120	Q	Panelboard	230	20	1
425021	Q260	QP	Panelboard	230	60	2



Circuit Breakers – Cutler-Hammer (Various)

PART NO	MFG PART NO	TYPE	MOUNTING STYLE	MAX VOLT RATING (VACO)	CURRENT RATING (A)	NO OF POLES
425007	BR120	BR	Panelboard	230	20	1
425004	CH120	CH	Panelboard	230	20	1



Circuit Breakers – Connecticut Electric/Unique Breakers, Inc. (Various)

PART NO	MFG PART NO	TYPE	MOUNTING STYLE	MAX VOLT RATING (VACO)	CURRENT RATING (A)	NO OF POLES
425035	TB220	TB	Panelboard	230	20	2
425037	TB250	TB	Panelboard	230	50	2
425029	UBIP-120	UBIP	Specialty	230	20	1
425031	UBIP260	UBIP	Specialty	230	60	2
425032	UBIZ20	UBIZ	Specialty	230	20	1
425034	UBIZ260	UBIZ	Specialty	230	60	2

CIRCUIT BREAKERS

MINI CIRCUIT BREAKERS FOR CONTROL CIRCUITS

Mini Circuit Breakers for Control Circuits – Supco

- Temporary push button circuit breakers for use with 24V control circuits
- Includes 18 inch leads with 1/4 inch female spade terminals



PART NO	DESCRIPTION
POP3	Circuit Breaker - Control Board (3A)
POP5	Circuit Breaker - Control Board (5A)



CIRCUIT BREAKERS

MINI CIRCUIT BREAKERS FOR CONTROL CIRCUITS



Mini Circuit Breakers for Control Circuits – Zebra Instruments



- Mini circuit breakers for use with 24V control circuits
- White button clearly pops out if breaker trips (wait two minutes to reset)
- Includes grommet for mounting in a 5/8 in. round hole
- Includes adapters to connect in place of blade type automotive fuse

PART NO	DESCRIPTION
ZK003	Circuit Breaker - Control Circuit (3A)
ZK005	Circuit Breaker - Control Circuit (5A)

SINGLE OVAL CAPACITORS



Certified to the highest level of UL 810; tested and approved for 5,000 AFC.



PART NO	CAPACITANCE (uF)	VOLTAGE (VAC)
PF433401	3	370
PF433427	4	370
PF433402	5	370
PF433421	5	440
PF433403	7.5	370
PF433433	7.5	440
PF433404	10	370
PF433422	10	440
PF433405	12.5	370
PF433406	15	370
PF433407	20	370
PF433410	35	370

TURBO200 FAMILY CAPACITORS



There are over 200 different dual value motor-run capacitors used in air conditioning service work, and it is almost impossible to carry all of these on a truck. With the Turbo 200 and Turbo 200X universal replacement capacitors, you'll always have the correct dual value motor-run capacitor when you need it! The Turbo200 is manufactured using patented capacitor technology, which allows a metalized film capacitor to be "tapped" with a built-in common or ground connection and eliminates the necessity of separate capacitors or packaging two or more capacitors in one can.

- Certified to the highest level of UL 810; tested and approved for 10,000 AFC
- Offers the same high reliability as other single and dual run capacitors
- Enclosed in metal can; internally protected, fluid-filled motor run capacitor
- Takes the guesswork out of inventory purchases; eliminates the need for 98% of motor run capacitor inventory

Turbo200

The Turbo200 motor-run capacitor has a capacitance range of 2.5 - 65.0 uF, and is rated for use up to 440V. Replaces more than 200 dual capacitors used for HVAC and maintenance work.



PART NO	DESCRIPTION
439100	Turbo200 Capacitor



TURBO200 FAMILY CAPACITORS



Turbo200X

The Turbo200X motor-run capacitor and has a capacitance range of 2.5 - 97.5 uF, and is rated for up to 440V. Replaces many of the higher range of capacitors used in scroll compressors and higher efficiency A/C units.

PART NO	DESCRIPTION
439101	Turbo200X Capacitor



Turbo200 MINI

The Turbo MINI motor-run capacitor has a capacitance range of 2.5 - 15 uF, and is rated for up to 440V. Permanent replacement for up to fourteen popular "fan-sized" values.

PART NO	DESCRIPTION
439102	Turbo200 MINI Capacitor



Turbolytic50 Start Capacitor

The Turbolytic50 motor-start capacitor has a capacitance range of 21-324 uF, and is rated for use at 125-330V.

PART NO	DESCRIPTION
TurboLytic50	Universal Motor Start Capacitor - 302/330 MFD



TurboMeter

See the dual values develop simultaneously on the screen as you create the ratings needed.

PART NO	DESCRIPTION
439103	TurboMeter (DSC)

CONTACTORS



- Competitively sourced to bring you the quality contactors at the best possible price!
- Includes manual test switch; minimum two quick connect shunt terminals at each power terminal



PART NO	COIL VOLTAGE (VAC)	NO OF POLES	MOTOR FLA RATING @230V (A)	MOTOR LRA RATING @230V (A)	RESISTIVE RATING @230V (A)	MOTOR FLA RATING @460V (A)	MOTOR LRA RATING @460V (A)	RESISTIVE RATING @460V (A)	MOTOR FLA RATING @575V (A)	MOTOR LRA RATING @575V (A)	RESISTIVE RATING @575V (A)
PF425066	24	1	30	180	40	30	150	40	30	120	40
PF425068	24	2	30	180	40	30	150	40	30	120	40
PF425069	24	2	40	240	50	40	200	50	40	120	50
PF425070	24	3	40	240	50	40	200	50	40	160	50



CONTACTOR REPLACEMENT



SureSwitch Contactor Replacement

Up to five times longer life compared to traditional mechanical contactors

- Microprocessor control nearly eliminates contact welding and pitting
- Sealed to keep out ants and debris
- Protects compressor from brownouts and short cycling
- Short cycle protection, 0 or 180 seconds (selectable)
- Tricolor diagnostic LED displays
- Zero chatter latching relay
- Random start delay on power up and brownout recovery
- Compressor test and cycle count by pushbutton
- Four-hole mounting matches mechanical contactors

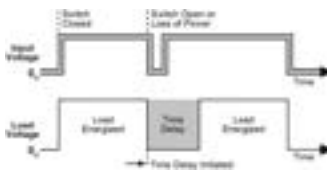
White
Rodgers

PART NO	COIL VOLTAGE (VAC)	MOTOR FLA RATING AT 230V (A)	MOTOR LRA RATING AT 230V (A)
49P11-843	24	30	150

TIME DELAY RELAYS

Time Delay Relays – On Delay on Break (Anti-Short Cycle)

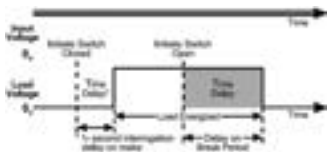
Upon application of power, the load is energized. When the control switch opens or there is loss of power, the load is de-energized and the delay period begins. The load will not start again during the delay period. Restart occurs after the delay period has elapsed. Common applications include protecting equipment from damage which may be caused by the rapid short cycling of compressors.



PART NO	TIME DELAY ADJUSTMENT	BREAK TIME DELAY (SECONDS)	BREAK TIME DELAY (MINUTES)	VOLTAGE RATING (VAC)	CURRENT RATING STEADY STATE (A)	ELECTRICAL CONNECTIONS
42-ICM200F	Fixed	180	3	18-30	1.5	Stripped Wire Leads
42-ICM205	Fixed	42	5	18-30	1.5	1/4 in. Quick Connects
42-ICM201F	Fixed	300	5	18-30	1.5	Stripped Wire Leads
42-ICM201	Fixed	300	5	18-30	1.5	1/4 in. Quick Connects
42-ICM203	Variable	1.5 - 600	0.03 - 10	18-230	1.5	1/4 in. Quick Connects

Time Delay Relay – Off Delay on Break (Post Purge Timer)

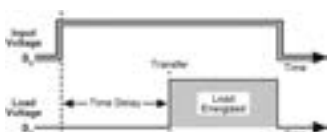
Power must be applied before and during the time delay period. When the initiate contact closes, the load energizes and remains energized as long as the initiate contact is closed. The time delay begins when the initiate contact opens. At the end of the time delay period, the load is turned off. If the initiate contact recloses during the time delay period, the load remains energized and the time delay is reset to zero. Removal of input power during the delay turns off the load and resets the time delay to zero. A one second interrogation delay is provided to avoid nuisance trips. Common applications include control of the blower at the end of heating/cooling cycles to purge ducts of residual conditioned air.



PART NO	TIME DELAY ADJUSTMENT	BREAK TIME DELAY (SECONDS)	BREAK TIME DELAY (MINUTES)	VOLTAGE RATING (VAC)	CURRENT RATING STEADY STATE (A)	ELECTRICAL CONNECTIONS
47-ICM253	Variable	12 - 390	0.2 - 6.5	18-30	1	1/4 in. Quick Connects

Time Delay Relays – On Delay on Make (Staging)

When power is applied to the input, the time delay begins. After the time delay is complete, the load energizes. Common applications include staggering multiple motor loads to reduce power surges.



PART NO	TIME DELAY ADJUSTMENT	BREAK TIME DELAY (SECONDS)	BREAK TIME DELAY (MINUTES)	VOLTAGE RATING (VAC)	CURRENT RATING STEADY STATE (A)	ELECTRICAL CONNECTIONS
42-ICM102FB	Variable	1.5 - 600	0.03 - 10	18-230	1.5	Stripped Wire Leads
42-ICM102	Variable	1.5 - 600	0.03 - 10	18-230	1.5	1/4 in. Quick Connects



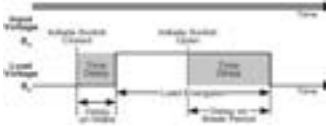
TIME DELAY RELAYS



Time Delay Relay – On Delay on Make/Off Delay on Break (Pre/Post Purge Timers)



Power must be applied before and during the time delay period. When the initiate contact closes, the delay on make period begins. The load then energizes and remains energized as long as the initiate contact is closed. The delay on break period begins when the initiate contact opens. At the end of the time delay, the load is turned off. If the initiate contact recloses during the time delay, the load remains energized and the time delay is reset to zero. Removal of input power during the delay turns off the load and resets the time delay to zero. Common applications include control of the blower during heating/cooling cycles to let air reach proper temperature before turning on the blower, and to purge ducts of residual condition air.



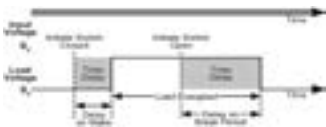
PART NO	TIME DELAY ADJUSTMENT	MAKE TIME DELAY (SECONDS)	BREAK TIME DELAY (SECONDS)	MAKE TIME DELAY (MINUTES)	BREAK TIME DELAY (MINUTES)	VOLTAGE RATING (VAC)	CURRENT RATING STEADY STATE (A)	ELECTRICAL CONNECTIONS
42-ICM254	Variable	1 - 180	12 - 390	0.02 - 3	0.2 - 6.5	18-30	1	1/4 in. Quick Connects



Time Delay Relay – On Delay on Make/Off Delay on Break (Pre/Post Purge Timer) – Board Mount



PART NO	TIME DELAY ADJUSTMENT	MAKE TIME DELAY (SECONDS)	BREAK TIME DELAY (SECONDS)	MAKE TIME DELAY (MINUTES)	BREAK TIME DELAY (MINUTES)	VOLTAGE RATING (VAC)	CURRENT RATING STEADY STATE (A)	ELECTRICAL CONNECTIONS
42-ICM255	Fixed	60	60	1	1	18-230	20	1/4 in. Quick Connects



Time Delay Relay – Bypass Timer



- Designed to bypass a control or device during startup; typically used to bypass a low pressure switch during compressor heat pump startup or to bypass an oil pressure switch upon startup
- Helps eliminate nuisance lockouts
- With power applied to the input, the load energized immediately and remains energized for the length of the time delay, regardless of the state of the switch being bypassed
- At the end of the time delay, the condition of the load is determined by the state of the switch



PART NO	TIME DELAY ADJUSTMENT	BYPASS TIME DELAY (SECONDS)	BYPASS TIME DELAY (MINUTES)	VOLTAGE RATING (VAC)	CURRENT RATING STEADY STATE (A)	ELECTRICAL CONNECTIONS
42-ICM175	Variable	10 - 1000	0.17 - 16.6	18-230	1	1/4 in. Quick Connects

TROUBLE/WORK LIGHTS

Incandescent Trouble/Work Lights



PART NO	VENDOR	VENDOR PART NO	LENGTH (FT)	JACKET COLOR	JACKET TYPE	CONDUCTOR SIZE (AWG)	MALE PLUG TYPE	FEMALE PLUG TYPE	NO OF FEMALE PLUGS	SWITCH
86-05857-00	Coleman Cable	05857-00-02	25	Yellow	SJEOW	16	Grounded	Incandescent Trouble Light w/Grounded Outlet	1	Yes
86-05858-00	Coleman Cable	05858-00-02	50	Yellow	SJEOW	16	Grounded	Incandescent Trouble Light w/Grounded Outlet	1	Yes
D12923025	Century Wire & Cable	D12923025	25	Orange	SJTW	12	Grounded (Lighted)	Incandescent Trouble Light w/Grounded Outlet	1	Yes
D12925025	Century Wire & Cable	D12925025	25	Blue	SJTW	12	Grounded (Lighted)	Incandescent Trouble Light w/Grounded Outlet	1	Yes



TROUBLE/WORK LIGHTS



Incandescent Trouble/Work Lights

PART NO	VENDOR	VENDOR PART NO	LENGTH (FT)	JACKET COLOR	JACKET TYPE	CONDUCTOR SIZE (AWG)	MALE PLUG TYPE	FEMALE PLUG TYPE	NO OF FEMALE PLUGS	SWITCH
D12812025	Century Wire & Cable	D12812025	6	Orange	SJTW	16	Grounded (Lighted)	Fluorescent Trouble Light w/Grounded Outlet	1	Yes

“CHEATER” CORDS & SERVICE POWER CORD TAPS



ZD001 Male Fused “Cheater” Power Cord

A significantly safer way to use a 120V source to test motors, blower and other system components. Heavy duty alligator terminals connect to component under test, and male plug connects to outlet.

- Lighted plug to indicate live circuit
- 72 in. cord with grounded male plug
- 5A fuse installed; 10A spare fuse also included



PART NO	DESCRIPTION
ZD001	Zebra Male Fused “Cheater” Power Cord



ZD002 Female Fused Service Power Tap

A significantly safer way to obtain a temporary 120V source while servicing. Heavy duty alligator terminals connect to live component and provide power to female plug.

- Lighted plug to indicate live circuit or overvoltage
- 24 in. cord with grounded male plug
- 5A fuse installed; 10A spare fuse also included



PART NO	DESCRIPTION
ZD002	ZebraDapter Female Fused Service Power Tap

ELECTRICAL METERS



CL1000 Digital Clamp-On Multimeter

- Auto/Manual range
- Data hold
- Maximum/minimum value measurement
- Backlit LDC display and worklight
- DC voltage (V): 4 / 400 +0.5%; 1000 +0.8%
- AC voltage (V): 400m / 750 + 2.0%
- DC current (A): 400μ / 2000μ +1.2%
- AC current (A): 400μ +2%; / 2000 μ +1.5%; 40μ +2.9%; 400 +1.9%
- Resistance (ohms): 400 / 4M +1%; 40M +2.0%
- Audible continuity tester
- Diode tester
- Magnetic mount
- Includes electrical probe set and carrying case



PART NO	VENDOR PART NO	DESCRIPTION
CL1000	CL1000	Digital Clamp-On Multimeter



ELECTRICAL METERS



87-DM350 (DM350) Digital Multimeter

cps[®]

- Auto range
- Data hold
- Maximum/minimum value measurement
- Backlit LCD display; four large characters
- Auto power-off
- DC voltage (V): 200m / 2 / 20 / 200 / 600 ±0.7%
- AC voltage (V): 200m / 2 / 20 / 200 / 600 ±0.7%
- DC current (A): 200μ / 2000μ / 20m / 200m ±1.2%; 2 / 10 ±2.0%
- AC current (A): 200μ / 2000μ / 20m / 200m ±1.5%; 2 / 10 ±3.0%
- Resistance (ohms): 200 / 2k / 20k / 200k / 2M ±1.2%; 20M ±2.0%
- Temperature: -20 to 1000°C ±3.0%, 0°F to 1800°F ±3.0%
- Capacitance (F): 20n / 200n / 2μ / 20μ / 200μ / 2000μ ±4.0%
- Audible continuity tester
- Diode tester
- Transistor hFE tester
- Includes electrical probe set and thermocouple

PART NO	VENDOR PART NO	DESCRIPTION
87-DM350	DM350	Digital Multimeter



87-AC450 (AC450) Digital Open-Jaw Multimeter

cps[®]

- Auto/Manual range
- Data hold
- Maximum/minimum value measurement
- Backlit LDC display; four large characters
- DC voltage (V): 4 / 40 / 400 +0.8%; 1000 +1.0%
- AC voltage (V): 4 / 40 / 400/ 700, + 1.2%
- DC current (A): 400 / 600 / 1000 +3.0%
- AC current (A): 400 / 600 +2.5%; 600 / 1000 +3.0%
- Resistance (ohms): 400 /4k / 400k / 400k / 4M / 400M +2.0%
- Audible continuity tester
- Diode tester
- Includes electrical probe set and carrying case

PART NO	VENDOR PART NO	DESCRIPTION
87-AC450	AC450	Digital Open-Jaw Multimeter



Short-Pro Short Finder Tool – 24V

Finds 24V shorts quickly. Connects across 24V fuse holder. Lighted LED indicates short (trips at 3A). Disconnect briefly to reset.



PART NO	VENDOR PART NO	DESCRIPTION
ZSPRT	ZSPRT	Short-Pro Short Finder Tool - 24V



GAS & OIL HEATING

Reznor Unit Heaters
Mercury Flame Sensor Switches
Pilot Tubing & Fittings
Thermocouples
Hot Surface Ignitors (HSI)
Ignition Modules
Burner Nozzles
Fuel Oil Filters
Combustion Air & Ventilation Systems
Draft Controls
Oil Tank Parts



REZNOR UNIT HEATERS



Reznor UDAP Series Unit Heaters

REZNOR

Reznor® V3 series model UDAP gas-fired unit heaters have a refreshing new appearance with a glossy white cabinet finish, unique Reznor mitered corner, and less visible hardware. The low voltage terminal strip on the outside of the cabinet makes connecting control wiring easy with no panels to remove. The addition of a "G" terminal to the strip, along with the new design of the circuit board, allows for fan only operation (without adding relays). All units have a factory installed gas line nipple to the exterior of the cabinet for easy gas service connection.

The preeminent new internal feature is the T-CORE2® heat exchanger and single burner combustion system. Other standard features include a single-stage gas valve, multi-try direct spark ignition with 100% lockout, pressure switch to verify vent flow, resiliently isolated venter motor, venter wheel with improved housing, resiliently isolated axial fan and motor assembly, and a high temperature limit control. Sizes 30-125 also include a flame rollout safety switch.

- Sizes 30-125 certified for residential heating applications
- Sizes 30-400 certified for commercial/industrial heating applications
- 82-83% thermal efficient; TOP in its class!
- 50-60°F rise range
- Open fan motor with internal overload protection
- Transformer for 24V controls
- Integrated circuit board with diagnostic indicator lights
- Fan relay (included on the circuit board)
- Multi-try direct spark ignition with 100% lockout
- Single-stage gas valve (field adjustable for operation to 9,000 ft elevation)
- Vibration/noise isolated fan and venter motors; designed for low noise operation
- 2-point and 4-point suspension standard on all sizes
- External terminal strip for 24V wiring
- External gas connection
- Full fan guard; engineered for safety
- Improved cabinet design with less visible hardware and a NEW Reznor appearance
- Toll-Free Technical Support: 800-695-1901

PART NO	INPUT (MBH)	OUTPUT (MBH)	NO OF BLOWERS	BLOWER SIZE (IN)	WEIGHT (LBS)	LENGTH (IN)	WIDTH (IN)	HEIGHT (IN)	VENT DIA (IN)	VOLTAGE (V)	FUEL TYPE	LP CONV KIT
RZUDAP03050000	30	25	1	10	54	26	26-5/8	12-1/8	3	120	Nat Gas	RZ201727
RZUDAP04550000	45	37	1	10	59	26	26-5/8	12-1/8	3	120	Nat Gas	RZ201727
RZUDAP06050000	60	50	1	12	67	27	26-5/8	15-1/8	3	120	Nat Gas	RZ201728
RZUDAP07550000	75	62	1	12	72	27-5/8	26-5/8	15-1/8	4	120	Nat Gas	RZ201728
RZUDAP10050000	105	87	1	16	96	28-5/8	26-5/8	23-1/8	4	120	Nat Gas	RZ202938
RZUDAP12550000	120	100	1	16	101	28-5/8	26-5/8	23-1/8	4	120	Nat Gas	RZ202938
RZUDAP15050000	150	125	1	18	172	42	38	20-1/8	5	120	Nat Gas	RZ201730
RZUDAP17550000	175	145	1	18	187	42	38	20-1/8	5	120	Nat Gas	RZ201730
RZUDAP20050000	200	166	1	18	187	42	38	20-1/8	5	120	Nat Gas	RZ201731
RZUDAP22550000	225	187	1	20	203	42	38	26-1/8	5	120	Nat Gas	RZ201731
RZUDAP25050000	250	208	1	20	215	42	38	26-1/8	5	120	Nat Gas	RZ201731
RZUDAP30050000	300	249	1	24	269	42	41	34-1/8	6	120	Nat Gas	RZ201732
RZUDAP35050000	350	291	1	24	294	42	41	34-1/8	6	120	Nat Gas	RZ201732
RZUDAP40050000	400	332	1	24	306	42	41	34-1/8	6	120	Nat Gas	RZ201732

MERCURY FLAME SENSOR SWITCHES



MERCURY FLAME SENSOR SWITCHES – PLUG-IN

Mercury flame sensors should only be replaced by cross-referencing the original mercury flame sensor model, or based on the recommendation of the OEM equipment manufacturer. They cannot be replaced by the gas valve model number.

62-30A46-5 (30A46-5) Mercury Flame Sensor Switch

**White
Rodgers**

PART NO	VENDOR PART NO	DESCRIPTION
62-30A46-5	30A46-5	White-Rodgers Gas Valve Series: 25G01 and 25D46



PILOT TUBING



PART NO	DESCRIPTION
803007	Pilot Tubing (Aluminum) - 1/4 in. O.D. x 50 ft.
803008	Pilot Tubing (Aluminum) - 1/4 in. O.D. x 5 ft. w/Fittings

PILOT TUBE COMPRESSION FITTINGS



Pilot Tube Compression Fittings – Breakaway Ferrule Type

PART NO	VENDOR	VENDOR PART NO	TUBING SIZE OD (IN)	FITTING SIZE (OD TPI)	CASE QTY	CASE REQ
625026	Invensys	4590-069	1/4	7/16-28	15	Yes
625030	Uni-Line	4590-067	3/16	3/8-28	15	Yes

THERMOCOUPLES



Thermocouples – White-Rodgers H06E Series

PART NO	VENDOR PART NO	CAPILLARY TUBE LENGTH (IN)	BULB LENGTH (IN)	BULB DIA (IN)	BULB END CONNECTIONS	GAS VALVE END FITTING OD (IN)	CASE QTY	CASE REQ
62-25113-01	H06E018	18	2-11/64	3/16	Nut, Push-in Clip	11/32	10	Yes
62-25113-02	H06E024	24	2-11/64	3/16	Nut, Push-in Clip	11/32	10	Yes
62-25113-03	H06E036	36	2-11/64	3/16	Nut, Push-in Clip	11/32	10	Yes



Thermocouples – Honeywell Q340 Series

PART NO	VENDOR PART NO	CAPILLARY TUBE LENGTH (IN)	BULB LENGTH (IN)	BULB DIA (IN)	BULB END CONNECTIONS	GAS VALVE END FITTING OD (IN)	CASE QTY	CASE REQ
62-25079-95	Q340A1074	24	2-11/64	3/16	Nut, Adapter, Push-in Clip	11/32	10	Yes
62-25079-96	Q340A1082	30	2-11/64	3/16	Nut, Adapter, Push-in Clip	11/32	10	Yes
62-25079-97	Q340A1090	36	2-11/64	3/16	Nut, Adapter, Push-in Clip	11/32	10	Yes



Thermocouples – Honeywell Q390 Series

PART NO	VENDOR PART NO	CAPILLARY TUBE LENGTH (IN)	BULB LENGTH (IN)	BULB DIA (IN)	BULB END CONNECTIONS	GAS VALVE END FITTING OD (IN)	CASE QTY	CASE REQ
62-25079-01	Q390A1095	18	2-11/64	3/16	Nut, Adapter, Push-in Clip	11/32	10	Yes
62-25079-02	Q390A1046	24	2-11/64	3/16	Nut, Adapter, Push-in Clip	11/32	10	Yes
62-25079-03	Q390A1053	30	2-11/64	3/16	Nut, Adapter, Push-in Clip	11/32	10	Yes
62-25079-04	Q390A1061	36	2-11/64	3/16	Nut, Adapter, Push-in Clip	11/32	10	Yes



THERMOCOUPLES



Thermocouples – Robertshaw 217 Series

PART NO	VENDOR PART NO	CAPILLARY TUBE LENGTH (IN)	BULB LENGTH (IN)	BULB DIA (IN)	BULB END CONNECTIONS	GAS VALVE END FITTING OD (IN)	CASE QTY	CASE REQ
21724B	21724	24	2-11/64	3/16	Nut, Adapter, Push-in Clip	11/32	100	—
21730B	21730B	30	2-11/64	3/16	Nut, Adapter, Push-in Clip	11/32	100	—
21748B	21748B	48	2-11/64	3/16	Nut, Adapter, Push-in Clip	11/32	100	—

HOT SURFACE IGNITORS (HSI)



767A-382 Hot Surface Ignitor (HSI - Silicon Carbide)

White
Rodgers.

PART NO	VENDOR PART NO	ELEMENT MATERIAL	HEAT UP TIME (S)	IGNITION TEMP (°F)	WIRE LENGTH (IN)
767A-382	767A-382	Silicon Carbide	17	1800	5-1/4



767A-383 Hot Surface Ignitor (HSI - Silicon Carbide)

White
Rodgers.

PART NO	VENDOR PART NO	ELEMENT MATERIAL	HEAT UP TIME (S)	IGNITION TEMP (°F)	WIRE LENGTH (IN)
767A-383	767A-383	Silicon Carbide	17	1800	5-1/4



767A-384 Hot Surface Ignitor (HSI - Silicon Carbide)

White
Rodgers.

PART NO	VENDOR PART NO	ELEMENT MATERIAL	HEAT UP TIME (S)	IGNITION TEMP (°F)	WIRE LENGTH (IN)
767A-384	767A-384	Silicon Carbide	17	1800	5-1/4



625019 (41-401) Hot Surface Ignitor (HSI - Silicon Carbide)

Robertshaw.

PART NO	VENDOR PART NO	ELEMENT MATERIAL	HEAT UP TIME (S)	IGNITION TEMP (°F)	WIRE LENGTH (IN)
625019	41-401	Silicon Carbide	17	2150	4-1/2



625020 (41-409) Hot Surface Ignitor (HSI - Silicon Carbide)

Robertshaw.

PART NO	VENDOR PART NO	ELEMENT MATERIAL	HEAT UP TIME (S)	IGNITION TEMP (°F)	WIRE LENGTH (IN)
625020	41-409 (271 NORTON)	Silicon Carbide	17	2150	4-1/2



625024 (41-412) Hot Surface Ignitor (HSI - Silicon Carbide)

Robertshaw.

PART NO	VENDOR PART NO	ELEMENT MATERIAL	HEAT UP TIME (S)	IGNITION TEMP (°F)	WIRE LENGTH (IN)
625024	41-412	Silicon Carbide	17	2150	5-1/4



21D64-1 – Silicon Nitride Hot Surface Ignitor (HSI) Upgrade Kit

White
Rodgers.

The 21D64-1 upgrade kit is designed to upgrade existing non-integrated HSI systems from a silicon carbide to a silicon nitride ignitor. The power module included with the kit connects the new nitride ignitor to the existing module. It steps down and regulates the voltage to the ignitor to approximately 80 volts for proper operation.

- Robust ignitor design for longer life and fewer callbacks
- Universal bracket fits most furnaces
- 5-year limited warranty

PART NO	VENDOR PART NO	ELEMENT MATERIAL	HEAT UP TIME (S)	IGNITION TEMP (°F)	WIRE LENGTH (IN)
21D64-1	21D64-1	Silicon Nitride	20	2000	12



HOT SURFACE IGNITORS (HSI)



21D64-2 – Silicon Nitride Hot Surface Ignitor (HSI) Upgrade Kit

White-Rodgers.

The 21D64-2 upgrade kit is designed to easily upgrade existing integrated or non-integrated HSI systems from a silicon carbide to a silicon nitride ignitor. No separate power module is required.

- Robust ignitor design for longer life and fewer callbacks
- Universal bracket fits most furnaces
- 5-year limited warranty

PART NO	VENDOR PART NO	ELEMENT MATERIAL	HEAT UP TIME (S)	IGNITION TEMP (°F)	WIRE LENGTH (IN)
21D64-2	21D64-2	Silicon Nitride	17	2101	14-1/2

IGNITION MODULES



625010 (780-001) Intermittent Pilot Ignition Module

Robertshaw.

PART NO	PRE-PURGE TIME	TRIAL FOR IGNITION (S)	NO OF TRIALS FOR IGNITION (S)	FLAME SENSING	TERMINALS
625010	0	Indefinite	—	Integrated or Non-Integrated	24V (TH), PV, (OPT) SENSOR, ACCESSORY TERM E3, MV, MV/PV, TR, GROUND, IGNITOR



620044 (5059-134) Intermittent Pilot Ignition Module

Robertshaw.

A 24V control that generates ignition sparks for intermittent pilot applications. It is energized by the thermostat on a call for heat. Once flame is established, the control senses the flame and stops sparking. If the pilot flame is extinguished during a call for heat, the relight control will begin sparking immediately upon sensing absence of flame. The control delivers very low current sparks at approximately 6,000V. Module should only be applied to systems which already incorporate the necessary pilot safety control system.

PART NO	VENDOR PART NO	DESCRIPTION
620044	5059-134	Ignition Module - Intermittent Pilot



625013 (785-001) Intermittent Pilot Ignition Module

Robertshaw.

A 24V or 120V control that generates ignition sparks for intermittent pilot applications. It is energized by the thermostat on a call for heat. Once flame is established, the control senses the flame and stops sparking. If the pilot flame is extinguished during a call for heat, the relight control will begin sparking within 0.8 seconds upon sensing absence of flame. The control delivers very low current sparks at approximately 15,000V. Includes flame sensor, ignition cable and mounting brackets. Module should only be applied to systems which already incorporate the necessary pilot safety control system.

PART NO	VENDOR PART NO	DESCRIPTION
625013	785-001	Ignition Control Module - Intermittent Pilot



50A55-843 HSI Ignition Module

White-Rodgers.

The 50A55-843 Universal Replacement Module for Integrated HSI (Silicon Carbide) employs a microprocessor which continually monitors, analyzes and controls the proper operation of the gas burner, inducer and fan. This module will replace most of the White-Rodgers 50A5x-xxx integrated ignition modules as well as many competitive models. Kit Includes:

- Mounting hardware
- Extensive cross-reference guide
- Additional jumper wires
- Wiring harness and a jumper for Trane applications
- Terminals for powering a humidifier and electronic air cleaner

PART NO	VENDOR PART NO	PRE-PURGE TIME (S)	HEAT-UP TIME (S)	TRIAL FOR IGNITION (S)	NO OF TRIALS FOR IGNITION	FLAME SENSING	TERMINALS
50A55-843	50A55-843	30	Programmable	4	3 (per hour)	Integrated (Through Ignitor)	COOL, HEAT, PARK, PARK, LINE, XFMR, EAC, HUM, IND, IGN, IND N, IGN N, MV, RO2, PS, MV, GND, HL1, TR, ROI, TH, FP, HLO, WN, Y, W, R, G, C



IGNITION MODULES



50E47-843 HSI Ignition Module



Replaces all White-Rodgers 50E47-xxx modules and many competitive models.

Kit Includes:

- Program keys
- Mounting hardware
- Extensive cross-reference guide
- Color-coded timing label

PART NO	VENDOR PART NO	PRE-PURGE TIME (S)	HEAT-UP TIME (S)	TRIAL FOR IGNITION (S)	NO OF TRIALS FOR IGNITION	FLAME SENSING	TERMINALS
50E47-843	50E47-843	Prog	Prog	Prog	Prog	Non-Integrated (Separate Flame Sensor)	MV2, TR, GND, TH, MV1, L2, HS2, FP, L1, HSI



50D50-842 DSI Ignition Module



The 50D50-842 Universal Replacement for Non-Integrated DSI will replace many competitive models. These modules are designed to give dealers and service technicians reduced inventory. Provide a complete diagnostic system, thus making installation easier with fewer callbacks. Kit Includes:

- Program keys
- Mounting hardware
- Extensive cross-reference guide
- Color-coded timing label

PART NO	VENDOR PART NO	PRE-PURGE TIME (S)	HEAT-UP TIME (S)	TRIAL FOR IGNITION (S)	NO OF TRIALS FOR IGNITION	FLAME SENSING	TERMINALS
50D50-842	50D50-842	Prog	—	Prog	Prog	Integrated or Non-Integrated	MV, VAL, TR, TH, GND, FLY LEAD, SPARK, FLAME

BURNER NOZZLES



- Brass construction for maximum resistance to corrosion
- Manufactured with rolled threads to avoid metal chips and burrs
- All nozzles are sold complete with a sintered filter for maximum protection against orifice clogging
- 100% tested to verify design flow rate and spray angle



Burner Nozzles – Oil Burners (Type A)




Hollow Cone Type A nozzles are mainly used on burners with a hollow cone air pattern. The droplet distribution is concentrated on the outside of the cone and results in good ignition and low-noise combustion

PART NO	TYPE	SPRAY PATTERN	FLOWRATE (GPH)	SPRAY ANGLE (DEGREES)
PD595146	A	Hollow Spray	0.50	70
5080A	A	Hollow Spray	0.50	80
PD595164	A	Hollow Spray	0.50	90
595147	A	Hollow Spray	0.55	80
595148	A	Hollow Spray	0.55	90
6080A	A	Hollow Spray	0.60	80
6570A	A	Hollow Spray	0.65	70
6580A	A	Hollow Spray	0.65	80
595001	A	Hollow Spray	0.75	30
595025	A	Hollow Spray	0.75	45
595026	A	Hollow Spray	0.75	60
595027	A	Hollow Spray	0.75	70
595028	A	Hollow Spray	0.75	80
595029	A	Hollow Spray	0.75	90

continued on next page



BURNER NOZZLES



Burner Nozzles – Oil Burners (Type A) – continued



PART NO	TYPE	SPRAY PATTERN	FLOWRATE (GPH)	SPRAY ANGLE (DEGREES)
595004	A	Hollow Spray	0.80	30
595040	A	Hollow Spray	0.80	45
595041	A	Hollow Spray	0.80	60
595042	A	Hollow Spray	0.80	70
8570A	A	Hollow Spray	0.80	70
595043	A	Hollow Spray	0.80	80
595044	A	Hollow Spray	0.80	90
595007	A	Hollow Spray	0.85	30
595055	A	Hollow Spray	0.85	45
595056	A	Hollow Spray	0.85	60
595057	A	Hollow Spray	0.85	70
595058	A	Hollow Spray	0.85	80
595059	A	Hollow Spray	0.85	90
595010	A	Hollow Spray	0.90	30
595070	A	Hollow Spray	0.90	45
595071	A	Hollow Spray	0.90	60
595072	A	Hollow Spray	0.90	70
595073	A	Hollow Spray	0.90	80
595074	A	Hollow Spray	0.90	90
595015	A	Hollow Spray	1.00	30
595095	A	Hollow Spray	1.00	45
595096	A	Hollow Spray	1.00	60
595097	A	Hollow Spray	1.00	70
595098	A	Hollow Spray	1.00	80
595099	A	Hollow Spray	1.00	90
595020	A	Hollow Spray	1.10	30
595120	A	Hollow Spray	1.10	45
595121	A	Hollow Spray	1.10	60
PD595122	A	Hollow Spray	1.10	70
595123	A	Hollow Spray	1.10	80
595124	A	Hollow Spray	1.10	90



Burner Nozzles – Oil Burners (Type B)



Solid Cone Type B nozzles produce a spray that distributes fairly uniformly throughout the complete pattern. Provides smooth ignition and efficient combustion, particularly in larger burners.

PART NO	TYPE	SPRAY PATTERN	FLOWRATE (GPH)	SPRAY ANGLE (DEGREES)
59-22709-08	B	Solid Spray	0.50	70
6060B	B	Solid Spray	0.60	60
59-22709-09	B	Solid Spray	0.60	70
6080B	B	Solid Spray	0.60	80
6560B	B	Solid Spray	0.65	60
6570B	B	Solid Spray	0.65	70
595145	B	Solid Spray	0.65	80
595002	B	Solid Spray	0.75	30
595030	B	Solid Spray	0.75	45
595031	B	Solid Spray	0.75	60
595032	B	Solid Spray	0.75	70
595033	B	Solid Spray	0.75	80
7580B	B	Solid Spray	0.75	80

continued on next page



BURNER NOZZLES



Burner Nozzles – Oil Burners (Type B) – continued



PART NO	TYPE	SPRAY PATTERN	FLOWRATE (GPH)	SPRAY ANGLE (DEGREES)
595034	B	Solid Spray	0.75	90
595005	B	Solid Spray	0.80	30
595045	B	Solid Spray	0.80	45
595046	B	Solid Spray	0.80	60
595047	B	Solid Spray	0.80	70
595048	B	Solid Spray	0.80	80
595049	B	Solid Spray	0.80	90
595008	B	Solid Spray	0.85	30
595060	B	Solid Spray	0.85	45
595061	B	Solid Spray	0.85	60
59-22709-04	B	Solid Spray	0.85	70
595062	B	Solid Spray	0.85	70
595063	B	Solid Spray	0.85	80
59-18056-02	B	Solid Spray	0.85	80
595064	B	Solid Spray	0.85	90
595011	B	Solid Spray	0.90	30
595075	B	Solid Spray	0.90	45
595076	B	Solid Spray	0.90	60
595077	B	Solid Spray	0.90	70
595078	B	Solid Spray	0.90	80
595079	B	Solid Spray	0.90	90
PD595016	B	Solid Spray	1.00	30
595100	B	Solid Spray	1.00	45
595101	B	Solid Spray	1.00	60
59-22709-05	B	Solid Spray	1.00	70
595102	B	Solid Spray	1.00	70
595103	B	Solid Spray	1.00	80
595104	B	Solid Spray	1.00	90
595021	B	Solid Spray	1.10	30
595125	B	Solid Spray	1.10	45
595126	B	Solid Spray	1.10	60
595127	B	Solid Spray	1.10	70
595128	B	Solid Spray	1.10	80
595129	B	Solid Spray	1.10	90
59-22709-06	B	Solid Spray	1.20	70
59-22709-07	B	Solid Spray	1.35	70
17580B	B	Solid Spray	1.75	80



Burner Nozzles – Oil Burners (Type B – Del-O-Flo)



Solid Cone Type B Del-O-Flo style nozzles are low-capacity nozzles designed to minimize plugging problems associated with very low flow rates. The special interior design flushes contaminants and limits build-up. The Del-O-Flo Type B nozzle satisfactorily interchanges with other hollow and solid cone nozzles.

PART NO	TYPE	SPRAY PATTERN	FLOWRATE (GPH)	SPRAY ANGLE (DEGREES)
59-22709-12	B (Del-O-Flo)	Solid Spray	0.50	70
59-22709-13	B (Del-O-Flo)	Solid Spray	0.60	70
59-22709-10	B (Del-O-Flo)	Solid Spray	0.75	70
59-22709-11	B (Del-O-Flo)	Solid Spray	0.85	70



BURNER NOZZLES



Burner Nozzles – Oil Burners (Type W)



Type W All Purpose nozzles are neither truly hollow nor solid. These nozzles frequently can be used in place of either solid or hollow cone nozzles above 0.40 GPH regardless of the burner's air pattern.

PART NO	TYPE	SPRAY PATTERN	FLOWRATE (GPH)	SPRAY ANGLE (DEGREES)
PD595149	W	All Purpose	0.60	80
595003	W	All Purpose	0.75	30
595036	W	All Purpose	0.75	60
595037	W	All Purpose	0.75	70
595038	W	All Purpose	0.75	80
595039	W	All Purpose	0.75	90
595006	W	All Purpose	0.80	30
595050	W	All Purpose	0.80	45
595051	W	All Purpose	0.80	60
595052	W	All Purpose	0.80	70
595053	W	All Purpose	0.80	80
595054	W	All Purpose	0.80	90
PD595009	W	All Purpose	0.85	30
595065	W	All Purpose	0.85	45
595066	W	All Purpose	0.85	60
595067	W	All Purpose	0.85	70
595068	W	All Purpose	0.85	80
595069	W	All Purpose	0.85	90
595012	W	All Purpose	0.90	30
595080	W	All Purpose	0.90	45
595081	W	All Purpose	0.90	60
595082	W	All Purpose	0.90	70
595083	W	All Purpose	0.90	80
595084	W	All Purpose	0.90	90
595017	W	All Purpose	1.00	30
595105	W	All Purpose	1.00	45
595106	W	All Purpose	1.00	60
595107	W	All Purpose	1.00	70
PD595108	W	All Purpose	1.00	80
595109	W	All Purpose	1.00	90
595022	W	All Purpose	1.10	30
595130	W	All Purpose	1.10	45
595131	W	All Purpose	1.10	60
595132	W	All Purpose	1.10	70
595133	W	All Purpose	1.10	80
595134	W	All Purpose	1.10	90



Burner Nozzles – Oil Burners (Type R-D)



Type R-D nozzles have a high concentration of droplets in the center of the spray cone. They are particularly recommended for burners with a highly concentrated solid air pattern. The average droplet size is slightly coarser than on Type B.

PART NO	TYPE	SPRAY PATTERN	FLOWRATE (GPH)	SPRAY ANGLE (DEGREES)
59-22709-01	R-D	Solid Spray	0.50	70



BURNER NOZZLES



Burner Nozzles – Oil Burners (Type AR-D)



Type AR-D nozzles are Solid Cone similar to Type B but with a slightly lower concentration of droplets in the center of the cone.

PART NO	TYPE	SPRAY PATTERN	FLOWRATE (GPH)	SPRAY ANGLE (DEGREES)
59-22709-02	AR	Solid Spray	0.60	60

FUEL OIL FILTERS

FUEL OIL FILTER ASSEMBLIES

- Iron and galvanized steel construction for maximum integrity and durability; epoxy powder coat finish
- Leak-proof construction with machined gasket seat
- Low pressure drop, suitable for gravity flow and one or two pipe systems on pressure type burners
- Micronic filtration suited to the smallest oil burner nozzle
- High quality wool felt filter elements that remove solid contaminants
- Bonding treatment of center core in filter element eliminates lint
- Step design element offers largest dirt capacity with true depth filtration



59-77 Fuel Oil Filter Assembly

PART NO	VENDOR PART NO	FILTER MATERIAL	MAX WORKING PRESSURE (PSIG)	YIELD PRESSURE (PSIG)	MAX FIRING RATE - NO2 FUEL OIL (GPH)	INLET NPT (IN)	OUTLET NPT (IN)	FILTER ASSEMBLY OVERALL LGTH (IN)	FILTER CANISTER DIA (IN)	REPLACEMENT ELEMENT (WOOL FELT)	REPLACEMENT ELEMENT (RAYON)
59-77	77	Wool Felt	40	200	10	3/8	3/8	5-1/8	3-5/8	59-88-CR	59-RF-1



59-99 Fuel Oil Filter Assembly

PART NO	VENDOR PART NO	FILTER MATERIAL	MAX FIRING RATE - NO2 FUEL OIL (GPH)	INLET NPT (IN)	OUTLET NPT (IN)	FILTER ASSEMBLY OVERALL LGTH (IN)	FILTER CANISTER DIA (IN)	REPLACEMENT ELEMENT (WOOL FELT)	REPLACEMENT ELEMENT (RAYON)
59-99	99	Wool Felt	25	3/8	3/8	6-1/4	4-3/8	59-101	59-RF-2

FUEL OIL FILTER ASSEMBLIES

Fuel Oil Filters – Replacement Cartridges (Rayon)



Crafted with quality from continuous spun Rayon fibers with an exclusive gear tooth design for maximum surface area and enhanced depth filtration. The unique density specifications allow collection of contaminants deep into the filter.



PART NO	VENDOR PART NO	FILTER MATERIAL	CROSS REFERENCE
59-RF-1	RF-1	Rayon	Unifilter 77, General 1A-25A, Sears 8055, Sid Harvey XF-25/264, Mitco 264, AutoFlo F-300, Eddington S-254, Federal A-77
59-RF-2	RF-2	Rayon	Unifilter 99, General 2A-700A, Sid Harvey XF-1/265, Mitco 265, AutoFlo F-400, Eddington S-252
59-RF-4	RF-4	Rayon	Fulflo B4, AS4, FB4



FUEL OIL FILTERS

FUEL OIL FILTER ASSEMBLIES



Fuel Oil Filters – Replacement Cartridges (Wool Felt)

Crafted with special “step design” wool felt element. Unique center core bond treatment eliminates lint.



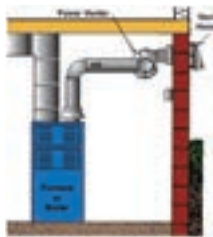
PART NO	VENDOR PART NO	FILTER MATERIAL	CROSS REFERENCE
59-101	101	Wool Felt	Unifilter 99, General 2A-700A, Sid Harvey XF-1/265, Mitco 265, AutoFlo F-400, Eddington S-252
59-88-CR	88-CR	Wool Felt	Unifilter 77, General 1A-25A, Sears 8055, Sid Harvey XF-25/264, Mitco 264, AutoFlo F-300, Eddington S-254, Federal A-77

COMBUSTION AIR & VENTILATION SYSTEMS

POWER VENTERS

Indoor Power Venters – PVG, PVO, & PVE Series

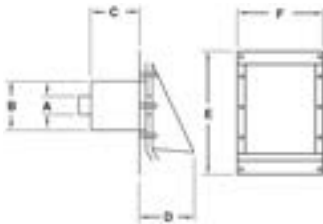

Field Controls indoor power venters provide an economical power venting system for use with the fuels for which they were designed. All controls are included with these units. A vent hood is required to terminate the vent system and is sold separately. See specification manual for acceptable pipe sizing and runs.



PART NO	VENDOR PART NO	FUEL	INLET SIZE (IN)	COMPONENTS INCLUDED
84-PVE-1200	84-PVE-1200	Gas,Oil	8,10	Power Venter, Note: Requires 84-CK kit (not included)
84-PVG-100	84-PVG-100	Gas	3,4	Power Venter
84-PVG-300	84-PVG-300	Gas	4,5,6	Power Venter
84-PVG-600	84-PVG-600	Gas	5,6,8	Power Venter
84-PVG-PACK-100	84-PVG-PACK-100	Gas	4,5,6	Power Venter, 84-4-MG1, 84-SWH-4 Vent Hood
84-PVG-PACK-300	84-PVG-PACK-300	Gas	4,5,6	Power Venter, 84-4-MG1, 84-SWH-4 Vent Hood
84-PVO-300	84-PVO-300	Oil	4,5,6	Power Venter
84-PVO-600	84-PVO-600	Oil	5,6,8	Power Venter

Vent Hood for Indoor Power Venters – SWH Series

Designed for standard vent pipe and Class B type double-wall (B-Vent) connection. Provides proper clearance between flue gas stream and wall combustibles.



PART NO	VENDOR PART NO	DIM A (IN)	DIM B (IN)	DIM C (IN)	DIM D (IN)	DIM E (IN)	DIM F (IN)
84-SWH-3	84-SWH-3	3	5	8-1/2	4-3/8	8-7/8	7-5/8
84-SWH-4	84-SWH-4	4	6	8-1/2	6-5/16	12-5/8	10-5/8
84-SWH-5	84-SWH-5	5	8	8-1/2	8	12-5/8	10-5/8
84-SWH-6	84-SWH-6	6	8	8-1/2	8-11/16	12-5/8	10-5/8
84-SWH-8	84-SWH-8	8	10	8-1/2	9-5/8	15	14



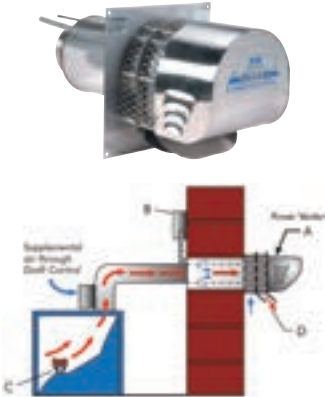
COMBUSTION AIR & VENTILATION SYSTEMS

POWER VENTERS

Outdoor Power Venters – SWG Series

The SWG combines the motor, blower, and vent hood in one complete, easy to install unit. The SWG mounts on the outside of the building and pulls the combustion gases from the appliance through the outside wall utilizing negative pressure. The SWG must be sized to match the appliance input firing rate. See specification manual for acceptable pipe sizing and runs.

- Negative pressure in the vent pipe for maximum safety
- Standard galvanized pipe can be used instead of expensive stainless steel
- No need to seal vent pipe joints – saving time and money
- Significantly longer vent lengths than positive pressure, direct vent systems
- Recommended by major heating appliance manufacturers
- Must be installed with a CK Control Kit – sold separately



PART NO	VENDOR PART NO	INLET SIZE (IN)	MAX GAS INPUT (BTU/HR)	MAX OIL INPUT @100 PSI (GPH)	MAX OIL INPUT @140 PSI (GPH)	COMPONENTS INCLUDED
84-SWG-3	SWG-3	3	70,000	-	-	Power Venter
84-SWG-4G	SWG-4G	4	170,000	1.10	0.90	Power Venter, 84-4-MG1, 84-CK-43F Control Kit
84-SWG-4HD	SWG-4HD	4	170,000	1.10	0.90	Power Venter
84-SWG-5	SWG-5	5	290,000	1.85	1.55	Power Venter
84-SWG-6	SWG-6	6	416,000	2.65	2.25	Power Venter
84-SWG-8	SWG-8	8	740,000	4.75	4	Power Venter

CK Series Control Kits for SWG Series Outdoor Power Venters

Control Kits (CK) control the operation of the SWG power venters; see the chart to select the proper kit for your application.



PART NO	VENDOR PART NO	DRAFT CONTROL	DRAFT PROVING SWITCH	FIXED POST PURGE	GAS PRESSURE SWITCH	RJR-6	SECONDARY SAFETY SWITCH	THERMAL POST PURGE	ADJUSTABLE ELECTRONIC POST PURGE
84-CK-20FV	CK-20FV	No	No	Yes	Yes	No	Yes	No	No
84-CK-21	CK-21	No	No	No	Yes	No	Yes	No	No
84-CK-41F	CK-41F	No	Yes	Yes	No	No	Yes	No	No
84-CK-43	CK-43	Yes	Yes	No	No	No	No	No	Yes
84-CK-43F	CK-43F	Yes	Yes	Yes	No	No	No	No	No
84-CK-62	CK-62	No	Yes	No	No	Yes	Yes	Yes	No
84-CK-63	CK-63	No	Yes	No	No	No	Yes	No	Yes
84-CK-81	CK-81	No	Yes	Yes	No	No	No	No	No
84-CK-91FV	CK-91FV	Yes	Yes	Yes	Yes	No	Yes	No	No
84-CK-92FV	CK-92FV	No	Yes	Yes	Yes	No	Yes	No	No

COMBUSTION AIR SYSTEMS

Combustion Air System – CAS-1



PART NO	VENDOR PART NO	FUEL	FOR USE WITH BURNER	APPLIANCE INPUT	COMPONENTS INCLUDED
84-CAS-1	CAS-1	Oil	Beckett AFI, NX; Riello 40BF	Up to 2.0 GPH	4 in. Intake Air Hood, 4 in. Vacuum Relief Valve






COMBUSTION AIR & VENTILATION SYSTEMS

COMBUSTION AIR SYSTEMS

Combustion Air System – CAS-2B, CAS-2C, CAS-2W




PART NO	VENDOR PART NO	FUEL	FOR USE WITH BURNER	APPLIANCE INPUT	COMPONENTS INCLUDED
84-CAS-2B	CAS-2B	Oil	Beckett AFG and AF	Up to 2.0 GPH	4 in. Intake Air Hood, 4 in. Vacuum Relief Valve, Field AirBoot
84-CAS-2C	CAS-2C	Oil	Carlin EZ-1, CRD, FRD	Up to 2.0 GPH	4 in. Intake Air Hood, 4 in. Vacuum Relief Valve, Field AirBoot
84-CAS-2W	CAS-2W	Oil	Wayne MSR	Up to 2.0GPH	4 in. Intake Air Hood, 4 in. Vacuum Relief Valve, Field AirBoot

Combustion Air System – CAS-2BB

PART NO	VENDOR PART NO	FUEL	FOR USE WITH BURNER	APPLIANCE INPUT	COMPONENTS INCLUDED
84-CAS-2BB	CAS-2BB	Oil	Beckett SF, SMG, CF-500, CF-800	Up to 4.5 GPH	6 in. Intake Air Hood, 6 in. Vacuum Relief Valve, Field BigBoot

Combustion Air Systems – CAS-2BB-90E



PART NO	VENDOR PART NO	FUEL	FOR USE WITH BURNER	APPLIANCE INPUT	COMPONENTS INCLUDED
84-CAS-2B-90E	CAS-2B-90E	Oil	Beckett AF and AFG	Up to 1.5 GPH	4 in. Intake Air Hood, 4 in. Vacuum Relief Valve, Furnace Boot Warm Air Furnaces

Combustion Air System – CAS-3 & CAS-4 Series



When the thermostat calls for heat, the Fan-in-a-Can engages and begins drawing air into the structure. When air flow is established, the pressure switch closes. The CAS sends a signal to the appliance, allowing the burner to fire. The Fan-in-a-Can diffuses the outside air into the room near the burner to ensure adequate air for efficient combustion.

PART NO	VENDOR PART NO	FUEL	APPLICATION	MAX GAS INPUT (BTU/HR)	MAX OIL INPUT (GPH)	COMPONENTS INCLUDED
84-CAS-3	CAS-3	Oil	120V Oil Appliances	—	0.78	4 in. Intake Air Hood, Fan-in-a-Can, 6 in. to 4 in. Reducer, Restrictor Plate
84-CAS-4	CAS-4	Gas	24V Gas Appliances	110,000	—	4 in. Intake Air Hood, Fan-in-a-Can, 6 in. to 4 in. Reducer, Restrictor Plate
84-CAS-4MV	CAS-4MV	Gas	750mV Power Pile Gas Appliances	110,000	—	4 in. Intake Air Hood, Fan-in-a-Can, 6 in. to 4 in. Reducer, Restrictor Plate

Combustion Air System – CAS-6 & CAS-7 Series



The Fan-in-a-Drum is a commercial product designed to deliver combustion air into the mechanical room, boiler room or furnace location to overcome a confined space or inadequate air supply. When the thermostat calls for heat, the Fan-in-a-Drum engages and begins drawing air into the structure. If adequate air flow is established, the pressure switch closes. The CAS sends a signal to the appliance, allowing the burner to fire. The Fan-in-a-Drum diffuses the outside air into the room near the burner to ensure adequate air for efficient combustion.

PART NO	VENDOR PART NO	FUEL	APPLICATION	MAX GAS INPUT (BTU/HR)	MAX OIL INPUT (GPH)	COMPONENTS INCLUDED
84-CAS-6	CAS-6	Gas,Oil	24V or 120V Gas or Oil Appliances	910,000	6.50	Fan-in-a-Drum
84-CAS-7	CAS-7	Gas,Oil	24V or 120V Gas or Oil Appliances	1,803,000	12.88	Fan-in-a-Drum

Vacuum Relief Valves – VRV Series



PART NO	VENDOR PART NO	DESCRIPTION
84-VRV-4	84-VRV-4	Vacuum Relief Valve - 4 in.
84-VRV-6	84-VRV-6	Vacuum Relief Valve - 6 in.

GAS & OIL HEATING



COMBUSTION AIR & VENTILATION SYSTEMS




MAS-1 Make-Up Air System

The Make-Up Air System solves the “sick house syndrome” caused by too tight home construction. This unique system provides fresh air automatically, using no electricity or special controls, metering the air flow to keep the home balanced. The result is evenly distributed, tempered air that keeps the home fresh, the furnace efficient and the occupants comfortable. System consists of an Intake Air Hood which is installed through the wall to allow outside air in. The hood is connected via flexible 6 in. duct or standard duct pipe (not included) to the metering air device. The metering device effectively regulates the air inflow for proper air circulation, combustion and balance.



PART NO	VENDOR PART NO	DESCRIPTION
84-MAS-1	MAS-1	Make-Up Air Metering Device, 84-IAH-6 Intake Air Hood



Intake Air Hoods – IAH Series

PART NO	VENDOR PART NO	DESCRIPTION
84-IAH-4	IAH-4	Intake Air Hood - 4 in.
84-IAH-6	IAH-6	Intake Air Hood - 6 in.




DRAFT CONTROLS



Draft Controls – Field Controls MG1 Series (Gas Furnaces)

A double-acting control for gas-fired furnaces and boilers is widely used for conversion burner installations, gas draft-induced appliance operation with mechanical draft inducers, or sidewall power venters. It is also recommended for use on gas atmospheric appliances where a draft hood cannot be installed, and can improve combustion stability and draft on many gas atmospheric installations with venting problems. The MG-1 provides precise, accurate control of drafts at levels higher than permitted by a standard draft diverter, which is a frequent requirement with gas. Because it is double-acting, it opens out to relieve positive vent system pressures as low as 0.01 in. Draft adjustments using weights are simple and accurate from 0.01 in. to 0.1 in.



PART NO	VENDOR PART NO	CONTROL SIZE (IN)	NOM CAP (SQ IN)	REC PIPE SIZE DIA (IN)	DIM A (IN)	DIM B (IN)	DIM C (IN)	DIM D (IN)	DIM E (IN)	DIM F (IN)	DIM G (IN)	DIM H (IN)	DIM J (IN)	DIM K (IN)	DIM L (IN)	DIM M (IN)
84-4-MG1	84-4-MG1	4	12.6	3 or 4	4	2-1/2	2	2-5/16	4-9/16	1-1/2	1/4	2-1/2	1/2	1-1/4	3/8	7
84-5-MG1	84-5-MG1	5	19.6	4 or 5	5	2-1/2	2	2-5/16	5-9/16	2	5/8	2-1/2	1/2	1-1/4	1/2	7
84-6-MG1	84-6-MG1	6	28.3	5 or 6	6	2-11/16	3	3-1/4	6-5/8	2-1/8	13/16	2-3/4	3/4	1-3/4	5/8	8-7/16
84-7-MG1	84-7-MG1	7	38.5	6 or 7	7	3-3/8	3-1/2	3-3/4	7-5/8	2-3/8	1-1/8	2-3/4	3/4	2	1/4	9-5/8
84-8-MG1	84-8-MG1	8	50.3	7 or 8	8	4-3/8	4	3-3/8	8-11/16	3	1-1/2	2-5/8	3/4	2-1/4	3/8	11
84-9-MG1	84-9-MG1	9	63.6	8 or 9	9	5-1/8	4-1/2	3-3/4	9-11/16	3-1/2	1-3/4	2-5/8	3/4	2-1/2	3/8	12-1/4

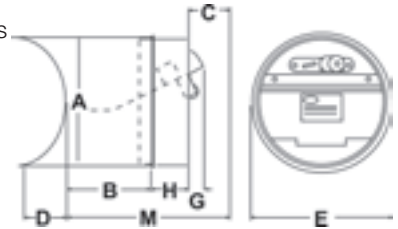


DRAFT CONTROLS



Draft Controls – Field Controls RC Series (Oil or Coal – Residential/Commercial)

The Type RC control is furnished as standard equipment on many leading brands of oil or coal-fired heating equipment. It is calibrated to allow for easy adjustment to the furnace or boiler manufacturer's specifications. Designed for settings from 0.02 in. to 0.08 in., this control is so sensitive that instrumentation should be used when adjusting the unit during installation.

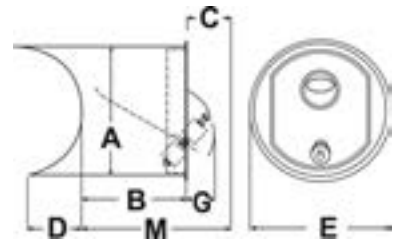


PART NO	VENDOR PART NO	CONTROL SIZE (IN)	NOM CAP (SQ IN)	REC PIPE SIZE DIA (IN)	DIM A (IN)	DIM B (IN)	DIM C (IN)	DIM D (IN)	DIM E (IN)	DIM G (IN)	DIM H (IN)	DIM M (IN)
84-4-RC	84-4-RC	4	12.6	3, 4, or 5	4	2-1/2	2	2-5/16	4-9/16	1	2-1/2	7
84-5-RC	84-5-RC	5	19.6	4, 5, or 6	5	2-1/2	2	2-5/16	5-9/16	1	2-1/2	7
84-6-RC	84-6-RC	6	28.3	5, 6, or 7	6	1-7/8	3	2	6-5/8	1	2-3/4	7-5/8
84-7-RC	84-7-RC	7	38.5	6, 7, or 8	7	2-5/8	3-1/2	2-1/2	7-5/8	1	2-3/4	8-5/8
84-8-RC	84-8-RC	8	50.3	7, 8, or 9	8	4-3/8	4	3-3/8	8-11/16	1-1/8	2-5/8	11
84-9-RC	84-9-RC	9	63.6	8, 9, or 10	9	5-1/8	4-1/2	3-3/4	9-11/16	1-1/2	2-5/8	12-1/4



Draft Controls – Field Controls M Series (Oil or Coal – Residential)

The Type M control lends itself ideally to conditions requiring a great deal of stability and accuracy. Designed for settings from 0.01 in. to 0.1 in., this control is recommended for oil or coal-fired residential heating applications. Features an infinitely variable screw adjustment, permitting an extremely fine instrument setting. Employs side wings to control air direction with gate curvatures designed to compensate for differences in horizontal and vertical settings.



PART NO	VENDOR PART NO	CONTROL SIZE (IN)	NOM CAP (SQ IN)	REC PIPE SIZE DIA (IN)	DIM A (IN)	DIM B (IN)	DIM C (IN)	DIM D (IN)	DIM E (IN)	DIM G (IN)	DIM M (IN)
84-6-M	84-6-M	6	28.3	5, 6 or 7	6	5	3	3-1/4	6-17/32	2	8
84-7-M	84-7-M	7	38.5	6, 7 or 8	7	5-1/4	3-1/2	3-3/4	7-3/8	2-1/4	8-3/4
84-8-M	84-8-M	8	50.3	7, 8 or 9	8	6-3/8	4	3-3/8	8-5/8	3	10-3/8
84-9-M	84-9-M	9	63.6	8, 9 or 10	9	7-1/4	4-1/2	3-3/4	9-5/8	1-29/32	11-3/4



OIL TANK PARTS

PART NO	DESCRIPTION
463803	Wireless Oil Tank Monitor
463849	Oil Tank Vertical Leakproof Tank Gauge - 1-1/2 in. x 2 in. MNPT
463858	Oil Tank Cap
463867	Oil Tank Straight Connector - 2 in. FNPT
463885	Oil Tank 45 degree Connector - 1-1/4 in. FNPT
463894	Oil Tank 45 degree Connector - 1-1/2 in. FNPT
463901	Oil Tank 45 degree Connector - 2 in. FNPT
463906	Fusible Inline Oil Tank Valve - 3/8 in. FNPT
463910	Fusible Bumer (Angle) Oil Tank Valve - 3/8 in. Flare x 1/4 in. MNPT
463922	Fusible Oil Tank Valve - 1/2 in. MNPT x 3/8 MNPT
463929	Oil Tank Gauge Vial w/Gasket & O-Ring
463930	Oil Tank Scully Gauge Vial
463983	3-Way Oil Tank Tap - 2 in. MNPT x 1/2 in. Tube Return/Supply
464007	3-Way Oil Tank Tap - 2 in. MNPT x 3/8 in. Tube Return/Supply
464023	Oil Tank Standard Fill Alarm - 2 in. MNPT x 1-1/2 in. FNPT
464045	Oil Tank Standard Fill Alarm - 2 in. MNPT x 2 in. FNPT
464104	Oil Tank Vertical Fill Alarm/Gauge - 2 in. MNPT x 1-1/4 in. FNPT
464107	Oil Tank Vertical Fill Alarm/Gauge - 2 in. MNPT x 1-1/2 in. FNPT
464112	Oil Tank Vertical Fill Alarm/Gauge - 2 in. MNPT x 2 in. FNPT
464125	Oil Tank Slip-on Vent Cap - 1-1/2 in. MNPT
464139	Oil Tank Slip-on Vent Cap - 1-1/4 in. MNPT
464147	Oil Tank Mushroom Vent Cap - 1-1/4 in. FNPT
464152	Oil Tank Mushroom Vent Cap - 1-1/2 in. FNPT
464161	Oil Tank Mushroom Vent Cap - 2 in. FNPT
464163	Oil Tank Slip-on Vent Cap - 2 in. MNPT
464170	Oil Tank Hinged Fill Cap - 2 in. FNPT





AIR MOVEMENT

Fan Blades
Duct Air Boosters
Duct Saddles
Electric Duct Heaters



FAN BLADES

FAN BLADES W/SEPARATE HUBS

- These blades use reversible hubs; order separately
- Choose hub from the Removable Hubs section based on desired bore size



Fan Blades w/Separate Hub – 4 Blade

PART NO	NO OF BLADES	OVERALL DIA (IN)	PITCH (DEGREES)	BORE DIA (IN)	HUB LOCATION	CASE QTY	CASE REQ
70-25123-04	4	14	33	Order Separately	Inlet/Outlet Side	2	Yes
70-25123-10	4	18	27	Order Separately	Inlet/Outlet Side	2	Yes
70-25123-13	4	20	33	Order Separately	Inlet/Outlet Side	2	Yes
70-25123-07	4	16	27	Order Separately	Inlet/Outlet Side	1	-
70-25123-03	4	12	27	Order Separately	Inlet/Outlet Side	2	Yes
70-25123-17	4	22	33	Order Separately	Inlet/Outlet Side	2	Yes
70-25123-18	4	24	23	Order Separately	Inlet/Outlet Side	2	Yes
70-25123-09	4	18	27	Order Separately	Inlet/Outlet Side	2	Yes
70-25123-02	4	10	27	Order Separately	Inlet/Outlet Side	2	Yes
70-25123-16	4	22	27	Order Separately	Inlet/Outlet Side	2	Yes
70-25123-12	4	20	27	Order Separately	Inlet/Outlet Side	2	Yes
70-25123-08	4	16	33	Order Separately	Inlet/Outlet Side	2	Yes
70-25123-19	4	24	27	Order Separately	Inlet/Outlet Side	2	Yes
70-25123-15	4	22	27	Order Separately	Inlet/Outlet Side	2	Yes
70-25123-11	4	18	33	Order Separately	Inlet/Outlet Side	2	Yes
70-25123-06	4	16	27	Order Separately	Inlet/Outlet Side	2	Yes



Fan Blades w/Separate Hub – 5 Blade

PART NO	NO OF BLADES	OVERALL DIA (IN)	PITCH (DEGREES)	BORE DIA (IN)	HUB LOCATION	CASE QTY	CASE REQ
703011	5	18	27	Order Separately	Inlet/Outlet Side	2	Yes
70-25123-23	5	18	33	Order Separately	Inlet/Outlet Side	2	Yes
70-25123-22	5	16	33	Order Separately	Inlet/Outlet Side	2	Yes



Removable Hubs

PART NO	DESCRIPTION	CASE QTY	CASE REQ
70-25124-03	Reversible Hub - 1/2 in.	12	Yes
70-25124-04	Reversible Hub - 5/8 in.	12	Yes

DUCT AIR BOOSTERS

Air Boosters provide improved air flow and distribution of conditioned air to “problem” rooms in homes and businesses. They provide a low cost alternative to zoning system or ducting changes. They can also be wired to a wall switch to allow direct control of airflow by room occupants.



Duct Air Boosters (Round)

PART NO	VENDOR PART NO	DIA (IN)	APPLICATION DUCT SHAPE	APPLICATION DUCT MATERIAL	LENGTH (IN)	MAX ADD AIRFLOW (CFM)	RPM	VOLTAGE (V)	CURRENT (A)	MAX AIR TEMP (°F)	CASE QTY	CASE REQ
84-25253-01	RH-6	6	Round	Flex or Metal	7-1/4	240	3000	120	0.64	167	6	Yes
84-25253-02	RH-8	8	Round	Flex or Metal	7-1/4	420	3000	120	0.64	167	4	Yes
84-25253-03	RH-10	10	Round	Flex or Metal	8	650	1450	120	0.43	167	2	Yes
84-25253-04	RH-12	12	Round	Flex or Metal	8-3/4	1150	1500	120	1	167	1	—
84-25253-05	RH-14	14	Round	Flex or Metal	8-3/4	1500	1500	120	1	167	1	—



DUCT AIR BOOSTERS



FIELD CONTROLS



Duct Air Boosters (Round)

PART NO	VENDOR PART NO	DIA (IN)	APPLICATION DUCT SHAPE	APPLICATION DUCT MATERIAL	LENGTH (IN)	MAX ADD AIRFLOW (CFM)	RPM	VOLTAGE (V)	CURRENT (A)	MAX AIR TEMP (°F)	CASE QTY	CASE REQ
84-AB-4	AB-4	4	Round	Flex or Metal	7-1/2	80	3000	120	0.29	155	1	—
84-AB-5	AB-5	5	Round	Flex or Metal	7-1/2	165	3000	120	0.5	155	1	—
84-AB-6	AB-6	6	Round	Flex or Metal	7-1/2	225	3000	120	0.6	180	1	—
84-AB-8	AB-8	8	Round	Flex or Metal	7-1/2	425	3000	120	0.8	160	1	—
84-AB-10	AB-10	10	Round	Flex or Metal	8-1/8	600	1450	120	0.4	180	1	—
84-AB-12	AB-12	12	Round	Flex or Metal	8-1/8	1050	1500	120	1.1	180	1	—
84-AB-14	AB-14	14	Round	Flex or Metal	8-1/8	1400	1500	120	1.1	160	1	—



Duct Air Boosters – Heavy Duty (Round or Square)

Can be mounted in round ducts 5 in. diameter and larger, or in rectangular or square ducts min. 4 in. wide and 3 in. high.



PART NO	VENDOR PART NO	APPLICATION DUCT SHAPE	APPLICATION DUCT MATERIAL	MAX ADDITIONAL AIRFLOW (CFM)	RPM	VOLTAGE (V)	CURRENT (A)	MAX AIR TEMP (°F)
84-AB-1	AB-1	Round or Square	Metal	305	1725	120	0.5	180



Duct Air Boosters (Round or Square)

Can be mounted in round ducts 6 in. diameter and larger, or in rectangular ducts min. 6 in. wide and 6 in. high



PART NO	VENDOR PART NO	APPLICATION DUCT SHAPE	APPLICATION DUCT MATERIAL	MAX ADDITIONAL AIRFLOW (CFM)	RPM	VOLTAGE (V)	CURRENT (A)	MAX AIR TEMP (°F)
84-AB-2	AB-2	Round or Square	Metal	220	3000	120	0.6	180

DUCT SADDLES

- Holds flexible ducts straight
- Allows ducts to carry the full volume of air
- Eliminates kinking and sagging
- Reduces areas where condensation collects
- Elevates ducts and helps prevent condensation on the outer jacket
- Eliminates the use of an elbow at the pre-insulated box



Duct Saddles

- 24 gauge galvanized sheet metal
- 6 inch wide saddle
- Two strengthening beads
- Center holes for nylon collar
- Center holes for easy installation
- Self-fastening lock



PART NO	DESCRIPTION
DS1420	Duct Saddle - (Accommodates 14 in. - 20 in. Duct)
DS456	Duct Saddle - (Accommodates 4 in. - 6 in. Duct)
DS712	Duct Saddle - (Accommodates 7 in. - 12 in. Duct)

Duct Saddle V

- 24 gauge galvanized sheet metal
- 6 inch wide saddle
- Two strengthening beads
- Center holes for nylon collar
- Center holes for easy installation
- Legs gat folded for strength



PART NO	DESCRIPTION
DS712V	Duct Saddle V - (Accommodates 7 in. - 12 in. Duct)



DUCT SADDLES



Duct Saddle Slings

- 30 gauge galvanized sheet metal
- 6 inch wide saddle
- Two strengthening beads
- Slots for nylon strap (not included)

PART NO	DESCRIPTION
DS712SLING	Duct Slings - (Accommodates 7 in. - 12 in. Duct)

ELECTRIC DUCT HEATERS



Electric Duct Heater – Inline Type (Heat Pack)



- Improves heating system balance problems
- Insulated unit direct installs to HVAC boot or existing ductwork

- Approved for zero-clearance installation
- Wired or wireless thermostat control options available

PART NO	INPUT VOLTAGE (V)	NO OF PHASES	NO OF STAGES	WATTAGE @120V (kW)	CURRENT @120V (kW)
81-0468-00	120	1	1	12.0	1.4
81-0578-00	120	1	1	12.0	1.4



Electric Duct Heater – Insertion Type



Electric open-coil duct heaters offering low pressure drop and a wide range of voltage and heating capacities. Designed for zero clearance and a variety of applications including: space heating, auxiliary heating, and primary/secondary heating.

- Hinged access panel and latch
- Gasketed cover and vapor barrier

- Fan interlock relay
- Auto primary and manual secondary overtemperature protection
- Control panel of heavy gauge corrosion resistant steel
- Single source power entry
- Slip-in or flange mounted

PART NO	INPUT VOLTAGE (V)	NO OF PHASES	NO OF STAGES	WATTAGE @208V (kW)	WATTAGE @230V (kW)	WATTAGE @460V (kW)	CURRENT 208V (A)	CURRENT 230V (A)	CURRENT 460V (A)	DUCT HEIGHT MIN (IN)	DUCT HEIGHT MAX (IN)	DUCT WIDTH MIN (IN)	DUCT WIDTH MAX (IN)
IH-2105	208,230	1	1	3.8	5.0	—	18.0	20.8	—	8.0	12.0	8.0	16.0
IH-2110-1	208,230	1	1	7.5	10.0	—	36.1	41.7	—	8.0	14.0	12.0	20.0
IH-2110-2	208,230	1	1	7.5	10.0	—	36.1	41.7	—	10.0	16.0	10.0	18.0
IH-2115-1	208,230	1	2	11.3	15.0	—	54.1	62.5	—	8.0	12.0	18.0	24.0
IH-2115-2	208,230	1	2	11.3	15.0	—	54.1	62.5	—	10.0	14.0	15.0	22.0
IH-2120	208,230	1	2	15.0	20.0	—	72.1	83.3	—	10.0	14.0	16.0	22.0
IH-2305	208,230	3	1	3.8	5.0	—	10.4	12.0	—	8.0	12.0	8.0	16.0
IH-2310	208,230	3	1	7.5	10.0	—	20.8	24.1	—	8.0	14.0	12.0	20.0
IH-2315	208,230	3	2	11.3	15.0	—	31.2	36.1	—	10.0	14.0	15.0	22.0
IH-2320	208,230	3	2	14.9	19.9	—	41.4	47.9	—	11.0	14.0	16.0	22.0
IH-4305	460	3	1	—	—	5.0	—	—	6.0	8.0	12.0	10.0	16.0
IH-4310	460	3	1	—	—	10.0	—	—	12.0	8.0	14.0	12.0	20.0
IH-4315	460	3	2	—	—	15.0	—	—	18.0	10.0	14.0	15.0	22.0
IH-4320	460	3	2	—	—	20.0	—	—	24.1	11.0	14.0	16.0	22.0



SUPPLIES

Water Heater Recovery Unit
Condensate Pumps
Condensate Overflow Safety Switches
Condensate Traps
Clear Vinyl Tubing
Hose Clamps
Auxiliary Drain Pans
AC Guard Security Cage
Equipment Pads
Anti-Vibration Pads
Gas Ball Valves
Flexible Gas Connectors
Black Iron Pipe & Fittings
Thermostat Cable
Refrigerant Recovery Cylinders
Tank Heater
SlimDuct Lineset Ducting System

Tapes
Chip Brushes
Duct Strap & Hanging Wire
Brazing & Soldering Supplies
Abrasive Cloth
**Clothing & Personal
Protection Equipment**
Cleaning Supplies & Hand Cleaner
Light Bulbs
**Pipe Flashinginsulation,
Sealing & Gasket Materials**
Adhesives
Caulking, Sealants & Fire Stop
WD-40
Thread Sealants & Joint Compounds
Plastic Pipe Cements & Primers
Epoxy & Pipe Repair



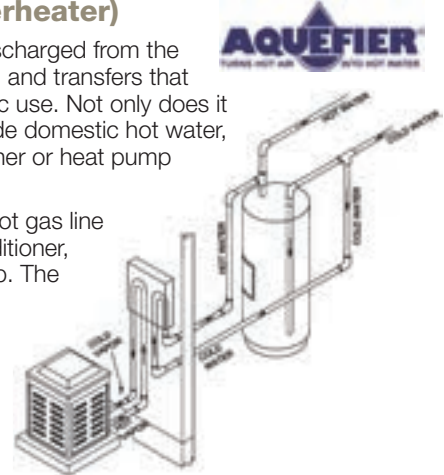
WATER HEATER RECOVERY UNIT



Water Heater Heat Recovery Unit (Desuperheater)

The AQUEFIER Heat Recovery Unit captures waste heat discharged from the refrigerant cycle in an air conditioning or heat pump system, and transfers that heat into a water heater tank creating hot water for domestic use. Not only does it substantially reduce the amount of energy required to provide domestic hot water, but it also improves the cooling efficiency of the air conditioner or heat pump while it is operating.

The refrigerant side of the unit is installed in the refrigerant hot gas line between the compressor and condenser coil for an air conditioner, or between compressor and reversing valve for a heat pump. The water side of the heat exchanger is connected to the water heater tank to form a circulation loop. Waste heat can be collected when the compressor is operating, the water circulating from the water heater tank is less than 140°F, and the refrigerant temperature is greater than 125°F.



- Fully automatic operation
- Water lubricated low wattage circulator pump
- Aluminum enclosure with baked enamel finish; suitable for indoor or outdoor use
- 230V power supply for easy connection to compressor contactor
- Designed to operate with systems of 1-1/2 to 5 ton capacity
- High-efficiency all copper vented double-wall heat exchanger

PART NO	REFRIGERANT COMPATIBILITY	SYSTEM SIZE (TONS)	INPUT VOLTAGE (V)	INPUT CURRENT (A)	MAX REFRIG PRESSURE (PSIG)	MAX WATER PRESSURE (PSIG)	MAX WATER TEMP (°F)	SIZE WxHxD (IN)
96612	HFC - R-410A, HCFC - R-22	1-1/2 to 5	230	0.40	650	125	220	11 x 18 x 5-5/8



Freeze-Stat

Designed to operate when water temperatures of 40°F or less are detected in order to provide water circulation independent of compressor operation.



PART NO	DESCRIPTION
50313	Freeze Stat (L50)



Pinellas County Installation Kit

Includes two hand shut-off valves and a pressure relief assembly. Required by code in Pinellas County Florida.



PART NO	DESCRIPTION
96668	Pinellas County Kit (PC Kit)

CONDENSATE PUMPS



Condensate Pumps – Hartell KT-3 Series



Uses a double splash protected motor with more starting torque than a standard motor. An innovated cam-action switch/float assembly allows a “drink” nearly twice a typical volume without increasing pump dimensions. High-impact ABS construction. An integral full-flow check valve virtually eliminates blocked pump discharge. Three top inlets provided for installation flexibility.

PART NO	VENDOR PART NO	INPUT VOLTAGE (V)	SAFETY SWITCH	TUBING	TANK CAPACITY (GALLONS)	OVERALL DIMENSIONS LxWxH (IN)	SHUT-OFF HEAD (FT)	FLOW RATE @18FT HEAD (GPH)	FLOW RATE @12FT HEAD (GPH)	FLOW RATE @6FT HEAD (GPH)
84-KT3-1UL	KT3-1UL	120	No	Not included	0.75	9-1/4 x 5-1/2 x 8-1/4	18-1/2	50	120	155



CONDENSATE PUMPS



Condensate Pumps – Hartell KT-15 Series



Designed to provide years of trouble-free service. An integral full-flow check valve virtually eliminates blocked pump discharge. Two top inlets provided.

PART NO	VENDOR PART NO	INPUT VOLTAGE (V)	SAFETY SWITCH	TUBING	TANK CAPACITY (GALLONS)	OVERALL DIMENSIONS LxWxH (IN)	SHUT-OFF HEAD (FT)	FLOW RATE @18FT HEAD (GPH)	FLOW RATE @12FT HEAD (GPH)	FLOW RATE @6FT HEAD (GPH)
84-KT-15-1UL	KT-15-1UL	120	No	Not included	0.75	9-1/4 x 5-1/2 x 8-1/4	15	—	68	118
84-KT-15X-1ULT	KT-15X-1ULT	120	Yes	3/8 in. ID (20 ft.)	0.75	9-1/4 x 5-1/2 x 8-1/4	15	—	68	118
84-KT-15X-1UL	KT-15X-1UL	120	Yes	Not included	0.75	9-1/4 x 5-1/2 x 8-1/4	15	—	68	118



Condensate Pumps – Little Giant VCMA Series



A vertical type pump with stainless steel motor shaft, rust proof, high-impact ABS volute, tank and motor cover, removable 3/8 in. O.D. barbed check valve. Three top inlets provided.

PART NO	VENDOR PART NO	INPUT VOLTAGE (V)	SAFETY SWITCH	TUBING	TANK CAPACITY (GALLONS)	OVERALL DIMENSIONS LxWxH (IN)	SHUT-OFF HEAD (FT)	FLOW RATE @10FT HEAD (GPH)	FLOW RATE @5FT HEAD (GPH)	FLOW RATE @1FT HEAD (GPH)
84-VCMA-15UL	554401	120	No	Not included	0.50	11 x 5 x 7-1/32	15	25	50	65
84-VCMA-15ULST	554415	120	Yes	3/8 in. I.D. (20 ft.)	0.50	11 x 5 x 7-1/32	15	25	50	65
84-VCMA-15ULS	554405	120	Yes	Not included	0.50	10-5/16 x 5 x 7-1/32	15	25	50	65
84-VCMA-20ULS	554425	120	Yes	Not included	0.50	11 x 5 x 7-1/32	20	48	70	80
84-VCMA-20UL-230	554451	230	No	Not included	0.50	11 x 5 x 7-1/32	17	48	70	80
84-VCMA-20ULST-230	554461	230	Yes	3/8 in. I.D. (20 ft.)	0.50	11 x 5 x 7-1/32	17	48	70	80
84-VCMA-20ULS-230	554455	230	Yes	Not included	0.50	11 x 5 x 7-1/32	17	48	70	80



Condensate Pumps – Little Giant VCC Series



A low profile compact size for applications with limited space. Pumps feature a stainless steel motor shaft, rust proof, high-impact ABS volute, tank and motor cover. Discharge is a 3/8 in. O.D. barbed tubing adapter/check valve. Two top inlets provided.

PART NO	VENDOR PART NO	INPUT VOLTAGE (V)	SAFETY SWITCH	TUBING	TANK CAPACITY (GALLONS)	OVERALL DIMENSIONS LxWxH (IN)	SHUT-OFF HEAD (FT)	FLOW RATE @10FT HEAD (GPH)	FLOW RATE @5FT HEAD (GPH)	FLOW RATE @1FT HEAD (GPH)
84-VCC-20ULS	554200	120	Yes	Not included	0.30	12 x 5 x 5	20	45	70	80
84-VCC-20ULS-230	554210	230	Yes	Not included	0.30	12 x 5 x 5	17	45	70	80



Condensate Pumps – Little Giant VCL Series



Features a stainless steel motor shaft, ABS tank, and galvanized steel tank cover. Discharge is a 1/4 in. NPT or 3/8 in. O.D. barbed tubing adapter. Two top inlets provided.

PART NO	VENDOR PART NO	INPUT VOLTAGE (V)	SAFETY SWITCH	TUBING	TANK CAPACITY (GALLONS)	OVERALL DIMENSIONS LxWxH (IN)	SHUT-OFF HEAD (FT)	FLOW RATE @10FT HEAD (GPH)	FLOW RATE @5FT HEAD (GPH)	FLOW RATE @1FT HEAD (GPH)
84-VCL-24ULS	553201	120	Yes	Not included	1	12-7/64 x 6 x 10-3/8	24	210	250	270



Condensate Pumps – Sauermann



High flow rate, high discharge head pumps with integral check valve. Two top inlets, and hose adapter provided.

PART NO	VENDOR PART NO	INPUT VOLTAGE (V)	SAFETY SWITCH	TUBING	TANK CAPACITY (GALLONS)	OVERALL DIMENSIONS LxWxH (IN)	SHUT-OFF HEAD (FT)	FLOW RATE @16FT HEAD (GPH)	FLOW RATE @6.6FT HEAD (GPH)	FLOW RATE @0FT HEAD (GPH)
SI1805SIUS11	SI1805SIUS11	120	Yes	Not included	0.13	7-3/4 x 5 x 4-3/4	20	23	103	132
SI1820SIUS11	SI1820SIUS11	120	Yes	Not included	0.53	7-3/4 x 5 x 6-3/4	20	23	103	132



CONDENSATE PUMPS



Mini-Split Condensate Pumps – Aspen Mini Lime

- Fits most mini-splits up to 30,000 BTU/HR
- ASP-ML115 fits Aspen Slimline 2 in. profile; ASP-MLS115 fits SlimDuct SD-77 and Line-Hide CD-75
- For left or right hand installation
- Fully potted for noise and water resistance
- Self-leveling, self-priming pump
- Automatically operates on water rise
- Ivory color fits any décor
- Kit contents:
 - Pump/cable assembly
 - Elbow
 - 31 in. lineset cover
 - Ceiling plate, evaporator flashing
 - Inlet and outlet tubing
 - Wallplugs and screws



PART NO	VENDOR PART NO	INPUT VOLTAGE (V)	SAFETY SWITCH	OVERALL DIMENSIONS LxWxH (IN)	SHUT-OFF HEAD (FT)	FLOW RATE @26FT HEAD (GPH)	FLOW RATE @0FT HEAD (GPH)
ASP-ML115	ASP-ML115	120	Yes	3-1/2 x 4 x 1-3/4	26	0.8	3.7
ASP-MLS115	ASP-MLS115	120	Yes	3-1/2 x 4 x 1-3/4	26	0.8	3.7



Mini-Split Condensate Pumps – Aspen Mini Orange

- Fits most mini-splits up to 24,000 BTU/HR
- Installs inside evaporator, remotely above ceiling, or inside lineset cover
- Two reservoir option supplied
- Self-priming pump
- Automatically operates on water rise
- Quiet operation
- Kit contents:
 - Pump unit
 - Submersible (pan mounted) reservoir
 - Assembled inline reservoir complete with lid and sensor cable, float and filter
 - Orange rubber connector tube
 - Vinyl breather tube (6 ft.)
 - Vinyl discharge tube (5 ft.)
 - Orange power cable (6 ft.)
 - Two self-adhesive hook & loop mounting strips
 - Four cable ties



PART NO	VENDOR PART NO	INPUT VOLTAGE (V)	SAFETY SWITCH	OVERALL DIMENSIONS LxWxH (IN)	SHUT-OFF HEAD (FT)	MAXIMUM SUCTION HEAD (FT)	FLOW RATE @26FT HEAD (GPH)	FLOW RATE @0FT HEAD (GPH)
ASP-MO115	ASP-MO115	120	Yes	4-1/4 x 1-1/2 x 2	26	4	0.8	3.7



Mini-Split Condensate Pumps – Little Giant EC Series

- Fits most mini-splits up to 25,000 BTU/HR
- Compact two-piece design allows flexible installation
- Quiet operation
- Self-priming pump
- Kit contents:
 - Pump unit
 - Suction tubing (3 ft.)
 - Vent tubing (8 in.)
 - Drain tubing (3 in.)
 - Tubing adapter



PART NO	VENDOR PART NO	INPUT VOLTAGE (V)	SAFETY SWITCH	PUMP DIMENSIONS LxWxH (IN)	SHUT-OFF HEAD (FT)	MAXIMUM SUCTION HEAD (FT)	FLOW RATE @20FT HEAD (GPH)	FLOW RATE @1FT HEAD (GPH)
84-EC-400-115	553455	120	Yes	1-3/8 x 1-3/4 x 4-3/8	35	3	0.6	2.5
84-EC-400-230	553458	230	Yes	1-3/8 x 1-3/4 x 4-3/8	35	3	0.6	2.5



Mini-Split Condensate Pumps – Sauermann

- Suitable for most mini-splits up to 60,000 BTU/HR
- Designed for mini-splits with limited internal space; suitable
- Consists of pump unit and remote detection unit fitted with three level float (on/off/alarm)
- Low maintenance filter-free detection unit
- Quiet operation
- Kit contents:
 - Pump unit
 - Detection unit with float
 - Anti-vibration mounting bracket
 - Power cable
 - Detector installation kit with rubber elbow and vent tube



PART NO	VENDOR PART NO	INPUT VOLTAGE (V)	SAFETY SWITCH	OVERALL DIMENSIONS LxWxH (IN)	SHUT-OFF HEAD (FT)	MAXIMUM SUCTION HEAD (FT)	FLOW RATE @16FT HEAD (GPH)	FLOW RATE @3.3FT HEAD (GPH)
SI3000SIUS11	SI3000SIUS11	120	Yes	2-5/8 x 1-3/4 x 2-3/8	20	10	2.7	4.6
SI3200SIUS11	SI3200SIUS11	120	Yes	2-5/8 x 1-3/4 x 2-1/2	20	6.6	3.04	5.02
SI3000SIUS23	SI3000SIUS23	230	Yes	2-5/8 x 1-3/4 x 2-3/8	20	10	2.7	4.6
SI3200SIUS23	SI3200SIUS23	230	Yes	2-5/8 x 1-3/4 x 2-1/2	20	6.6	3.04	5.02



CONDENSATE OVERFLOW SAFETY SWITCHES

LittleGIANT



84-ACS-2-18 & 84-ACS-2-72 Condensate Overflow Safety Switches – Pan Mount

- Mounts to the side of condensate drain pans
- Detects high condensate levels in drain pans and shuts-off the system
- The switch can be wired to operate as normally open or normally closed

PART NO	DESCRIPTION
84-ACS-2-18	Condensate Overflow Safety Switch - Pan Mount
84-ACS-2-72	Condensate Overflow Safety Switch - Pan Mount

Hartell



84-J-100 Condensate Overflow Safety Switch – Pan Mount

- Mounts to the side of condensate drain pans
- Detects high condensate levels in drain pans and shuts-off the system
- The switch can be wired to operate as normally open or normally closed

PART NO	DESCRIPTION
84-J-100	Condensate Overflow Safety Switch - Pan Mount



84-SS1 Condensate Overflow Safety Switch – Main or Auxiliary Drain Line Mount

SAFE-T-SWITCH®

- Designed for installation in the drain pan primary outlet or auxiliary outlet
- Designed for in-line installation in the vertical or horizontal position
- Detects high condensate levels in drain pans and shuts-off the system
- Includes all fittings required for both mounting positions
- The switch is designed to operate only as normally closed
- Includes fittings for 3/4 in. and 1 in. drains and 3/4 in. threaded female pan drains

PART NO	DESCRIPTION
84-SS1	Condensate Overflow Safety Switch - Main or Auxiliary Drain Line Mount



84-SS3 Condensate Overflow Safety Switch – Pan Mount

SAFE-T-SWITCH®

- Mounts to the side of condensate drain pans
- Detects high condensate levels in drain pans and shuts-off the system
- The switch is designed to operate only as normally closed

PART NO	DESCRIPTION
84-SS3	Condensate Overflow Safety Switch - Pan Mount



EZT-225 Condensate Overflow Safety Switch – Main or Auxiliary Drain Line Mount

EZ-TRAP

- Designed for installation in the drain pan primary outlet or auxiliary outlet
- Designed for in-line installation in the vertical or horizontal position
- Detects high condensate levels in drain pans and shuts-off the system
- Includes all fittings required for both mounting positions
- The switch can be wired to operate as normally open or normally closed; three lead wires
- Includes fittings for 3/4 in. and 1 in. drains and 3/4 in. threaded female drains

PART NO	DESCRIPTION
EZT-225	Condensate Overflow Safety Switch - Main or Auxiliary Drain Line Mount



EZT-224 Condensate Overflow Safety Switch – Auxiliary Drain Line Mount

EZ-TRAP

- Designed for installation in the drain pan auxiliary outlet
- Detects high condensate levels in drain pans and shuts-off the system
- The switch can be wired to operate as normally open or normally closed; three lead wires
- Compact overflow switch with 3/4 in. male threaded inlet

PART NO	DESCRIPTION
EZT-224	Condensate Overflow Safety Switch - Auxiliary Drain Line Mount



CONDENSATE OVERFLOW SAFETY SWITCHES



EZT-226 Condensate Overflow Safety Switch – Auxiliary Drain Line Mount



- Designed for installation in the drain pan auxiliary outlet
- Detects high condensate levels in drain pans and shuts-off the system
- The switch can be wired to operate as normally open or normally closed; three lead wires
- Compact overflow switch with 3/4 in. female slip inlet and 3/4 in. threaded male adapter; two part design for use where obstructions prevent direct threading

PART NO	DESCRIPTION
EZT-226	Condensate Overflow Safety Switch - Auxiliary Drain Line Mount



EZT-228 Condensate Overflow Safety Switch – Visual Indicator



- Designed for installation in the drain pan primary outlet or auxiliary outlet
- Detects high condensate levels in drain pans and shuts-off the system
- The switch can be wired to operate as normally open or normally closed; three lead wires
- Connects to the drain pan with a 3/4 in. connection
- Includes a clear extension tube for visual indication

PART NO	DESCRIPTION
EZT-228	Condensate Overflow Safety Switch - Visual Indicator

CONDENSATE TRAPS



EZT-107



3/4 in. side entry cross trap kit; designed for offset mounting on “A” coil applications. Includes: 3/4 in. standard trap, 3/4 in. cross, 3/4 in. tee, two 3/4 in. red caps, one 1 in. red cap, 3/4 in. x 3/4 in. x 1 in. reducing tee, 3/4 in. male adaptor, 3/4 in. black stub, and cleaning brush.

PART NO	DESCRIPTION
EZT-107	Cross Trap Kit - 3/4 in. Side Entry



EZT-113



3/4 in. economy trap kit; blow molded U-bend trap, no brush. Includes: 3/4 in. blow molded trap, 3/4 in. cross, 3/4 in. tee, and three 3/4 in. red caps.

PART NO	DESCRIPTION
EZT-113	Cross Trap Kit - 3/4 in. Economy



EZT-113B



Same as EZT-113 except includes cleaning brush.

PART NO	DESCRIPTION
EZT-113	Cross Trap Kit - 3/4 in. Economy



EZT-119



1 in. high flow commercial trap kit. Includes: 1 in. standard trap, 1 in. cross, 1 in. tee, two 1 in. red caps, 1 in. x 3/4 in. bushing, 1 in. male adaptor, 3/4 in. black stub, and cleaning brush.

PART NO	DESCRIPTION
EZT-119	Cross Trap Kit - 1 in. Standard



CONDENSATE TRAPS



EZT-406

Flexible cleaning brush only.



PART NO	DESCRIPTION
EZT-406	Flexible Cleaning Brush



EZT-414

3/4 in. clean-out cross with two 3/4 in. red caps.



PART NO	DESCRIPTION
EZT-414	Clean-Out Cross - 3/4 in. w/2 Caps



EZT-150

Ultratrap waterless trap kit fits 3/4 in. or 1 in.; eliminates standing water and freezing problems. Includes: 3/4 in. Ultratrap, 3/4 in. cross, two 3/4 in. red caps, 3/4 in. male adaptor, 3/4 in. coupler, and cleaning brush.



PART NO	DESCRIPTION
EZT-150	UltraTrap Waterless Trap Kit



EZT-205

3/4 in. deep trap with overflow switch; designed for offset mounting. Includes: 3/4 in. Deep trap, 1 in. cross, 3/4 in. tee, one 1 in. red cap, 3/4 in. tee, 3/4 in. male adaptor, 3/4 in. black stub, float switch assembly, 48 in. leads, 1 in. x 3/4 in. bushing, and cleaning brush.



PART NO	DESCRIPTION
EZT-205	Deep Cross Trap Kit - 3/4 in. w/Float Switch



EZT-207

3/4 in. trap with overflow switch; designed for offset mounting on "A" coil applications. Includes: 3/4 in. standard trap, 3/4 in. cross, 3/4 in. tee, two 3/4 in. red caps, 3/4 in. x 3/4 in. x 1 in. reducing tee, 3/4 in. male adaptor, 3/4 in. black stub, float switch assembly, 48 in. leads, and cleaning brush.



PART NO	DESCRIPTION
EZT-207	Cross Trap Kit - 3/4 in. Switched Side Entry



EZT-210

3/4 in. standard trap kit with overflow switch and cross. Includes: 3/4 in. standard trap, 1 in. cross, 1 in. red cap, two 1 in. x 3/4 in. bushings, 3/4 in. tee, 3/4 in. male adapter, 3/4 in. black stub, float switch assembly, 48 in. leads, and cleaning brush.



PART NO	DESCRIPTION
EZT-207	Cross Trap Kit - 3/4 in. Switched Side Entry



CONDENSATE TRAPS



EZT-211

Same as EZT-210 except does not include cleaning brush or 3/4 in. male adapter.



PART NO	DESCRIPTION
EZT-211	Cross Trap Kit - 3/4 in. Standard w/Float Switch (w/o Brush or Adapter)



EZT-219

1 in. trap with overflow switch; designed for offset mounting. Includes: 1 in. standard trap, 1 in. cross, 1 in. tee, one 1 in. red cap, 1 in tee, 1 in. male adaptor, 1 in. black stub, float switch assembly, 48 in. leads, 1 in. x 3/4 in. bushing, and cleaning brush.



PART NO	DESCRIPTION
EZT-219	Cross Trap Kit - 1 in. w/Float Switch



EZT-626

Combo pack: Includes EZT-113B trap kit plus EZT-226 drain pan overflow switch.



PART NO	DESCRIPTION
EZT-626	Combo Pack (EZT-113 & EZT-226)

CLEAR VINYL TUBING



PART NO	HOSE ID (IN)	LENGTH (FT)	MATERIAL	COLOR
686012	1/4	100	Vinyl	Clear
686013	3/8	100	Vinyl	Clear
686014	1/2	100	Vinyl	Clear
686015	5/8	100	Vinyl	Clear
686016	3/4	100	Vinyl	Clear
686017	7/8	50	Vinyl	Clear
686018	1	50	Vinyl	Clear

HOSE CLAMPS



Hose Clamps – Worm Drive Type

PART NO	NOMINAL HOSE SIZE - OD (IN)	ADJUST RANGE HOSE OD (IN)	CLAMP SIZE	BAND MATERIAL	BAND WIDTH (IN)	TYPE	CASE QTY	CASE REQ
86-25172-05	5/8 - 3/4	9/16 - 1-1/4	12	Stainless Steel Band	1/2	Worm Drive	10	Yes
86-25172-06	3/4 - 1	11/16 - 1-1/2	16	Stainless Steel Band	1/2	Worm Drive	10	Yes
86-25172-07	1 - 1-1/4	3/4 - 1-3/4	20	Stainless Steel Band	1/2	Worm Drive	10	Yes
PD455151	5/16 - 3/8	3/8 - 7/8	6	Stainless Steel Band	1/2	Worm Drive	10	Yes



AUXILIARY DRAIN PANS

- Mounts to the side of condensate drain pans
- Detects high condensate levels in drain pans and shuts-off the system
- The switch can be wired to operate as normally open or normally closed

Aquaguard Goliath Auxiliary Drain Pans



- Polymer, crack-resistant secondary drain pan
- Includes magnetic, 24VAC, 5A float kit
- Horizontal mounting
- Vibration isolators

PART NO	TOP WIDTH (IN)	TOP LENGTH (IN)	DEPTH (IN)	MATERIAL	CASE QTY	CASE REQ
AG-G26X56	26-1/2	56-5/8	2-13/16	DexElar	10	Yes
AG-G28X57	28-3/8	57-1/4	5-1/4	DexElar	10	Yes
AG-G28X69	28-1/4	69-1/8	4-1/4	DexElar	10	Yes
AG-G30X50	30-1/4	50-1/4	4	DexElar	10	Yes
AG-G30X62	30-3/8	63	4-1/4	DexElar	10	Yes

Aquaguard Goliath Furnace Auxiliary Drain Pans



- Polymer crack-resistant secondary drain pan
- Includes AG-4300 Magnetic, 24VAC, 5A Float Kit
- Vertical or horizontal mounting depending on model
- Vibration isolators

PART NO	TOP WIDTH (IN)	TOP LENGTH (IN)	DEPTH (IN)	MATERIAL	CASE QTY	CASE REQ
AG-GF30X36	30-1/2	37-1/2	3	DexElar	10	Yes
AG-GF34X64	34-1/8	64-1/8	7-1/2	DexElar	10	Yes
AG-GF34X79	33-3/4	79	7-1/2	DexElar	10	Yes

Aquaguard Goliath Furnace Auxiliary Drain Pans



- Compact for tight space applications
- Polymer crack-resistant secondary drain pan
- Includes AG-4100 Magnetic, 24VAC, 5A Float Kit
- Vertical or horizontal mounting depending on model

PART NO	TOP WIDTH (IN)	TOP LENGTH (IN)	DEPTH (IN)	MATERIAL	CASE QTY	CASE REQ
AG-T30X62	32-1/8	61-5/8	2-1/4	DexElar	10	Yes
AG-T32X32	31-7/8	31-7/8	2-1/4	DexElar	10	Yes

AC GUARD SECURITY CAGE




Protect air conditioners from copper thieves with patent pending air conditioner cage. Completely adjustable, these cages expand to fit most air conditioning units for commercial and residential.

- Pleasing appearance
- Installs in 30 minutes
- Removable for maintenance
- 16 gauge steel
- Height adjustable from 34 inches to 59 inches
- Width and depth independently adjustable from 30 inches to 51 inches

PART NO	DESCRIPTION
ACGUKIT	AC Security Cage




EQUIPMENT PADS



Equipment Pads – Eco Pad Series



PART NO	WIDTH (IN)	LENGTH (IN)	THICKNESS (IN)	PAD WEIGHT (LB)	CASE WEIGHT (LB)	CASE QTY	CASE REQ
92120001	18	36	2	7.65	382.5	50	Yes
92120002	24	24	2	7.002	350.1	50	Yes
93120021	24	24	3	9.26	296.32	32	Yes
92120003	24	36	2	10.37	518.5	50	Yes
93120022	24	36	3	13.46	430.72	32	Yes
93120004	24	48	3	16.69	267.04	16	Yes
92120007	30	30	2	10.3	257.5	25	Yes
93120006	30	30	3	13.44	215.04	16	Yes
92120009	30	40	2	12.97	324.5	25	Yes
92120011	33	33	2	12.28	307	25	Yes
93120010	33	33	3	15.33	245.28	16	Yes
93120011	33	38	3	14	224	16	Yes
92120013	33	45	2	16.65	416.25	25	Yes
93120012	33	45	3	20.3	324.8	16	Yes
92120015	36	36	2	14.52	363	25	Yes
93120014	36	36	3	18.72	299.52	16	Yes
92120017	36	48	2	20.74	331.84	16	Yes
93120016	36	48	3	25.47	407.52	16	Yes
93120025	36	67	3	28	448	16	Yes
93120018	50	50	3	33.7,34	539.2,544	16	Yes
93120019	50	60	3	40.24	643.84	16	Yes
93120020	50	70	3	47.09	753.44	16	Yes



Equipment Pads – Duragrid Series



PART NO	WIDTH (IN)	LENGTH (IN)	THICKNESS (IN)	PAD WEIGHT (LB)	CASE WEIGHT (LB)	CASE QTY	CASE REQ
92110001	18	36	2	7.87	393.50	50	Yes
92110002	24	24	2	7.52	376.00	50	Yes
93110001	24	24	3	9.26	296.32	32	Yes
93110003	24	36	2	9.96	159.28	16	Yes
92110003	24	36	2	10.37	518.50	50	Yes
93110002	24	36	3	12.75	407.52	32	Yes
92110004	24	42	2	12.72	318.00	25	Yes
92110005	24	48	2	13.54	338.5	25	Yes
92110007	30	30	2	10.30	257.50	25	Yes
93110006	30	30	3	13.44	215.04	16	Yes
92110008	30	36	2	12.53	313.25	25	Yes
93110007	30	36	3	15.97	255.52	16	Yes
92110009	30	40	2	12.97	324.25	25	Yes
93110008	30	40	3	17.72	283.52	16	Yes
92110010	30	42	2	14.02	350.5	25	Yes
93110009	30	42	3	17.95	287.20	16	Yes
92110011	33	33	2	12.28	307.00	25	Yes
93110010	33	33	3	15.33	245.28	16	Yes
92110012	33	38	2	14.48	362.00	25	Yes
93110011	33	38	3	17.92	286.72	16	Yes
92110013	33	45	2	16.65	416.25	25	Yes

continued on next page



EQUIPMENT PADS


Equipment Pads – Duragrid Series (continued)



PART NO	WIDTH (IN)	LENGTH (IN)	THICKNESS (IN)	PAD WEIGHT (LB)	CASE WEIGHT (LB)	CASE QTY	CASE REQ
93110012	33	45	3	20.30	324.80	16	Yes
92110014	33	48	2	18.41	460.25	25	Yes
93110013	33	48	3	23.37	373.92	16	Yes
92110015	36	36	2	14.52	363.00	25	Yes
93110014	36	36	3	18.72	299.52	16	Yes
92110016	36	42	2	17.55	438.75	25	Yes
92110017	36	48	2	19.91	497.75	25	Yes
93110016	36	48	3	25.47	407.52	16	Yes
93110017	42	50	3	27.76	444.16	16	Yes
93110018	50	50	3	33.70	539.20	16	Yes
93110019	50	60	3	40.74	725.00	16	Yes
93110020	50	70	3	47.59	825.00	16	Yes

ANTI-VIBRATION PADS


EVA Anti-Vibration Pads



E.V.A. “Extreme Vibration Attenuation” pads outperform rubber/cork and “waffle” pads. The enhanced performance comes from the special composite foam center which is more structurally sound than cork. Not affected by oils or chemicals that can break down cork and is much more effective at vibration dampening than solid rubber. Designed to withstand 50 psi.

PART NO	DESCRIPTION	CASE QTY	CASE REQ
864011	Anti-Vibration Pad - EVA (2 in. x 2 in. x 7/8 in.)	48	Yes
864012	Anti-Vibration Pad - EVA (3 in. x 3 in. x 7/8 in.)	36	Yes
864013	Anti-Vibration Pad - EVA (4 in. x 4 in. x 7/8 in.)	24	Yes
864014	Anti-Vibration Pad - EVA (18 in. x 18 in. x 7/8 in.)	6	Yes


Rubber Anti-Vibration Pads



High quality elastomeric oil resistant padding. Corrugated on both sides. Ideal for air conditioners, compressors, cooling towers, presses, machines, etc. Designed to withstand 50 psi.

PART NO	DESCRIPTION	CASE QTY	CASE REQ
864001	Anti-Vibration Pad - Rubber (2 in. x 2 in. x 3/8 in.)	48	Yes
864003	Anti-Vibration Pad - Rubber (3 in. x 3 in. x 3/8 in.)	36	Yes
864005	Anti-Vibration Pad - Rubber (4 in. x 4 in. x 3/8 in.)	24	Yes
864007	Anti-Vibration Pad - Rubber (6 in. x 6 in. x 3/8 in.)	24	Yes
864009	Anti-Vibration Pad - Rubber (18 in. x 18 in. x 3/8 in.)	6	Yes

Rubber/Cork Anti-Vibration Pads



High quality elastomeric oil resistant padding. Corrugated on both sides. Ideal for air conditioners, compressors, cooling towers, presses, machines, etc. Designed to withstand 50 psi.

PART NO	DESCRIPTION	CASE QTY	CASE REQ
864002	Anti-Vibration Pad - Rubber/Cork (2 in. x 2 in. x 7/8 in.)	48	Yes
864004	Anti-Vibration Pad - Rubber/Cork (3 in. x 3 in. x 7/8 in.)	36	Yes
864006	Anti-Vibration Pad - Rubber/Cork (4 in. x 4 in. x 7/8 in.)	24	Yes
864008	Anti-Vibration Pad - Rubber/Cork (6 in. x 6 in. x 7/8 in.)	24	Yes
864010	Anti-Vibration Pad - Rubber/Cork (18 in. x 18 in. x 7/8 in.)	6	Yes



GAS BALL VALVES



For use with Natural Gas, LP, manufactured and gas-air mixtures. Two-piece brass body and chrome-plated forged brass ball. Heavy-duty valves have a two-piece forged brass body.

PART NO	DESCRIPTION	CASE QTY	CASE REQ
61-25122-01	Gas Ball Valve (1/2 in. NPT)	12	Yes
61-25122-02	Gas Ball Valve (3/4 in. NPT)	12	Yes
611004	Gas Ball Valve - Heavy Duty (3/4 in. NPT)	10	Yes
611005	Gas Ball Valve - Heavy Duty (1 in. NPT)	6	Yes

FLEXIBLE GAS CONNECTORS



- For use with Natural Gas, LP, manufactured, and gas-air mixtures for residential and commercial gas appliances
- Designed for both indoor and outdoor applications
- Austenitic stainless steel tubing material has high chromium content with no soldered or brazed joints
- Powder-coat polymer connector tube coating for enhanced corrosion resistance
- Zinc-plated 12L14 or 1010 steel connector nuts and fittings
- -40°F to 150°F operating temperature
- Greater depth and number of corrugations to withstand greater torque and bend cycles
- CSA listed to ANSI Z21.24, CSA 6.10, ANSI Z21.75, CSA 6.27; AGAL Contract no. 8204 (American Gas Association Laboratories tested and accepted for vibration resistance to 25 years)
- Listed by the NYC Board of Standards and Appeals and by the Commonwealth of Massachusetts Division of Registration in addition to many gas utilities and local code bodies nationwide

BrassCraft.

EXAMPLE

CSSC54 - 48 [CSSC][54] - [48]
TYPE FITTINGS LENGTH

TYPE

- CSSB** Coated Stainless Steel – 3/4 in. I.D. (7/8 in. O.D.) Tube
CSSC Coated Stainless Steel – 1/2 in. I.D. (5/8 in. O.D.) Tube
CSSD Coated Stainless Steel – 3/8 in. I.D. (1/2 in. O.D.) Tube
CSSL Coated Stainless Steel – 1/4 in. I.D. (3/8 in. O.D.) Tube

FITTINGS

- 1** 3/4 in. Male NPT (with 1/2 in. Female NPT)
2 3/4 in. Female NPT
4 1/2 in. Male NPT (with 3/8 in. Female NPT)
5 1/2 in. Female NPT
J 3/4 in. Female NPT Ball Valve
K 1/2 in. Female NPT Ball Valve

LENGTH (INCHES)

- Standard lengths: 12 in., 18 in., 24 in., 30 in., 36 in., 48 in., 60 in., and 72 in.
- Standard lengths include adaptors
- Connectors with ball valves are approximately 1 in. longer

Flexible Gas Connectors – 1/2 inch OD Tube with Fittings

PART NO	LENGTH (IN)	CONNECTOR TUBE OD (IN)	CONNECTOR TUBE ID (IN)	FITTING 1 TYPE	FITTING 1 SIZE NPT (IN)	FITTING 2 TYPE	FITTING 2 SIZE NPT (IN)	BALL VALVE ON FITTING 2	CASE QTY	CASE REQ
CSSD54-36	36	1/2	3/8	Male	1/2	Female	1/2	Not Included	25	Yes

Flexible Gas Connectors – 5/8 inch OD Tube with Ball Valve

PART NO	LENGTH (IN)	CONNECTOR TUBE OD (IN)	CONNECTOR TUBE ID (IN)	FITTING 1 TYPE	FITTING 1 SIZE NPT (IN)	FITTING 2 TYPE	FITTING 2 SIZE NPT (IN)	BALL VALVE ON FITTING 2	CASE QTY	CASE REQ
CSSC4K-24	24	5/8	1/2	Male	1/2	Female	1/2	Included	20	Yes



FLEXIBLE GAS CONNECTORS

Flexible Gas Connectors – 5/8 inch OD Tube with Fittings

PART NO	LENGTH (IN)	CONNECTOR TUBE OD (IN)	CONNECTOR TUBE ID (IN)	FITTING 1 TYPE	FITTING 1 SIZE NPT (IN)	FITTING 2 TYPE	FITTING 2 SIZE NPT (IN)	BALL VALVE ON FITTING 2	CASE QTY	CASE REQ
CSSC54-36	36	5/8	1/2	Male	1/2	Female	1/2	Not Included	25	Yes
CSSC44-36	36	5/8	1/2	Male	1/2	Male	1/2	Not Included	25	Yes
CSSC54-12	12	5/8	1/2	Male	1/2	Female	1/2	Not Included	25	Yes
CSSC54-18	18	5/8	1/2	Male	1/2	Female	1/2	Not Included	25	Yes
CSSC14-24	24	5/8	1/2	Male	3/4	Male	1/2	Not Included	25	Yes
CSSC14-48	48	5/8	1/2	Male	3/4	Male	1/2	Not Included	25	Yes
CSSC54-24	24	5/8	1/2	Male	1/2	Female	1/2	Not Included	25	Yes
CSSC54-48	48	5/8	1/2	Male	1/2	Female	1/2	Not Included	25	Yes
CSSC14-30	30	5/8	1/2	Male	3/4	Male	1/2	Not Included	25	Yes
CSSC21-24	24	5/8	1/2	Female	3/4	Male	3/4	Not Included	25	Yes
CSSC44-18	18	5/8	1/2	Male	1/2	Male	1/2	Not Included	25	Yes
CSSC44-24	24	5/8	1/2	Male	1/2	Male	1/2	Not Included	25	Yes
CSSC11-24	24	5/8	1/2	Male	3/4	Male	3/4	Not Included	25	Yes
CSSC14-36	36	5/8	1/2	Male	3/4	Male	1/2	Not Included	25	Yes



Replacement End Fittings for Flexible Gas Connectors

PART NO	DESCRIPTION
MAU2-10-12S	Adapter - 3/4 Male NPT x 5/8 in. Male Flare
MAU2-10-8S	Adapter - 1/2 Male NPT x 5/8 in. Male Flare

BLACK IRON PIPE & FITTINGS

BLACK IRON CUT PIPE AND NIPPLES

Black Iron Cut Pipe and Nipples – 1/2 Inch NPT



PART NO	LENGTH (IN)	THREAD SIZE NPT (IN)	SCHEDULE NO	CASE QTY	CASE REQ
362206	—	1/2	40	25	Yes
362207	1-1/2	1/2	40	25	Yes
362208	2	1/2	40	25	Yes
362209	2-1/2	1/2	40	25	Yes
362210	3	1/2	40	25	Yes
362211	3-1/2	1/2	40	25	Yes
PD362212	4	1/2	40	25	Yes
362213	4-1/2	1/2	40	25	Yes
362214	5	1/2	40	25	Yes
362215	5-1/2	1/2	40	25	Yes
362216	6	1/2	40	25	Yes
362218	7	1/2	40	25	Yes
362220	8	1/2	40	25	Yes
362222	9	1/2	40	25	Yes
362224	10	1/2	40	25	Yes
362226	11	1/2	40	25	Yes
362228	12	1/2	40	25	Yes
362231	15	1/2	40	5	Yes
362233	18	1/2	40	5	Yes
362234	24	1/2	40	5	Yes

continued on next page



BLACK IRON PIPE & FITTINGS

Black Iron Cut Pipe and Nipples – 1/2 Inch NPT (continued)

PART NO	LENGTH (IN)	THREAD SIZE NPT (IN)	SCHEDULE NO	CASE QTY	CASE REQ
362235	30	1/2	40	5	Yes
PD362236	36	1/2	40	5	Yes
362237	48	1/2	40	5	Yes
362238	60	1/2	40	5	Yes

Black Iron Cut Pipe and Nipples – 3/4 Inch NPT

PART NO	LENGTH (IN)	THREAD SIZE NPT (IN)	SCHEDULE NO	CASE QTY	CASE REQ
362241	—	3/4	40	25	Yes
362242	1-1/2	3/4	40	25	Yes
PD362243	2	3/4	40	25	Yes
362244	2-1/2	3/4	40	25	Yes
362245	3	3/4	40	25	Yes
362246	3-1/2	3/4	40	25	Yes
362247	4	3/4	40	25	Yes
362248	4-1/2	3/4	40	25	Yes
362249	5	3/4	40	25	Yes
PD362250	5-1/2	3/4	40	25	Yes
362251	6	3/4	40	25	Yes
362253	7	3/4	40	25	Yes
362255	8	3/4	40	25	Yes
362257	9	3/4	40	25	Yes
362259	10	3/4	40	25	Yes
362261	11	3/4	40	25	Yes
362263	12	3/4	40	25	Yes
362268	18	3/4	40	5	Yes
362272B	24	3/4	40	5	Yes
362272H	30	3/4	40	5	Yes
362272N	36	3/4	40	5	Yes

Black Iron Cut Pipe and Nipples – 1 Inch NPT

PART NO	LENGTH (IN)	THREAD SIZE NPT (IN)	SCHEDULE NO	CASE QTY	CASE REQ
362276	—	1	40	25	Yes
362277	2	1	40	25	Yes
362278	2-1/2	1	40	25	Yes
362279	3	1	40	25	Yes
362280	3-1/2	1	40	25	Yes
PD362281	4	1	40	25	Yes
362282	4-1/2	1	40	25	Yes
362283	5	1	40	25	Yes
362284	5-1/2	1	40	25	Yes
362285	6	1	40	25	Yes
362287	7	1	40	25	Yes
362289	8	1	40	25	Yes
362291	9	1	40	25	Yes
362293	10	1	40	5	Yes
362295	11	1	40	5	Yes
362297	12	1	40	25	Yes
362303	18	1	40	5	Yes
362309	24	1	40	5	Yes
362309F	30	1	40	5	Yes
362309L	36	1	40	5	Yes



BLACK IRON PIPE & FITTINGS



Black Iron Cut Pipe and Nipples – 1-1/2 Inch NPT

PART NO	LENGTH (IN)	THREAD SIZE NPT (IN)	SCHEDULE NO	CASE QTY	CASE REQ
362344	—	1-1/2	40	25	Yes
362345	2	1-1/2	40	25	Yes
362346	2-1/2	1-1/2	40	25	Yes
362347	3	1-1/2	40	25	Yes
362348	3-1/2	1-1/2	40	25	Yes
362349	4	1-1/2	40	25	Yes
362351	5	1-1/2	40	25	Yes
362352	5-1/2	1-1/2	40	25	Yes
362353	6	1-1/2	40	25	Yes
362357	8	1-1/2	40	25	Yes
362361	10	1-1/2	40	5	Yes
362365	12	1-1/2	40	5	Yes
362371	18	1-1/2	40	5	Yes
362377	24	1-1/2	40	5	Yes
362377F	30	1-1/2	40	5	Yes
362377L	36	1-1/2	40	5	Yes



Black Iron Cut Pipe and Nipples – 2 Inch NPT

PART NO	LENGTH (IN)	THREAD SIZE NPT (IN)	SCHEDULE NO	CASE QTY	CASE REQ
362378	—	2	40	25	Yes
362379	2-1/2	2	40	25	Yes
PD362380	3	2	40	25	Yes
362381	3-1/2	2	40	25	Yes
362382	4	2	40	25	Yes
362384	5	2	40	25	Yes
362385	5-1/2	2	40	25	Yes
362386	6	2	40	25	Yes
362390	8	2	40	25	Yes
362394	10	2	40	5	Yes
362398	12	2	40	5	Yes
362404	18	2	40	5	Yes
PD362410	24	2	40	5	Yes
362410F	30	2	40	5	Yes
362410L	36	2	40	5	Yes



Nipple Assortment

PART NO	DESCRIPTION
362001AP	Black Pipe Nipple Assortment - 66 Assorted Lengths of 1/2 in. Nipples
362002AP	Black Pipe Nipple Assortment - 66 Assorted Lengths of 3/4 in. Nipples
362003AP	Black Pipe Nipple Assortment - 60 Assorted Lengths of 1 in. Nipples
362004AP	Black Pipe Nipple Assortment - 60 Assorted Lengths of 1-1/4 in. Nipples
362007AP	Black Pipe Nipple Assortment - 11 Assorted Lengths of 1/2 in. Nipples
362008AP	Black Pipe Nipple Assortment - 11 Assorted Lengths of 3/4 in. Nipples



BLACK IRON PIPE & FITTINGS



Black Iron Elbows – 90 Degrees

PART NO	FITTING 1 SIZE NPT (IN)	FITTING 2 SIZE NPT (IN)	ELBOW ANGLE (DEGREES)	FITTING CLASS	CASE QTY	CASE REQ
660101	1/4	1/4	90	150	120	Yes
660102	3/8	3/8	90	150	60	Yes
660103	1/2	1/2	90	150	100	Yes
660147	1/2	3/4	90	150	80	Yes
660104	3/4	3/4	90	150	105	Yes
660149	3/4	1	90	150	50	Yes
660105	1	1	90	150	90	Yes
660106	1-1/4	1-1/4	90	150	50	Yes
660107	1-1/2	1-1/2	90	150	15	Yes
660108	2	2	90	150	8	Yes



Black Iron Elbows – 45 Degrees

PART NO	FITTING 1 SIZE NPT (IN)	FITTING 2 SIZE NPT (IN)	ELBOW ANGLE (DEGREES)	FITTING CLASS	CASE QTY	CASE REQ
660181	1/4	1/4	45	150	50	Yes
660182	3/8	3/8	45	150	75	Yes
660183	1/2	1/2	45	150	100	Yes
660184	3/4	3/4	45	150	60	Yes
660185	1	1	45	150	30	Yes
660186	1-1/4	1-1/4	45	150	20	Yes
660187	1-1/2	1-1/2	45	150	15	Yes
660188	2	2	45	150	12	Yes



Black Iron Street Elbows – 90 Degrees

PART NO	FITTING 1 SIZE NPT (IN)	FITTING 2 SIZE NPT (IN)	ELBOW ANGLE (DEGREES)	FITTING CLASS	CASE QTY	CASE REQ
660121	1/4	1/4	90	150	120	Yes
660122	3/8	3/8	90	150	60	Yes
660123	1/2	1/2	90	150	90	Yes
660124	3/4	3/4	90	150	35	Yes
660125	1	1	90	150	90	Yes
660126	1-1/4	1-1/4	90	150	50	Yes
660127	1-1/2	1-1/2	90	150	15	Yes
660128	2	2	90	150	8	Yes



Black Iron Street Elbows – 45 Degrees

PART NO	FITTING 1 SIZE NPT (IN)	FITTING 2 SIZE NPT (IN)	ELBOW ANGLE (DEGREES)	FITTING CLASS	CASE QTY	CASE REQ
660201	1/4	1/4	45	150	10	Yes
660202	3/8	3/8	45	150	25	Yes
660203	1/2	1/2	45	150	25	Yes
660204	3/4	3/4	45	150	25	Yes
660205	1	1	45	150	40	Yes
660206	1-1/4	1-1/4	45	150	20	Yes
660207	1-1/2	1-1/2	45	150	5	Yes
660208	2	2	45	150	5	Yes



Black Iron Merchant Couplings

PART NO	FITTING 1 SIZE NPT (IN)	FITTING 2 SIZE NPT (IN)	FITTING CLASS	CASE QTY	CASE REQ
MCB1013	1/2	1/2	150	25	Yes
MCB1014	3/4	3/4	150	50	Yes



BLACK IRON PIPE & FITTINGS



Black Iron Couplings

PART NO	FITTING 1 SIZE NPT (IN)	FITTING 2 SIZE NPT (IN)	FITTING CLASS	CASE QTY	CASE REQ
660322	3/8	3/8	150	120	Yes
660323	1/2	1/2	150	120	Yes
660324	3/4	3/4	150	75	Yes
660325	1	1	150	50	Yes
660326	1-1/4	1-1/4	150	16	Yes
660327	1-1/2	1-1/2	150	18	Yes
660328	2	2	150	12	Yes



Black Iron Reducing Couplings

PART NO	FITTING 1 SIZE NPT (IN)	FITTING 2 SIZE NPT (IN)	FITTING CLASS	CASE QTY	CASE REQ
660545	1/2	3/8	150	150	Yes
660549	3/4	1/2	150	90	Yes
660552	1	1/2	150	60	Yes
660553	1	3/4	150	50	Yes
660554	1-1/4	1/2	150	75	Yes
660556	1-1/4	1	150	30	Yes



Black Iron Tees

PART NO	FITTING 1 SIZE NPT (IN)	FITTING 2 SIZE NPT (IN)	BRANCH FITTING SIZE NPT (IN)	FITTING CLASS	CASE QTY	CASE REQ
660221	1/4	1/4	1/4	150	75	Yes
660222	3/8	3/8	3/8	150	45	Yes
660223	1/2	1/2	1/2	150	60	Yes
660224	3/4	3/4	3/4	150	35	Yes
660225	1	1	1	150	20	Yes
660226	1-1/4	1-1/4	1-1/4	150	14	Yes
660227	1-1/2	1-1/2	1-1/2	150	24	Yes
660228	2	2	2	150	8	Yes



Black Iron Reducing Tees

PART NO	FITTING 1 SIZE NPT (IN)	FITTING 2 SIZE NPT (IN)	BRANCH FITTING SIZE NPT (IN)	FITTING CLASS	CASE QTY	CASE REQ
6602431	1/2	1/2	3/4	150	120	Yes
660247	3/4	1/2	1/2	150	55	Yes
660248	3/4	1/2	3/4	150	50	Yes
660246	3/4	3/4	1/2	150	40	Yes
660251	1	1	1/2	150	30	Yes



Black Iron Unions

PART NO	FITTING 1 SIZE NPT (IN)	FITTING 2 SIZE NPT (IN)	FITTING CLASS	CASE QTY	CASE REQ
660511	1/4	1/4	150	60	Yes
660512	3/8	3/8	150	40	Yes
660513	1/2	1/2	150	50	Yes
660514	3/4	3/4	150	35	Yes
660515	1	1	150	20	Yes
660516	1-1/4	1-1/4	150	15	Yes
660517	1-1/2	1-1/2	150	10	Yes
660518	2	2	150	6	Yes

SUPPLIES



BLACK IRON PIPE & FITTINGS



Black Iron Reducing Bushings

PART NO	FITTING 1 SIZE NPT (IN)	FITTING 2 SIZE NPT (IN)	FITTING CLASS	CASE QTY	CASE REQ
660399	1/2	3/4	150	150	Yes
660402	1/2	1	150	100	Yes
660403	3/4	1	150	100	Yes



Black Iron Caps

PART NO	THREAD SIZE NPT (IN)	FITTING CLASS	CASE QTY	CASE REQ
660451	1/4	150	50	Yes
660452	3/8	150	80	Yes
660453	1/2	150	150	Yes
660454	3/4	150	80	Yes
660455	1	150	50	Yes
660456	1-1/4	150	40	Yes
660457	1-1/2	150	27	Yes
660458	2	150	18	Yes



Black Iron Plugs

PART NO	THREAD SIZE NPT (IN)	FITTING CLASS	CASE QTY	CASE REQ
660471	1/4	150	180	Yes
660472	3/8	150	300	Yes
660473	1/2	150	300	Yes
660474	3/4	150	180	Yes
660475	1	150	120	Yes
660476	1-1/4	150	60	Yes
660477	1-1/2	150	45	Yes
660478	2	150	30	Yes

THERMOSTAT CABLE



Thermostat Cable – Speedbags

Honeywell

PART NO	NO OF CONDUCTORS	CONDUCTOR SIZE (AWG)	CONDUCTOR TYPE	JACKET COLOR	PLENUM RATED	PACKAGING	ROLL LENGTH (FT)	CASE QTY	CASE REQ
47105807	2	18	Solid copper	Brown	—	Speedbag	500	1	—
47115807	3	18	Solid copper	Brown	—	Speedbag	500	1	—
47120907	4	18	Solid copper	Brown	—	Speedbag	250	1	—
47130907	5	18	Solid copper	Brown	—	Speedbag	250	1	—
47140907	6	18	Solid copper	Brown	—	Speedbag	250	1	—
47160907	8	18	Solid copper	Brown	—	Speedbag	250	1	—
47070907	8	20	Solid copper	Brown	—	Speedbag	250	1	—
47180907	10	18	Solid copper	Brown	—	Speedbag	250	1	—



Thermostat Cable – Spools

Honeywell

PART NO	NO OF CONDUCTORS	CONDUCTOR SIZE (AWG)	CONDUCTOR TYPE	JACKET COLOR	PLENUM RATED	PACKAGING	ROLL LENGTH (FT)	CASE QTY	CASE REQ
47104807	2	18	Solid copper	Brown	-	Spool	500	4	Yes
47114807	3	18	Solid copper	Brown	-	Spool	500	4	Yes
47120307	4	18	Solid copper	Brown	-	Spool	250	4	Yes
47130307	5	18	Solid copper	Brown	-	Spool	250	4	Yes
47140307	6	18	Solid copper	Brown	-	Spool	250	4	Yes
47160307	8	18	Solid copper	Brown	-	Spool	250	4	Yes
47070307	8	20	Solid copper	Brown	-	Spool	250	4	Yes
47180307	10	18	Solid copper	Brown	-	Spool	250	4	Yes



THERMOSTAT CABLE



Thermostat Wire (Plenum Rated) – Spools



PART NO	NO OF CONDUCTORS	CONDUCTOR SIZE (AWG)	CONDUCTOR TYPE	JACKET COLOR	PLENUM RATED	PACKAGING	ROLL LENGTH (FT)	CASE QTY	CASE REQ
32140312	2	18	Solid copper	Natural	Yes	Spool	250	4	—
32145012	2	18	Solid copper	Natural	Yes	Spool	500	—	—
47614812	3	18	Solid copper	Natural	Yes	Spool	500	4	Yes
47630312	5	18	Solid copper	Natural	Yes	Spool	250	4	Yes
32760312	5	18	Solid copper	Natural	Yes	Spool	250	4	—
32765012	5	18	Solid copper	Natural	Yes	Spool	500	—	—
47640312	6	18	Solid copper	Natural	Yes	Spool	250	4	Yes
47660312	8	18	Solid copper	Natural	Yes	Spool	250	4	Yes

REFRIGERANT RECOVERY CYLINDERS

All refrigerant recovery cylinders meet AHRI guidelines and government specifications for CFC, HCFC and HFC recovered refrigerants. Also meets DOT standard 4BA400. As noted, some cylinders include a float switch that cuts off flow to the tank when it is approximately 80% full.



Refrigerant Recovery Cylinders – CPS



PART NO	REFRIG CAPACITY (LBS)	CONNECTIONS	SERVICE PRESSURE (PSI)	FLOAT SWITCH	TANK COLOR
87-CRX400T	50	1/4 in. SAE Flare (M)	400	No	Yellow/Gray
87-CRX400TS	50	1/4 in. SAE Flare (M)	400	Yes	Yellow/Gray



Refrigerant Recovery Cylinders – Mastercool



PART NO	REFRIG CAPACITY (LBS)	CONNECTIONS	SERVICE PRESSURE (PSI)	FLOAT SWITCH	TANK COLOR
62010	30	1/4 in. SAE Flare (M)	400	No	Yellow/Gray
62011	30	1/4 in. SAE Flare (M)	400	Yes	Yellow/Gray
67010	30	1/2 in. ACME (M)	400	Yes	Blue
63010	50	1/4 in. SAE Flare (M)	400	No	Yellow/Gray
65010	50	1/4 in. SAE Flare (M)	400	Yes	Yellow/Gray

TANK HEATER



98250 Electronic Tank Heater



- Speeds up recharging time
- Assures total discharge of refrigerant from 30 lb. and 50 lb. tanks
- Heats tank to 125°F
- Quick-working 300W, 120V heater element

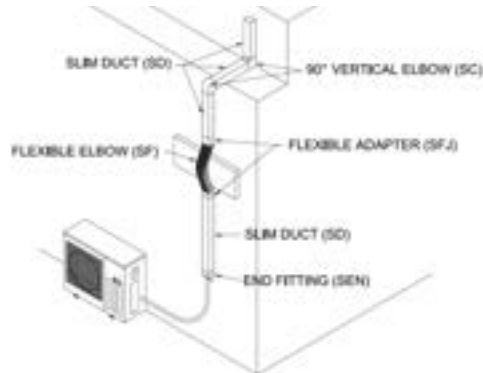
PART NO	DESCRIPTION
NV-98250	Electronic Tank Heater



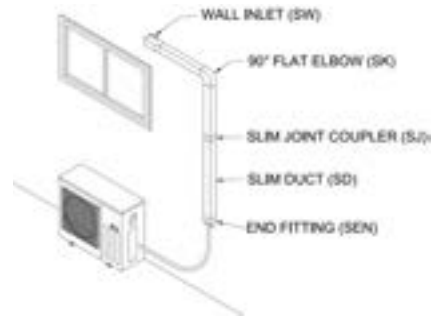
SLIMDUCT LINESET DUCTING SYSTEM

The SlimDuct series is a precision engineered system of prefabricated PVC ducts which are designed to conceal and protect external surface mounted refrigeration line sets. They can also be used to conceal drain hoses and electrical wiring. SlimDuct is weather resistant and available in three colors: ivory, white, or brown. Installation is simple with easy access for the technician.

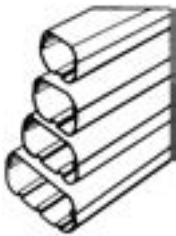
SLIMDUCT



Offset Wall Application



Flat Wall Application



SlimDuct SD Series Lineset Ducting

PART NO	SERIES	FITTING TYPE	COLOR	NOM CROSS SECTION (IN)	NOM LENGTH (IN)	CASE QTY	CASE REQ
SD-77-B	SD	Ducting	Brown	3 x 2-1/2	78	5	Yes
SD-100-B	SD	Ducting	Brown	4 x 2-3/4	78	5	Yes
SD-140-B	SD	Ducting	Brown	5-1/2 x 3	78	5	Yes
SD-77-I	SD	Ducting	Ivory	3 x 2-1/2	78	5	Yes
SD-100-I	SD	Ducting	Ivory	4 x 2-3/4	78	5	Yes
SD-140-I	SD	Ducting	Ivory	5-1/2 x 3	78	5	Yes
SD-77-W	SD	Ducting	White	3 x 2-1/2	78	5	Yes
SD-100-W	SD	Ducting	White	4 x 2-3/4	78	5	Yes
SD-140-W	SD	Ducting	White	5-1/2 x 3	78	5	Yes



SlimDuct SJ Series Couplers

PART NO	SERIES	FITTING TYPE	COLOR	NOM CROSS SECTION (IN)	NOM LENGTH (IN)	CASE QTY	CASE REQ
SJ-77-B	SJ	Coupler (Slim Joint)	Brown	3 x 2-1/2	2	10	Yes
SJ-100-B	SJ	Coupler (Slim Joint)	Brown	4 x 2-3/4	2-1/2	10	Yes
SJ-140-B	SJ	Coupler (Slim Joint)	Brown	5-1/2 x 3	3-1/2	10	Yes
SJ-77-I	SJ	Coupler (Slim Joint)	Ivory	3 x 2-1/2	2	10	Yes
SJ-100-I	SJ	Coupler (Slim Joint)	Ivory	4 x 2-3/4	2-1/2	10	Yes
SJ-140-I	SJ	Coupler (Slim Joint)	Ivory	5-1/2 x 3	3-1/2	10	Yes
SJ-77-W	SJ	Coupler (Slim Joint)	White	3 x 2-1/2	2	10	Yes
SJ-100-W	SJ	Coupler (Slim Joint)	White	4 x 2-3/4	2-1/2	10	Yes
SJ-140-W	SJ	Coupler (Slim Joint)	White	5-1/2 x 3	3-1/2	10	Yes

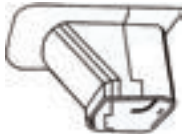


SlimDuct SW Series Wall Inlets

PART NO	SERIES	FITTING TYPE	COLOR	NOM CROSS SECTION (IN)	NOM LENGTH (IN)	CASE QTY	CASE REQ
SW-77-B	SW	Wall Inlet (Wall Corner)	Brown	3 x 2-1/2	8	10	Yes
SW-100-B	SW	Wall Inlet (Wall Corner)	Brown	4 x 2-3/4	8-3/4	10	Yes
SW-140-B	SW	Wall Inlet (Wall Corner)	Brown	5-1/2 x 3	11	5	Yes
SW-77-I	SW	Wall Inlet (Wall Corner)	Ivory	3 x 2-1/2	8	10	Yes
SW-100-I	SW	Wall Inlet (Wall Corner)	Ivory	4 x 2-3/4	8-3/4	10	Yes
SW-140-I	SW	Wall Inlet (Wall Corner)	Ivory	5-1/2 x 3	11	5	Yes
SW-77-W	SW	Wall Inlet (Wall Corner)	White	3 x 2-1/2	8	10	Yes
SW-100-W	SW	Wall Inlet (Wall Corner)	White	4 x 2-3/4	8-3/4	10	Yes
SW-140-W	SW	Wall Inlet (Wall Corner)	White	5-1/2 x 3	11	5	Yes



SLIMDUCT LINESET DUCTING SYSTEM



SlimDuct SP Series Soffit Inlets

PART NO	SERIES	FITTING TYPE	COLOR	NOM CROSS SECTION (IN)	NOM LENGTH (IN)	CASE QTY	CASE REQ
SP-77-B	SP	Soffit Inlet (Ceiling Cap)	Brown	3 x 2-1/2	2-3/4	20	Yes
SP-100-B	SP	Soffit Inlet (Ceiling Cap)	Brown	4 x 2-3/4	2-3/4	10	Yes
SP-140-B	SP	Soffit Inlet (Ceiling Cap)	Brown	5-1/2 x 3	2-3/4	5	Yes
SP-77-I	SP	Soffit Inlet (Ceiling Cap)	Ivory	3 x 2-1/2	2-3/4	20	Yes
SP-100-I	SP	Soffit Inlet (Ceiling Cap)	Ivory	4 x 2-3/4	2-3/4	10	Yes
SP-140-I	SP	Soffit Inlet (Ceiling Cap)	Ivory	5-1/2 x 3	2-3/4	5	Yes
SP-77-W	SP	Soffit Inlet (Ceiling Cap)	White	3 x 2-1/2	2-3/4	20	Yes
SP-100-W	SP	Soffit Inlet (Ceiling Cap)	White	4 x 2-3/4	2-3/4	10	Yes
SP-140-W	SP	Soffit Inlet (Ceiling Cap)	White	5-1/2 x 3	2-3/4	5	Yes



SlimDuct SEN Series End Fittings

PART NO	SERIES	FITTING TYPE	COLOR	NOM CROSS SECTION (IN)	NOM LENGTH (IN)	CASE QTY	CASE REQ
SEN-77-B	SEN	End Fitting (End Cover)	Brown	3 x 2-1/2	5-1/2	20	Yes
SEN-100-B	SEN	End Fitting (End Cover)	Brown	4 x 2-3/4	6-1/2	20	Yes
SEN-140-B	SEN	End Fitting (End Cover)	Brown	5-1/2 x 3	9	10	Yes
SEN-77-I	SEN	End Fitting (End Cover)	Ivory	3 x 2-1/2	5-1/2	20	Yes
SEN-100-I	SEN	End Fitting (End Cover)	Ivory	4 x 2-3/4	6-1/2	20	Yes
SEN-140-I	SEN	End Fitting (End Cover)	Ivory	5-1/2 x 3	9	10	Yes
SEN-77-W	SEN	End Fitting (End Cover)	White	3 x 2-1/2	5-1/2	20	Yes
SEN-100-W	SEN	End Fitting (End Cover)	White	4 x 2-3/4	6-1/2	20	Yes
SEN-140-W	SEN	End Fitting (End Cover)	White	5-1/2 x 3	9	10	Yes



SlimDuct SK Series 90 Degree Flat Elbows

PART NO	SERIES	FITTING TYPE	COLOR	NOM CROSS SECTION (IN)	NOM LENGTH (IN)	CASE QTY	CASE REQ
SK-77-B	SK	Flat Elbow - 90 degree	Brown	3 x 2-1/2	5	10	Yes
SK-100-B	SK	Flat Elbow - 90 degree	Brown	4 x 2-3/4	6	10	Yes
SK-77-I	SK	Flat Elbow - 90 degree	Ivory	3 x 2-1/2	5	10	Yes
SK-100-I	SK	Flat Elbow - 90 degree	Ivory	4 x 2-3/4	6	10	Yes
SK-140-W	SK	Flat Elbow - 90 degree	Ivory	5-1/2 x 3	7-1/2	5	Yes
SK-140-B	SK	Flat Elbow - 90 degree	Ivory	5-1/2 x 3	7-1/2	5	Yes
SK-140-I	SK	Flat Elbow - 90 degree	Ivory	5-1/2 x 3	7-1/2	5	Yes
SK-77-W	SK	Flat Elbow - 90 degree	White	3 x 2-1/2	5	10	Yes
SK-100-W	SK	Flat Elbow - 90 degree	White	4 x 2-3/4	6	10	Yes



SlimDuct SKF Series 45 Degree Flat Elbows

PART NO	SERIES	FITTING TYPE	COLOR	NOM CROSS SECTION (IN)	NOM LENGTH (IN)	CASE QTY	CASE REQ
SKF-77-B	SKF	Flat Elbow - 45 degree	Brown	3 x 2-1/2	2-1/2	20	Yes
SKF-100-B	SKF	Flat Elbow - 45 degree	Brown	4 x 2-3/4	3	10	Yes
SKF-140-B	SKF	Flat Elbow - 45 degree	Brown	5-1/2 x 3	3-5/8	5	Yes
SKF-77-I	SKF	Flat Elbow - 45 degree	Ivory	3 x 2-1/2	2-1/2	20	Yes
SKF-100-I	SKF	Flat Elbow - 45 degree	Ivory	4 x 2-3/4	3	10	Yes
SKF-140-I	SKF	Flat Elbow - 45 degree	Ivory	5-1/2 x 3	3-5/8	5	Yes
SKF-77-W	SKF	Flat Elbow - 45 degree	White	3 x 2-1/2	2-1/2	20	Yes
SKF-100-W	SKF	Flat Elbow - 45 degree	White	4 x 2-3/4	3	10	Yes
SKF-140-W	SKF	Flat Elbow - 45 degree	White	5-1/2 x 3	3-5/8	5	Yes



SLIMDUCT LINESET DUCTING SYSTEM



SlimDuct SC Series 90 Degree Vertical Elbows

PART NO	SERIES	FITTING TYPE	COLOR	NOM CROSS SECTION (IN)	NOM LENGTH (IN)	CASE QTY	CASE REQ
SC-77-B	SC	Vertical Elbow - 90 degree	Brown	3 x 2-1/2	4	10	Yes
SC-100-B	SC	Vertical Elbow - 90 degree	Brown	4 x 2-3/4	4-1/2	10	Yes
SC-140-B	SC	Vertical Elbow - 90 degree	Brown	5-1/2 x 3	5	5	Yes
SC-77-I	SC	Vertical Elbow - 90 degree	Ivory	3 x 2-1/2	4	10	Yes
SC-100-I	SC	Vertical Elbow - 90 degree	Ivory	4 x 2-3/4	4-1/2	10	Yes
SC-140-I	SC	Vertical Elbow - 90 degree	Ivory	5-1/2 x 3	5	5	Yes
SC-77-W	SC	Vertical Elbow - 90 degree	White	3 x 2-1/2	4	10	Yes
SC-100-W	SC	Vertical Elbow - 90 degree	White	4 x 2-3/4	4-1/2	10	Yes
SC-140-W	SC	Vertical Elbow - 90 degree	White	5-1/2 x 3	5	5	Yes



SlimDuct SCF Series 45 Degree Vertical Elbows

PART NO	SERIES	FITTING TYPE	COLOR	NOM CROSS SECTION (IN)	NOM LENGTH (IN)	CASE QTY	CASE REQ
SCF-77-B	SCF	Vertical Elbow - 45 degree	Brown	3 x 2-1/2	2-13/32	20	Yes
SCF-100-B	SCF	Vertical Elbow - 45 degree	Brown	4 x 2-3/4	3-1/2	10	Yes
SCF-140-B	SCF	Vertical Elbow - 45 degree	Brown	5-1/2 x 3	2-5/8	5	Yes
SCF-77-I	SCF	Vertical Elbow - 45 degree	Ivory	3 x 2-1/2	2-13/32	20	Yes
SCF-100-I	SCF	Vertical Elbow - 45 degree	Ivory	4 x 2-3/4	3-1/2	10	Yes
SCF-140-I	SCF	Vertical Elbow - 45 degree	Ivory	5-1/2 x 3	2-5/8	5	Yes
SCF-77-W	SCF	Vertical Elbow - 45 degree	White	3 x 2-1/2	2-13/32	20	Yes
SCF-100-W	SCF	Vertical Elbow - 45 degree	White	4 x 2-3/4	3-1/2	10	Yes
SCF-140-W	SCF	Vertical Elbow - 45 degree	White	5-1/2 x 3	2-5/8	5	Yes



SlimDuct SF Series Flexible Elbows

PART NO	SERIES	FITTING TYPE	COLOR	NOM CROSS SECTION (IN)	NOM LENGTH (IN)	CASE QTY	CASE REQ
SF-77-500-B	SF	Flexible Elbow	Brown	3 x 2-1/2	19-1/2	20	Yes
SF-77-500-I	SF	Flexible Elbow	Ivory	3 x 2-1/2	19-1/2	20	Yes
SF-77-1000-I	SF	Flexible Elbow	Ivory	4 x 2-3/4	40-1/2	20	Yes
SF-100-800-I	SF	Flexible Elbow	Ivory	4 x 2-3/4	31-1/2	10	Yes
SF-140-800-I	SF	Flexible Elbow	Ivory	5-1/2 x 3	31-1/2	5	Yes
SF-77-500-W	SF	Flexible Elbow	White	3 x 2-1/2	19-1/2	20	Yes
SF-100-800-W	SF	Flexible Elbow	White	4 x 2-3/4	31-1/2	10	Yes



SlimDuct SFJ Series Flexible Adapters

PART NO	SERIES	FITTING TYPE	COLOR	NOM CROSS SECTION (IN)	NOM LENGTH (IN)	CASE QTY	CASE REQ
SFJ-77-B	SFJ	Flexible Adapter	Brown	3 x 2-1/2	1-3/8	20	Yes
SFJ-100-B	SFJ	Flexible Adapter	Brown	4 x 2-3/4	1-1/2	20	Yes
SFJ-77-I	SFJ	Flexible Adapter	Ivory	3 x 2-1/2	1-3/8	20	Yes
SFJ-100-I	SFJ	Flexible Adapter	Ivory	4 x 2-3/4	1-1/2	20	Yes
SFJ-77-W	SFJ	Flexible Adapter	White	3 x 2-1/2	1-3/8	20	Yes
SFJ-100-W	SFJ	Flexible Adapter	White	4 x 2-3/4	1-1/2	20	Yes



TAPES

DUCT TAPES – VENTURE TAPE



864031 (1581A) UL181A-P/UL181B-FX Printed Aluminum Foil Duct Tape

Specially designed for taping joints and seams against moisture and vapor on foil jacketed insulation

- Dead soft aluminum foil backing is extremely conformable to irregular surfaces.
- Excellent adhesion and quick stick
- Complies with VOC requirements of SCAQMD Rule 1168
- Contributes toward satisfying EA Credit 1 (Optimize Energy Performance) and EQ Credit 4.1 (Low Emitting Materials, Adhesives & Sealants) under LEED

PART NO	THICKNESS (MILS)	WIDTH (IN)	ROLL LENGTH (YDS)	COLOR	BACKING	ADHESIVE	PRINTED	AGENCY CERT	SMOKE DEV UL723 TEST METHOD	FLAME SPR UL723 TEST METHOD	SVC TEMP RANGE (°F)	CASE QTY	CASE REQ
864031	4.0	2-1/2	60	Aluminum	Foil	Acrylic Base	Yes	UL listed UL181A-P UL181B-FX	10.5	20	10 to 350	20	Yes



864034 (1599B) UL181B-FX Printed Flexible Duct Closure Tape

UV resistant biaxially oriented polypropylene (BOPP) tape coated with a Venture's CW® cold weather solvent acrylic adhesive. Hand tearable, thinner and tougher than traditional duct tapes, Venture 1599B lasts longer and will not delaminate with age. Provides easy application, superior performance, and durability over a wide range of temperatures and environments — including high heat desert conditions.

- High performance flexible duct closure tape performs well over a wide temperature range
- Venture CW all weather acrylic adhesive applies easily at temperatures as cold as -35°F
- Ideal for use on metal and metal connections
- Higher adhesion and tack than traditional cloth duct tapes
- Excels in high heat and humidity conditions

PART NO	THICKNESS (MILS)	WIDTH (IN)	ROLL LENGTH (YDS)	COLOR	BACKING	ADHESIVE	PRINTED	AGENCY CERT	SMOKE DEV UL723 TEST METHOD	FLAME SPR UL723 TEST METHOD	SVC TEMP RANGE (°F)	CASE QTY	CASE REQ
864034	3.0	2	120	Silver	BOPP biaxially oriented polypropylene	Acrylic Base	Yes	UL listed UL181B-FX	25	50	-35 to 260	24	Yes



864030 (3520CW) HVAC Aluminum Foil Tape

Annealed aluminum foil coated with Venture's CW® cold weather solvent acrylic pressure sensitive adhesive. The malleable foil applies easily to both fibrous and sheet metal ducts and conforms to irregular surfaces. Excels in demanding temperature and humidity applications and provides superior performance and durability over a wide range of environmental conditions.

- Specifically designed for cold weather conditions; also excels in high heat and humidity conditions
- Specifically designed for sealing sheet metal ducts and metal duct connections
- Hand tearable allows for easy installation

PART NO	THICKNESS (MILS)	WIDTH (IN)	ROLL LENGTH (YDS)	COLOR	BACKING	ADHESIVE	PRINTED	AGENCY CERT	SMOKE DEV UL723 TEST METHOD	FLAME SPR UL723 TEST METHOD	SVC TEMP RANGE (°F)	CASE QTY	CASE REQ
864030	3.7	3	50	Aluminum	Foil	Acrylic Base	No	UL classified UL723	5	10	-35 to 260	16	Yes



864033 (1525CW) FSK Facing Tape

Aluminum foil/scrim/kraft (FSK) lamination coated with Venture's CW® cold weather solvent acrylic pressure sensitive adhesive. Versatile FSK applies easily to both fibrous and sheet metal ducts and easily conforms to irregular surfaces. Excels in demanding temperature and humidity applications and provides superior performance and durability over a wide range of environmental conditions.

- Specifically designed for cold weather conditions; also excels in high heat and humidity conditions
- Tri-directionally reinforced 2 x 3 squares per inch fiberglass scrim
- High performance insulation tape is ideal for use as a vapor seal for reinforced fiberglass or mineral wool thermal insulation
- Hand tearable allows for easy installation

PART NO	THICKNESS (MILS)	WIDTH (IN)	ROLL LENGTH (YDS)	COLOR	BACKING	ADHESIVE	PRINTED	AGENCY CERT	SMOKE DEV UL723 TEST METHOD	FLAME SPR UL723 TEST METHOD	SVC TEMP RANGE (°F)	CASE QTY	CASE REQ
864033	6.5	3	50	Aluminum	Reinforced Fiberglass Scrim	Acrylic Base	No	UL classified UL723	5	10	-35 to 260	16	Yes



TAPES

DUCT TAPES – VENTURE TAPE



864032 (1556) Pro Grade Waterproof Cloth Duct Tape

A high strength, premium quality polyethylene coated cotton cloth tape coated with an aggressive, high tack, natural rubber pressure sensitive adhesive system. Adheres well to sheet metal duct and conforms well to corners and irregular surfaces.

- Vapor sealing sheet metal ductwork and general purpose heavy duty service
- Also used for hanging poly sheeting

PART NO	THICKNESS (MILS)	WIDTH (IN)	ROLL LENGTH (YDS)	COLOR	BACKING	ADHESIVE	PRINTED	AGENCY CERT	SMOKE DEV UL723 TEST METHOD	FLAME SPR UL723 TEST METHOD	SVC TEMP RANGE (°F)	CASE QTY	CASE REQ
864032	12.0	2	60	Silver	Polyethylene Coated Cloth	Rubber Base	No	—	—	—	40 to 175	24	Yes

DUCT TAPES – NASHUA



86-N324-P (324) UL181A-P/UL181B-FX Printed Aluminum Foil Ductboard Tape

Recommended for use on UL listed fiberglass duct board and flexible duct systems in accordance with manufacturer's installation instructions.

- High performance aggressive acrylic adhesive
- Adhesive protected by a bleached kraft paper liner which also provides easy unwind
- Excellent adhesion to duct board
- Provides long-term anchorage and strong cohesive bond for long-term durability
- Superior adhesion even at extremely low or high temperatures
- Complies with VOC requirements of SCAQMD Rule 1168
- Contributes toward satisfying EA Credit 1 (Optimize Energy Performance) and EQ Credit 4.1 (Low Emitting Materials, Adhesives & Sealants) under LEED

PART NO	THICKNESS (MILS)	WIDTH (IN)	ROLL LENGTH (YDS)	COLOR	BACKING	ADHESIVE	PRINTED	AGENCY CERT	SMOKE DEV UL723 TEST METHOD	FLAME SPR UL723 TEST METHOD	SVC TEMP RANGE (°F)	CASE QTY	CASE REQ
86-N324-P	4.8	2-1/2	60	Aluminum	Foil w/Liner	Acrylic Base	Yes	UL listed UL181A-P, UL181B-FX	0	3	-20 to 325	16	Yes



86-N557-P (557) UL181B-FX Printed Flexible Duct Closure Tape

Acts as a superior closure system for use with flexible air duct and air connectors, and is recommended for use on UL listed flexible air ducts in accordance with manufacturer's installation instructions. Tape is ideal for heating, air conditioning, ventilating, and refrigeration applications.

- Excellent adhesion and shear (holding power) performance
- Superior quality, performance, and tensile strength
- Excellent resistance to mold growth, humidity, flame spread, smoke generation, and the effects of high temperature
- Printed for easy identification
- Complies with VOC requirements of SCAQMD Rule 1168
- Contributes toward satisfying EA Credit 1 (Optimize Energy Performance) Performance) and EQ Credit 4.1 (Low Emitting Materials, Adhesives & Sealants) under LEED

PART NO	THICKNESS (MILS)	WIDTH (IN)	ROLL LENGTH (YDS)	COLOR	BACKING	ADHESIVE	PRINTED	AGENCY CERT	SMOKE DEV UL723 TEST METHOD	FLAME SPR UL723 TEST METHOD	SVC TEMP RANGE (°F)	CASE QTY	CASE REQ
86-N557-P	14.0	2	60	Silver	Polyethylene Coated Cloth	Rubber Base	Yes	UL listed UL181B-FX	15	15	200	24	Yes



TAPES

DUCT TAPES – NASHUA



86-N322 & 86-N322-3 (322 & 322-3) HVAC Aluminum Foil Tapes

Specially designed for taping joints and seams against moisture and vapor on foil jacketed insulation.

- Dead soft aluminum foil backing is extremely conformable to irregular surfaces
- Excellent adhesion and quick stick
- Complies with VOC requirements of SCAQMD Rule 1168
- Contributes toward satisfying EA Credit 1 (Optimize Energy Performance) and EQ Credit 4.1 (Low Emitting Materials, Adhesives & Sealants) under LEED

PART NO	THICKNESS (MILS)	WIDTH (IN)	ROLL LENGTH (YDS)	COLOR	BACKING	ADHESIVE	PRINTED	AGENCY CERT	SMOKE DEV UL723 TEST METHOD	FLAME SPR UL723 TEST METHOD	SVC TEMP RANGE (°F)	CASE QTY	CASE REQ
86-N322	5.0	2	50	Aluminum	Foil w/Liner	Rubber Base	No	UL classified UL723	25	10	200	24	Yes
86-N322-3	5.0	3	50	Aluminum	Foil w/Liner	Rubber Base	No	UL classified UL723	25	10	200	16	Yes



86-NFSK (FSK) FSK Facing Taping

For sealing and patching FSK duct boards and insulation. Extra-strength seal to maintain vapor barrier integrity.

- Aluminum foil FSK backing with a specially formulated adhesive interleaved with a release liner
- Specially designed to meet high strength, tear resistant sealing tape requirements
- Provides excellent adhesion to substrate over a wide temperature range
- Diamond pattern matches most FSK boards and blankets
- Complies with VOC requirements of SCAQMD Rule 1168
- Contributes toward satisfying EA Credit 1 (Optimize Energy Performance) and EQ Credit 4.1 (Low Emitting Materials, Adhesives & Sealants) under LEED

PART NO	THICKNESS (MILS)	WIDTH (IN)	ROLL LENGTH (YDS)	COLOR	BACKING	ADHESIVE	PRINTED	AGENCY CERT	SMOKE DEV UL723 TEST METHOD	FLAME SPR UL723 TEST METHOD	SVC TEMP RANGE (°F)	CASE QTY	CASE REQ
86-NFSK	8.0	3	50	Aluminum	Foil Tri-Directional Fiberglass Kraft Paper	Rubber Base	No	—	5	10	200	16	Yes



86-N345 (345) Premium Cloth Duct Tape

For heating, air conditioning, ventilating, and refrigeration applications.

- High quality polyethylene coated cloth
- Adheres aggressively to many different types of surfaces
- Excellent performance over a wide temperature range
- Tears straight, hangs straight, and resists curling
- Contributes toward satisfying EQ Credit 4.1 (Low Emitting Materials Adhesives & Sealants) under LEED

PART NO	THICKNESS (MILS)	WIDTH (IN)	ROLL LENGTH (YDS)	COLOR	BACKING	ADHESIVE	PRINTED	AGENCY CERT	SMOKE DEV UL723 TEST METHOD	FLAME SPR UL723 TEST METHOD	SVC TEMP RANGE (°F)	CASE QTY	CASE REQ
86-N345	12.0	2	60	Silver	Polyethylene Coated Cloth	Rubber Base	No	—	20	25	200	24	Yes



86-N396 (396) Multi-Purpose Cloth Duct Tape

For home and general repair, bundling, patching, and mending.

- Versatile polyethylene coated cloth tape
- Conforms well to irregular surfaces
- Adheres to a wide variety of substrates
- Tears straight, hangs straight, and curl resistant
- Contributes toward satisfying EQ Credit 4.1 (Low Emitting Materials Adhesives & Sealants) under LEED

PART NO	THICKNESS (MILS)	WIDTH (IN)	ROLL LENGTH (YDS)	COLOR	BACKING	ADHESIVE	PRINTED	AGENCY CERT	SMOKE DEV UL723 TEST METHOD	FLAME SPR UL723 TEST METHOD	SVC TEMP RANGE (°F)	CASE QTY	CASE REQ
86-N396	10.0	2	60	Silver	Polyethylene Coated Cloth	Rubber Base	No	—	—	—	200	24	Yes



TAPES

DUCT TAPES – NASHUA



86-N398, 86-N398-B & 86-N398-P (398 Silver, 398 Black, and 398 Silver Printed) Premium Cloth Duct Tape

For home and general repair, HVAC duct and equipment applications, asbestos removal and PE hanging.

- High quality polyethylene coated cloth
- Conforms well to irregular surfaces
- Adheres to a wide variety of substrates
- Tears straight, hangs straight, and curl resistant
- Easy unwind
- Contributes toward satisfying EQ Credit 4.1 (Low Emitting Materials Adhesives & Sealants) under LEED

PART NO	THICKNESS (MILS)	WIDTH (IN)	ROLL LENGTH (YDS)	COLOR	BACKING	ADHESIVE	PRINTED	AGENCY CERT	SMOKE DEV UL723 TEST METHOD	FLAME SPR UL723 TEST METHOD	SVC TEMP RANGE (°F)	CASE QTY	CASE REQ
86-N398	11.0	2	60	Silver	Polyethylene Coated Cloth	Rubber Base	No	—	10	10	200	24	Yes
86-N398-P	11.0	2	60	Silver	Polyethylene Coated Cloth	Rubber Base	Yes	—	10	10	200	24	Yes
86-N398-B	11.0	2	60	Black	Polyethylene Coated Cloth	Rubber Base	No	—	10	10	200	24	Yes



86-N357 & 86-N357-B (357 Silver & 357 Black) Premium Cloth Duct Tape

For heating, air conditioning, ventilating, and refrigeration applications. Superior tensile strength.

- Clean release; resists delaminating
- Conforms to a wide variety of surfaces
- Outstanding performance over a wide temperature range
- Tears straight, hangs straight, and resists curling
- Preferred tape of professional contractors who demand a consistent, trouble-free product
- Contributes toward satisfying EQ Credit 4.1 (Low Emitting Materials Adhesives & Sealants) under LEED

PART NO	THICKNESS (MILS)	WIDTH (IN)	ROLL LENGTH (YDS)	COLOR	BACKING	ADHESIVE	PRINTED	AGENCY CERT	SMOKE DEV UL723 TEST METHOD	FLAME SPR UL723 TEST METHOD	SVC TEMP RANGE (°F)	CASE QTY	CASE REQ
86-N357	13.0	2	60	Silver	Polyethylene Coated Cloth	Rubber Base	No	—	20	15	200	24	Yes
86-N357-B	13.0	2	60	Black	Polyethylene Coated Cloth	Rubber Base	No	—	20	15	200	24	Yes

DUCT TAPES – POLYKEN



86-P339-P (339) UL181A/UL181B-FX Printed Foil Duct Tape

Recommended for use on UL listed fiberglass duct board and flexible duct systems in accordance with manufacturer's installation instructions. Also ideal for permanent, flexible seals.

- High performance aggressive acrylic adhesive
- Adhesive protected by a bleached kraft paper liner which also provides easy unwind
- Excellent adhesion to duct board
- Provides long-term anchorage and strong cohesive bond for long-term durability
- Superior adhesion even at extremely low or high temperatures Complies with VOC requirements of SCAQMD Rule 1168
- Contributes toward satisfying EA Credit 1 (Optimize Energy Performance) and EQ Credit 4.1 (Low Emitting Materials, Adhesives & Sealants) under LEED

PART NO	THICKNESS (MILS)	WIDTH (IN)	ROLL LENGTH (YDS)	COLOR	BACKING	ADHESIVE	PRINTED	AGENCY CERT	SMOKE DEV UL723 TEST METHOD	FLAME SPR UL723 TEST METHOD	SVC TEMP RANGE (°F)	CASE QTY	CASE REQ
86-P339-P	4.8	2-1/2	60	Aluminum	Foil w/Liner	Acrylic Base	Yes	UL listed UL181A-P, UL181B-FX	0	3	-20 to 325	16	Yes



TAPES

DUCT TAPES – POLYKEN

POLYKEN



86-P557-P (557) UL181B-FX Printed Flexible Duct Closure Tape

Acts as a superior closure system for use with flexible air duct and air connectors. Also recommended for use on UL listed flexible air ducts in accordance with manufacturer's installation instructions.

- Excellent adhesion and shear (holding power) performance
- Superior quality, performance, and tensile strength
- Excellent resistance to mold growth, humidity, flame spread, smoke generation, and the effects of high temperature
- Printed for easy identification
- Complies with VOC requirements of SCAQMD Rule 1168
- Contributes toward satisfying EA Credit 1 (Optimize Energy Performance) and EQ Credit 4.1 (Low Emitting Materials, Adhesives & Sealants) under LEED

PART NO	THICKNESS (MILS)	WIDTH (IN)	ROLL LENGTH (YDS)	COLOR	BACKING	ADHESIVE	PRINTED	AGENCY CERT	SMOKE DEV UL723 TEST METHOD	FLAME SPR UL723 TEST METHOD	SVC TEMP RANGE (°F)	CASE QTY	CASE REQ
86-P557-P	14.0	2	60	Silver	Polyethylene Coated Cloth	Rubber Base	Yes	UL listed UL181B-FX	15	15	200	24	Yes



86-N396 (396) Multi-Purpose Cloth Duct Tape

For taping joints and seams against moisture and vapor on foil jacketed insulation.

- High adhesion and quick stick
- Extremely conformable foil backing
- Matches aluminum foil-faced duct systems and insulation
- For use over a wide temperature range
- Complies with VOC requirements of SCAQMD Rule 1168
- Contributes toward satisfying EA Credit 1 (Optimize Energy Performance) and EQ Credit 4.1 (Low Emitting Materials, Adhesives & Sealants) under LEED

PART NO	THICKNESS (MILS)	WIDTH (IN)	ROLL LENGTH (YDS)	COLOR	BACKING	ADHESIVE	PRINTED	AGENCY CERT	SMOKE DEV UL723 TEST METHOD	FLAME SPR UL723 TEST METHOD	SVC TEMP RANGE (°F)	CASE QTY	CASE REQ
86-P337	3.7	2	50	Aluminum	Foil w/Liner	Rubber Base	No	UL classified UL723	5	10	200	24	Yes
86-P337-3	3.7	3	50	Aluminum	Foil w/Liner	Rubber Base	No	UL classified UL723	5	10	200	16	Yes



86-P338 (338) FSK Facing Tape

For sealing and patching FSK duct boards and insulation.

- Aluminum foil FSK backing with a specially formulated adhesive interleaved with a release liner
- Specially designed to meet high strength, tear resistant sealing tape requirements
- Provides excellent adhesion to substrate over a wide temperature range
- Diamond pattern matches most FSK inter-boards and blankets
- Complies with VOC requirements of SCAQMD Rule 1168
- Contributes toward satisfying EA Credit 1 (Optimize Energy Performance) and EQ Credit 4.1 (Low Emitting Materials, Adhesives & Sealants) under LEED


PART NO	THICKNESS (MILS)	WIDTH (IN)	ROLL LENGTH (YDS)	COLOR	BACKING	ADHESIVE	PRINTED	AGENCY CERT	SMOKE DEV UL723 TEST METHOD	FLAME SPR UL723 TEST METHOD	SVC TEMP RANGE (°F)	CASE QTY	CASE REQ
86-P338	8.0	3	50	Aluminum	Foil Tri-Directional Fiberglass Kraft Paper	Rubber Base	No	—	5	10	200	16	Yes



TAPES

DUCT TAPES – POLYKEN

POLYKEN®



86-P251 (251) Metalized Film Duct Tape

For sealing heating and air conditioning duct connections.

- Excellent tensile strength, adhesion, and tack properties
- Designed to match flexible ducts, insulation and other aluminum colored surfaces
- Extremely conformable
- Will not twist or curl during application
- Contributes toward satisfying EQ Credit 4.1 (Low Emitting Materials Adhesives & Sealants) under LEED

PART NO	THICKNESS (MILS)	WIDTH (IN)	ROLL LENGTH (YDS)	COLOR	BACKING	ADHESIVE	PRINTED	AGENCY CERT	SMOKE DEV UL723 TEST METHOD	FLAME SPR UL723 TEST METHOD	SVC TEMP RANGE (°F)	CASE QTY	CASE REQ
86-P251	11.0	2	60	Metallic	Metalized Polyethylene Coated Cloth	Rubber Base	No	—	5	10	200	24	Yes



86-243 & 86-243-B (243 Silver & 243 Black) Multi-Purpose Cloth Duct Tape

For sealing standard duct work and superior performance on flex duct.

- Soft and conformable backing
- Provides high tack and quick grab
- Excellent tear characteristics
- High performance in cold temperatures
- Contributes toward satisfying EQ Credit 4.1 (Low Emitting Materials Adhesives & Sealants) under LEED

PART NO	THICKNESS (MILS)	WIDTH (IN)	ROLL LENGTH (YDS)	COLOR	BACKING	ADHESIVE	PRINTED	AGENCY CERT	SMOKE DEV UL723 TEST METHOD	FLAME SPR UL723 TEST METHOD	SVC TEMP RANGE (°F)	CASE QTY	CASE REQ
86-P243	10.0	2	60	Silver	Polyethylene Coated Cloth	Rubber Base	No	—	5	10	200	24	Yes
86-P243-B	11.0	2	60	Black	Polyethylene Coated Cloth	Rubber Base	No	—	5	10	200	24	Yes




86-P223 (223) Multi-Purpose Cloth Duct Tape

For sealing metal duct work and fiberglass insulation.

- Good tensile strength
- Superior adhesion and tack
- Conformable and will not twist or curl during application
- Contributes toward satisfying EQ Credit 4.1 (Low Emitting Materials Adhesives & Sealants) under LEED

PART NO	THICKNESS (MILS)	WIDTH (IN)	ROLL LENGTH (YDS)	COLOR	BACKING	ADHESIVE	PRINTED	AGENCY CERT	SMOKE DEV UL723 TEST METHOD	FLAME SPR UL723 TEST METHOD	SVC TEMP RANGE (°F)	CASE QTY	CASE REQ
86-P223	10.0	2	60	Silver	Polyethylene Coated Cloth	Rubber Base	No	—	5	10	200	24	Yes



86-P227 (227) Contractor Grade Cloth Duct Tape

For sealing metal duct work and fiberglass insulation, home and general repair.

- Bonds to all types of surfaces
- Easily applied
- Will not twist or curl
- Contributes toward satisfying EQ Credit 4.1 (Low Emitting Materials Adhesives & Sealants) under LEED

PART NO	THICKNESS (MILS)	WIDTH (IN)	ROLL LENGTH (YDS)	COLOR	BACKING	ADHESIVE	PRINTED	AGENCY CERT	SMOKE DEV UL723 TEST METHOD	FLAME SPR UL723 TEST METHOD	SVC TEMP RANGE (°F)	CASE QTY	CASE REQ
86-P227	11.0	2	60	Silver	Polyethylene Coated Cloth	Rubber Base	No	—	15	5	200	24	Yes



TAPES

DUCT TAPES – POLYKEN

POLYKEN



86-P360-17 & 86-P360-35 (360-17 & 360-35) Waterproofing/Repair Duct Tape

For indoor/outdoor sealing of low, medium, and high pressure HVAC systems (includes: sheet metal duct, fiberglass duct board, and flexible duct systems)

- Forms a permanent seal
- Heavy-duty all-weather foil
- Excellent adhesion to all surfaces
- Extremely conformable
- Paintable foil backing (use in place of caulk)
- Provides instant water-tight seal
- Non-staining adhesive
- Excellent resistance to cold, heat, water, and sunlight
- PE release liner provides ease of installation
- Complies with VOC requirements of SCAQMD Rule 1168
- Contributes toward satisfying EA Credit 1 (Optimize Energy Performance) and EQ Credit 4.1 (Low Emitting Materials, Adhesives & Sealants) under LEED

PART NO	THICKNESS (MILS)	WIDTH (IN)	ROLL LENGTH (YDS)	COLOR	BACKING	ADHESIVE	PRINTED	AGENCY CERT	SMOKE DEV UL723 TEST METHOD	FLAME SPR UL723 TEST METHOD	SVC TEMP RANGE (°F)	CASE QTY	CASE REQ
86-P360-17	17.0	2	100	Aluminum	Foil	Rubber Base	No	—	0	5	200	24	Yes
86-P360-35	35.0	3	50	Aluminum	Foil	Rubber Base	No	—	—	—	300	16	Yes

DUCT TAPES – SHURTAPE



86-155206 (AF 100) UL181A-P/UL181B-FX Printed Aluminum Foil Duct Tape

Aluminum foil with an acrylic adhesive used for joining and sealing fiberglass ductboard and Class 1 Flex Duct. Provides an air-tight seal.

- Dead soft aluminum foil
- Flexible with excellent adhesion
- Superior stability during extreme fluctuations in temperature
- Resists water vapor and other HVAC duct contaminations

PART NO	THICKNESS (MILS)	WIDTH (IN)	ROLL LENGTH (YDS)	COLOR	BACKING	ADHESIVE	PRINTED	AGENCY CERT	SMOKE DEV UL723 TEST METHOD	FLAME SPR UL723 TEST METHOD	SVC TEMP RANGE (°F)	CASE QTY	CASE REQ
86-155206	4.2	2-1/2	60	Aluminum	Foil w/Liner	Acrylic Base	Yes	UL listed UL181A-P; UL181B-FX	50	25	-20 to 260	16	Yes



86-232035 (AF975CT) Aluminum Foil Duct Tape

Aluminum foil tape designed to seal and join aluminum backed or fibrous insulation and metal ductwork, to create water and vapor barriers, and for use in metal repair. Contractor grade foil tape with a formulated cold temperature adhesive which provides superior stability during extreme fluctuations in temperatures and weather conditions.

- Dead soft aluminum foil
- Excellent adhesion characteristics in vast temperature and weather conditions

PART NO	THICKNESS (MILS)	WIDTH (IN)	ROLL LENGTH (YDS)	COLOR	BACKING	ADHESIVE	PRINTED	AGENCY CERT	SMOKE DEV UL723 TEST METHOD	FLAME SPR UL723 TEST METHOD	SVC TEMP RANGE (°F)	CASE QTY	CASE REQ
86-232035	3.9	3	50	Aluminum	Foil w/Liner	Acrylic Base	No	—	0	0	-20 to 260	16	Yes

ELECTRICAL TAPES

Electrical Tape (PVC)



PART NO	THICKNESS (MILS)	WIDTH (IN)	ROLL LENGTH (YDS)	COLOR	BACKING	ADHESIVE	AGENCY CERT	ELONGATION (%)	INSULATION RATING (V)	CASE QTY	CASE REQ
200782	7.0	3/4	66	Black	PVC	Rubber Base	UL listed - UL510	200	600	100	Yes
777ID	7.0	3/4	60	Black	PVC	Rubber Base	UL listed - UL510	200	600	10	Yes



CHIP BRUSHES



- 100% natural bristles; wood handle
- Poly sleeve over bristles
- Inexpensive; use once and throw away
- Excellent for applying duct adhesive

PART NO	DESCRIPTION	CASE QTY	CASE REQ
864020	Chip Brush - 1/2 in. Wide	36	Yes
864021	Chip Brush - 1 in. Wide	36	Yes
864022	Chip Brush - 1-1/2 in. Wide	36	Yes
864023	Chip Brush - 2 in. Wide	24	Yes
864024	Chip Brush - 2-1/2 in. Wide	12	Yes
864025	Chip Brush - 3 in. Wide	12	Yes

DUCT STRAP & HANGING WIRE

Duct Strap – Metal



PART NO	WIDTH (IN)	THICKNESS (GAUGE)	MATERIAL	PACKAGE TYPE	ROLL LENGTH (IN)
640012	1	30	Galvanized Steel	Roll w/Cardboard dispenser	100
640011	1	26	Galvanized Steel	Roll w/Cardboard dispenser	100
640015	1	22	Galvanized Steel	Roll w/Cardboard dispenser	100
640013	1-1/2	30	Galvanized Steel	Roll w/Cardboard dispenser	100
640014	1-1/2	26	Galvanized Steel	Roll w/Cardboard dispenser	100

Duct Strap – Poly



PART NO	WIDTH (IN)	THICKNESS (GAUGE)	MATERIAL	PACKAGE TYPE	ROLL LENGTH (IN)	CASE QTY	CASE REQ
PD640360	1-3/4	Black	Polyethylene mesh	Roll	100	24	Yes
86-P50	1-3/4	Black	Polyethylene mesh	Roll	100	24	Yes
640010	1-3/4	Black	Polypropylene mesh	Roll	100	24	Yes
640021	3	Silver	Polypropylene mesh	Roll	100	8	Yes
640022	3	Black	Polypropylene mesh	Roll	100	10	Yes

Hanger Strap – Iron



PART NO	WIDTH (IN)	THICKNESS (GAUGE)	MATERIAL	PACKAGE TYPE	ROLL LENGTH (IN)	CASE QTY	CASE REQ
86-25172-04	3/4	28	Galvanized Steel	Roll	10	50	Yes
640016	3/4	28	Galvanized Steel	Roll	100	10	Yes

Hanger Strap – Poly



PART NO	WIDTH (IN)	THICKNESS (GAUGE)	MATERIAL	PACKAGE TYPE	ROLL LENGTH (IN)	CASE QTY	CASE REQ
86-25172-03	3/4	3/64	Polymeric	Roll	100	20	Yes

Hanging Wire



PART NO	THICKNESS (GAUGE)	MATERIAL	PACKAGE TYPE	ROLL LENGTH (IN)	ROLL WEIGHT (LBS)	CASE QTY	CASE REQ
86-25172-02	18	Steel	Roll	330	2	16	Yes
86-25172-01	18	Galvanized Steel	Roll	330	2	16	Yes
640017	18	Galvanized Steel	Roll	830	5	16	Yes



BRAZING & SOLDERING SUPPLIES



BRAZING RODS



Brazing Rods – Stay-Silv 15

- Recommended for joining copper to copper, copper to brass and brass to brass.
- Standard of the industry
- Excellent for use where a close fit does not exist
- Excellent for situations where thermal expansion and service vibration are involved

PART NO	ROD SHAPE	ROD THICKNESS (IN)	ROD WIDTH (IN)	ROD LENGTH (IN)	FLUIDITY RATING	SOLIDUS TEMP (°F)	LIQUIDUS TEMP (°F)	RECOMMENDED JOINT CLEARANCE (IN)	SILVER (%)
86-25254-06	Flat	.050	1/8	20	3.0	1190	1480	0.002 - 0.006	15.0

Brazing Rods – Stay-Silv 6

- Recommended for joining copper to copper, copper to brass and brass to brass
- Suited for use where a close-fit does not exist

PART NO	ROD SHAPE	ROD THICKNESS (IN)	ROD WIDTH (IN)	ROD LENGTH (IN)	FLUIDITY RATING	SOLIDUS TEMP (°F)	LIQUIDUS TEMP (°F)	RECOMMENDED JOINT CLEARANCE (IN)	SILVER (%)
86-25254-14	Flat	.050	1/8	20	5	1190	1425	0.002 - 0.005	6.0

Brazing Rods – Stay-Silv 5

- Recommended for joining copper to copper, copper to brass and brass to brass
- Suited for use where a close-fit does not exist

PART NO	ROD SHAPE	ROD THICKNESS (IN)	ROD WIDTH (IN)	ROD LENGTH (IN)	FLUIDITY RATING	SOLIDUS TEMP (°F)	LIQUIDUS TEMP (°F)	RECOMMENDED JOINT CLEARANCE (IN)	SILVER (%)
86-25254-13	Flat	.050	1/8	20	3	1190	1500	0.003 - 0.006	5.0

Brazing Rods – Harris 0

- Recommended for joining copper to copper, copper to brass and brass to brass
- Recommended for use where good fit-up exists and assemblies are not subject to excessive vibration or movement

PART NO	ROD SHAPE	ROD THICKNESS (IN)	ROD WIDTH (IN)	ROD LENGTH (IN)	FLUIDITY RATING	SOLIDUS TEMP (°F)	LIQUIDUS TEMP (°F)	RECOMMENDED JOINT CLEARANCE (IN)	SILVER (%)
86-25254-12	Flat	.050	1/8	20	5	1310	1475	0.003 - 0.006	0.0

Brazing Rods – Dynaflow

- Recommended for joining copper to copper, copper to brass and brass to brass.
- Low-cost alternative to Stay-Silv 15
- Melts and flows at temperatures close to Stay-Silv 15
- Comparable brazed mechanical properties to Stay-Silv 15

PART NO	ROD SHAPE	ROD THICKNESS (IN)	ROD WIDTH (IN)	ROD LENGTH (IN)	FLUIDITY RATING	SOLIDUS TEMP (°F)	LIQUIDUS TEMP (°F)	RECOMMENDED JOINT CLEARANCE (IN)	SILVER (%)
86-25254-05	Flat	.050	1/8	20	3.0	1190	1465	0.003 - 0.006	6.0

Brazing Rods – BLOCKADE

- Recommended for joining copper to copper, copper to brass and brass to brass
- A low-cost alternative to silver-based alloys

PART NO	ROD SHAPE	ROD DIAMETER (IN)	ROD LENGTH (IN)	FLUIDITY RATING	SOLIDUS TEMP (°F)	LIQUIDUS TEMP (°F)	RECOMMENDED JOINT CLEARANCE (IN)	SILVER (%)
572001	Round	5/64	20	8.0	1178	1247	0.002 - 0.005	0.0



BRAZING & SOLDERING SUPPLIES



Stay-Silv Brazing Flux



- All purpose, low temperature flux for use with most ferrous and non-ferrous metals
- Not for use with aluminum, magnesium or titanium

PART NO	DESCRIPTION	CASE QTY	CASE REQ
86-25254-09	Brazing Flux (Stay-Silv) - Bottle (6.5 oz)	24	Yes



Brazing Kit – Safety-Silv 45 (Includes Brazing Wire & Flux)



- Kit includes brazing wire and flux
- General Purpose filler for steel and copper alloys
- Recommended for wide clearances

PART NO	ROD SHAPE	ROD DIAMETER (IN)	ROD LENGTH (IN)	FLUIDITY RATING	SOLIDUS TEMP (°F)	LIQUIDUS TEMP (°F)	RECOMMENDED JOINT CLEARANCE (IN)	SILVER (%)
86-25254-08	1/16	1	1.75	6.5	1225	1370	0.002 - 0.004	45.0



Stay-Brite Silver Soldering Wire (Lead Free)



- Recommended for use with all ferrous and nonferrous metal except aluminum
- 86-25254-01 (Stay-Brite 8) is excellent for use with loosely fitted joints

PART NO	WIRE DIAMETER (IN)	SPOOL WEIGHT (IN)	FLUIDITY RATING	SOLIDUS TEMP (°F)	LIQUIDUS TEMP (°F)	RECOMMENDED JOINT CLEARANCE (IN)	SILVER (%)
86-25254-01	1/8	1	10.0	430	535	0.002 - 0.004	6.0
86-25254-02	1/8	1	7.0	430	430	0.002 - 0.003	4.0



Bridgit Soldering Wire (Lead Free)



- Recommended for use with all ferrous and non-ferrous metal except aluminum
- Widely used in plumbing applications
- Contains nickel, a filler contributing to increased strength
- Fills gaps and caps off easily
- Excellent for use with loosely fitted joints

PART NO	WIRE DIAMETER (IN)	SPOOL WEIGHT (IN)	FLUIDITY RATING	SOLIDUS TEMP (°F)	LIQUIDUS TEMP (°F)	RECOMMENDED JOINT CLEARANCE (IN)	SILVER (%)
86-25254-03	1/8	1	4.0	460	630	0.002 - 0.004	1.0



Stay-Clean Soldering Flux



- Recommended for use with tin-lead, tin-antimony and tin-silver solders
- For use with copper, brass, bronze, steel, stainless steel, galvanized steel and Monel
- Not for use with aluminum, magnesium or titanium
- Not for use with electrical applications

PART NO	DESCRIPTION	CASE QTY	CASE REQ
86-25254-04	Soldering Flux (Stay-Clean) Paste - Jar (4 oz)	24	Yes



Soldering Kit for Aluminum Soldering (Includes Wire & Flux)



- Kit includes soldering wire and flux
- Recommended for use with aluminum and zinc
- Not for use with magnesium

PART NO	ROD SHAPE	ROD DIAMETER (IN)	ROD LENGTH (IN)	FLUIDITY RATING	SOLIDUS TEMP (°F)	LIQUIDUS TEMP (°F)	RECOMMENDED JOINT CLEARANCE (IN)	SILVER (%)
86-25254-10	1/8	1	1.0	8.0	391	482	0.003 - 0.007	—



BRAZING & SOLDERING SUPPLIES



Thermo-Trap Gel

- Functions as a heat sink and a heat shielding material
- Non-toxic, environmentally safe, non-corrosive and non-flammable
- Stops heat from traveling through most metals
- Provides a heat barrier from direct, open flame contact



PART NO	DESCRIPTION	CASE QTY	CASE REQ
4371-32	Thermo-Trap Gel - 1 quart	6	Yes
4371-36	Thermo-Trap Gel - Tube (11 oz.)	12	Yes



ColdShield Thermal Gel

- Functions as a heat sink and a heat shielding material
- Non-toxic, environmentally safe, non-corrosive and non-flammable
- Stops heat from traveling through most metals
- Provides a heat barrier from direct, open flame contact



PART NO	DESCRIPTION	CASE QTY	CASE REQ
86-1273-3	ColdShield Thermal Gel - Spray Bottle (32 oz.)	12	Yes



ColdShield Thermal Paste

- Functions as a heat sink and a heat shielding material
- Non-toxic, environmentally safe, non-corrosive and non-flammable
- Stops heat from traveling through most metals
- Provides a heat barrier from direct, open flame contact



PART NO	DESCRIPTION	CASE QTY	CASE REQ
86-1274-7	ColdShield Thermal Paste - Tub (32 oz.)	12	Yes

ABRASIVE CLOTH



Aluminum oxide high quality 120 grit abrasive cloth for cleaning copper and steel tubing; works wet or dry.

PART NO	DESCRIPTION	CASE QTY	CASE REQ
86-25161-04	Abrasive Cloth - 120 grit (1-1/2 in. x 10 yards)	24	Yes

CLOTHING & PERSONAL PROTECTION EQUIPMENT

GLOVES – YOUNGSTOWN GLOVE



Youngstown Glove – General Utility Plus

Youngstown's #1 seller! All-Purpose and abrasion-resistant. The ideal performance work glove. Heavy duty non-slip reinforcement on the palm, fingers and thumb ensures lasting durability and grip. The ergonomic design reduces hand fatigue while enhancing wrist support. Features a terry cloth brow wipe on the thumb. This glove is ideal for any number of rugged applications.

- Extensive non-slip reinforcement for durability and grip
- Non-slip saddle reinforcement protects critical wear area
- Water and oil resistant synthetic suede base layer
- Supportive cuff with adjustable Velcro closure
- Directional top of hand wicks heat and moisture
- Terry cloth thumb for wiping sweat and debris
- Double-stitched bonded nylon thread for extended life



PART NO	DESCRIPTION
03-3060-80-L	Gloves - General Utility Plus - Large
03-3060-80-M	Gloves - General Utility Plus - Medium
03-3060-80-S	Gloves - General Utility Plus - Small
03-3060-80-XL	Gloves - General Utility Plus - X-Large
03-3060-80-XXL	Gloves - General Utility Plus - XX-Large
03-3060-80-XXXL	Gloves - General Utility Plus - XXX-Large



CLOTHING & PERSONAL PROTECTION EQUIPMENT

GLOVES – YOUNGSTOWN GLOVE



Youngstown Glove – General Utility Plus (Kevlar lined)

Youngstown's best selling Utility design with every inch of the glove lined with Kevlar® fiber to create the world's first Kevlar-lined, cut-resistant performance glove. This incredible glove is dexterous, cut-resistant and extremely durable. Ideal for a wide range of applications where total hand protection is required.

- Lined entirely throughout by cut-resistant Kevlar by DuPont™
- Palm rates a cut performance Level 3 on ANSI/ISEA 105-2005 Standard
- Extensive non-slip reinforcement for durability & grip
- Water and oil resistant synthetic suede base layer
- Supportive cuff with adjustable Velcro closure
- Double-stitched bonded nylon thread for extended life
- Terry cloth thumb for wiping sweat and debris

PART NO	DESCRIPTION
05-3080-70-L	Gloves - General Utility lined with Kevlar - Large
05-3080-70-M	Gloves - General Utility lined with Kevlar - Medium
05-3080-70-S	Gloves - General Utility lined with Kevlar - Small
05-3080-70-XL	Gloves - General Utility lined with Kevlar - X-Large
05-3080-70-XXL	Gloves - General Utility lined with Kevlar - XX-Large



Youngstown Glove – Carpenter Plus

Youngstown's Carpenter Plus features shortened fingers and thumb for true fingertip dexterity when handling nails, screws, wires other small items. The glove is form-fit and non-slip reinforced for lasting durability and grip.

- Shortened fingers and thumb for fingertip dexterity
- Extensive non-slip reinforcement for durability & grip
- Reinforced non-slip saddle protects critical wear area
- Water and oil resistant synthetic suede base layer
- Supportive cuff with adjustable Velcro closure
- Directional top of hand wicks heat and moisture
- Terry cloth thumb for wiping sweat and debris
- Double-stitched bonded nylon thread for extended life

PART NO	DESCRIPTION
03-3110-80-L	Gloves - Carpenter Plus - Large
03-3110-80-M	Gloves - Carpenter Plus - Medium
03-3110-80-S	Gloves - Carpenter Plus - Small
03-3110-80-XL	Gloves - Carpenter Plus - X-Large
03-3110-80-XXL	Gloves - Carpenter Plus - XX-Large



Youngstown Glove – Anti-Vibe XT

Youngstown's Anti-Vibe XT is designed to reduce vibration from pneumatic and vibrating tools or repetitive motions. The glove features strategically placed 5.0 mm memory foam on the palm and thumb. A unique 360° wrist wrap offers unrivaled wrist support while also relieving tension throughout your forearm, elbow and shoulder. Take care of yourself and use this glove.

- Unique 360° wrist wrap provides support and relieves arm tension
- 5.0 mm memory foam on palm and thumb dampens shock and vibration
- Extensive non-slip reinforcement on palm, fingers & thumb
- Double knuckle protection on top of hand
- Terry cloth thumb for wiping sweat and debris
- Heavy duty and top notch protection
- Ideal for use with power tools and outdoor power equipment

PART NO	DESCRIPTION
03-3200-78-L	Gloves - Anti-Vibe XT - Large
03-3200-78-M	Gloves - Anti-Vibe XT - Medium
03-3200-78-S	Gloves - Anti-Vibe XT - Small
03-3200-78-XL	Gloves - Anti-Vibe XT - X-Large
03-3200-78-XXL	Gloves - Anti-Vibe XT - XX-Large



CLOTHING & PERSONAL PROTECTION EQUIPMENT

GLOVES – YOUNGSTOWN GLOVE



Youngstown Glove – Waterproof Winter Plus

Youngstown's Waterproof Winter Plus is the ultimate winter work glove. 100% waterproof and windproof, this glove is designed to keep your hands warm and dry without sacrificing dexterity. Triple layer technology of micro-fleece liner, waterproof membrane, and form-fit outer shell. Durable, dexterous, comfortable and warm – if you work or live in cold, wet winters you need this glove.

- Waterproof, windproof and breathable inner membrane keeps hands warm and dry
- Durable and form-fit outer shell maintains dexterity
- Non-slip reinforcement increases grip and durability
- Internal knuckle protection on top of hand
- Double-stitched bonded nylon thread for extended life
- Supportive cuff with adjustable Velcro closure locks out cold
- Terry cloth thumb for wiping sweat and debris

PART NO	DESCRIPTION
03-3450-80-L	Gloves - Waterproof Winter Plus - Large
03-3450-80-M	Gloves - Waterproof Winter Plus -Medium
03-3450-80-S	Gloves - Waterproof Winter Plus - Small
03-3450-80-XL	Gloves - Waterproof Winter Plus - X-Large
03-3450-80-XXL	Gloves - Waterproof Winter Plus - XX-Large
03-3450-80-XXXL	Gloves - Waterproof Winter Plus - XXX-Large



Youngstown Glove – 24 Pair Counter Display

- FREE POP display with order of 24 gloves
- Gloves not included

PART NO	DESCRIPTION
PD849170	Youngstown Glove 24 Pair Counter Display

GLOVES – NITRILE & LATEX

Gloves – Black Mamba Nitrile



Black Mamba Gloves were created in response to repeated demands from customers needing a disposable glove that was tough enough to withstand the tasks their jobs require. No longer will you have to change your glove multiple times due to ripping or tearing. For gloves built for your tough tasks, it has to be Black Mamba Gloves.

- Patented Nitrex® polymer; superior strength and tear resistance.
- Two-ply fusion strength; unique process fuses an added polymer to facilitate donning and comfort.
- Chemical protection; three times the chemical resistance of latex or vinyl.
- Made to Grip, Not to Slip; fully textured with Grip Rite finish, Mamba gloves provide the precise contact when tactile sensitivity is a must

PART NO	VENDOR PART NO	DESCRIPTION	CASE QTY	CASE REQ
849166	BLK-120	Gloves - Black Mamba Powderfree - Textured - L (Box of 100)	—	—
849167	BLK-130	Gloves - Black Mamba Powderfree - Textured - XL (Box of 100)	—	—
849169	BLK-110	Gloves - Black Mamba Powderfree - Textured - M (Box of 100)	—	—

Gloves – Nitrile



PART NO	DESCRIPTION	CASE QTY	CASE REQ
849135	Gloves - Powderfree Nitrile - L (Box of 100)	10	Yes
849136	Gloves - Powderfree Nitrile - XL (Box of 100)	10	Yes

Gloves – Latex



PART NO	DESCRIPTION	CASE QTY	CASE REQ
849129	Gloves - Powderfree Latex - L (Box of 100)	10	Yes
849133	Gloves - Powdered Latex - XL (Box of 100)	10	Yes



CLOTHING & PERSONAL PROTECTION EQUIPMENT



Dust Masks

PART NO	VENDOR PART NO	DESCRIPTION	CASE QTY	CASE REQ
849152	SM-DM	Dust Mask - Dust Filter (Box of 50)	—	—



SHUBEE SHOE COVERS

ShuBee Shoe Covers – Original



PART NO	VENDOR PART NO	DESCRIPTION	CASE QTY	CASE REQ
849101	SB-SP-DB	Shoe Covers - Dark Blue (Bag of 10 Pairs)	15	Yes
849115	SB-SC-LB	Shoe Covers - Light Blue (Box of 50 Pairs)	3	Yes
849114	SB-SC-YL	Shoe Covers - Yellow (Box of 50 Pairs)	3	Yes



ShuBee Shoe Covers – Waterproof

PART NO	VENDOR PART NO	DESCRIPTION	CASE QTY	CASE REQ
849120	SB-SC-WP-DB	Shoe Covers - Waterproof - Dark Blue (Box of 50 Pairs)	3	Yes

SHUBEE COVERALLS

ShuBee Coveralls



PART NO	VENDOR PART NO	DESCRIPTION	CASE QTY	CASE REQ
849121	SB-CA-DB-L	Coveralls - Dark Blue - L	25	Yes
849122	SB-CA-DB-XL	Coveralls - Dark Blue - XL	25	Yes

ShuBee Coveralls – Hooded EnviroShield

PART NO	VENDOR PART NO	DESCRIPTION	CASE QTY	CASE REQ
849125	SB-CA-ES-H/NP-XL	Coveralls - EnviroShield Hooded - White - XL	25	Yes

EDGE SAFETY GLASSES

Edge safety glasses feature scratch and fog resistant polycarbonate lenses, tapered to eliminate refraction. Complies with ANSI Z87.1 2003.



Brazeau Black Gargoyle Series/Smoke

PART NO	DESCRIPTION
XB116-G	Safety Glasses - Brazeau Black Gargoyle Series/Smoke



Brazeau Black Skull Series/Smoke

PART NO	DESCRIPTION
XB116-S	Safety Glasses - Brazeau Black Skull Series/Smoke



Brazeau Polarized Smoke

PART NO	DESCRIPTION
TXBG216	Safety Glasses - Brazeau Polarized Smoke



Brazeua Black/Polarized G15 Silver Mirror

PART NO	DESCRIPTION
TXB21-G15-7	Safety Glasses - Brazeua Black/Polarized G15 Silver Mirror





CLOTHING & PERSONAL PROTECTION EQUIPMENT



EDGE SAFETY GLASSES

Dakura Black Smoke Polarized

PART NO	DESCRIPTION
---------	-------------

TSM216	Safety Glasses - Dakura Black Smoke Polarized
--------	---



Dakura Black/Anti-Reflective

PART NO	DESCRIPTION
---------	-------------

SW111AR	Safety Glasses - Dakura Black/Anti-Reflective
---------	---



Dakura Black/Clear Anti-Fog

PART NO	DESCRIPTION
---------	-------------

SW111AF	Safety Glasses - Dakura Black/Clear Anti-Fog
---------	--



Dakura Polarized Camo/Copper

PART NO	DESCRIPTION
---------	-------------

TSM215CF	Safety Glasses - Dakura Polarized Camo/Copper
----------	---



Dakura Polarized Camo/Smoke

PART NO	DESCRIPTION
---------	-------------

TSM216CF	Safety Glasses - Dakura Polarized Camo/Smoke
----------	--



Dakura Polarized Copper

PART NO	DESCRIPTION
---------	-------------

TSM215	Safety Glasses - Dakura Polarized Copper
--------	--



Dakura Polarized Silver

PART NO	DESCRIPTION
---------	-------------

TSM21-G15-7	Safety Glasses - Dakura Polarized Silver
-------------	--



Kazbek Polarized Blue

PART NO	DESCRIPTION
---------	-------------

TSKAP218	Safety Glasses - Kazbek Polarized Blue
----------	--



Kazbek XL Black Clear

PART NO	DESCRIPTION
---------	-------------

TSKXL-111	Safety Glasses - Kazbek XL Black Clear
-----------	--



Kazbek XL Black/Smoke

PART NO	DESCRIPTION
---------	-------------

SK-XL116	Safety Glasses - Kazbek XL - Black/Smoke
----------	--



Khor Black/Copper Driving

PART NO	DESCRIPTION
---------	-------------

SDK115	Safety Glasses - Khor Black/Copper Driving
--------	--



Khor Polarized Blue

PART NO	DESCRIPTION
---------	-------------

TSDKA218	Safety Glasses - Khor Polarized Blue
----------	--------------------------------------



CLOTHING & PERSONAL PROTECTION EQUIPMENT



EDGE SAFETY GLASSES



Khor Polarized Copper

PART NO	DESCRIPTION
TSDK215	Safety Glasses - Khor Polarized Copper



Kirova Black/Clear

PART NO	DESCRIPTION
AB111	Safety Glasses - Kirova Black/Clear



Kirova Black/Yellow

PART NO	DESCRIPTION
AB112	Safety Glasses - Kirova Black/yellow



Kirova Anti-Reflective

PART NO	DESCRIPTION
AB111AR	Safety Glasses - Kirova Anti-Reflective



Reclus Polarized Black/Aqua Percision Blue

PART NO	DESCRIPTION
TSRAP	Safety Glasses - Reclus Polarized Black/Aqua Percision Blue



Reclus Polarized Smoke

PART NO	DESCRIPTION
TSRG216	Safety Glasses - Reclus Polarized Smoke



Zorge Black/Anti-Reflective

PART NO	DESCRIPTION
DZ111AR	Safety Glasses - Zorge Black/Anti-Reflective



Zorge Clear

PART NO	DESCRIPTION
DZ111	Safety Glasses - Zorge Clear



Zorge Magnifier 2.0

PART NO	DESCRIPTION
DZ111-2.0	Safety Glasses - Zorge Magnifer- Black/Clear Lens - 2.0 Magnification



Zorge Smoke

PART NO	DESCRIPTION
DZ116	Safety Glasses - Zorge Smoke



Zorge Yellow

PART NO	DESCRIPTION
DZ112	Safety Glasses - Zorge Yellow



CLEANING SUPPLIES & HAND CLEANER



Heavy Duty Hand Wipes



Aggressive, yet gentle cleaning. Built in skin conditions help prevent cracking and drying while leaving hand clean and smelling fresh. No overly strong orange odor.

PART NO	DESCRIPTION	CASE QTY	CASE REQ
8			



Great Wipes Industrial Hand Wipes



Great Wipes Industrial Strength Hand Towels are waterless wipes made specifically for the air conditioning, refrigeration, and plumbing service technician. Each premoistened, heavy duty towel has strong pumice scrubbing power that conveniently cleans anywhere and anytime.

PART NO	DESCRIPTION	CASE QTY	CASE REQ
4185-75	Great Wipes Industrial Hand Towels - Bucket of 75	6	—



Scrubs-In-A-Bucket



Disposable pumice hand cleaner impregnated towel; available in two self-dispensing canisters.

PART NO	DESCRIPTION	CASE QTY	CASE REQ
4366-24	Scrubs-In-A-Bucket - 30 Count	6	Yes
4366-87	Scrubs-In-A-Bucket - 80 Count	6	Yes



Hand Cleaner – Heavy Duty Pumice Lotion



- Contains premium grade cleansing agents and pumice that efficiently dissolve grease, paints, inks and other hard to remove soils
- Fortified with six skin conditioners
- Use with or without water
- Complies with USA VOC regulations

PART NO	DESCRIPTION	CASE QTY	CASE REQ
87-51431	Hand Cleaner - Heavy Duty - 15 oz.	—	—

LIGHT BULBS



Light Bulbs – Rough Service



Rough service light bulbs include special filament constructed to withstand vibration and shock – originally designed for automotive industry.

- 12,500 hour typical life at 120V; 5,000 hour typical life at 130V
- Retail packaging

PART NO	VENDOR PART NO	DESCRIPTION	CASE QTY	CASE REQ
864017	60015	Light Bulb (Rough Service) - 50 Watt 120	Yes	
864018	60016	Light Bulb (Rough Service) - 75 Watt 120	Yes	
864019	60018	Light Bulb (Rough Service) - 100 Watt 120	Yes	

PIPE FLASHING



Pipe Flashing – Aluminum

PART NO	BASE WIDTH (IN)	BASE LENGTH (IN)	TOP OPENING DIA (IN)	MATERIAL	COLOR	CASE QTY	CASE REQ
583002	8-3/4	12-1/2	2	Aluminum	Aluminum	12	Yes
583010	12	15-1/2	3 - 4	Aluminum	Black	12	Yes
583004	12	15-1/2	4	Aluminum	Aluminum	12	Yes



PIPE FLASHING



Pipe Flashing – Poly

PART NO	BASE WIDTH (IN)	BASE LENGTH (IN)	TOP OPENING DIA (IN)	MATERIAL	COLOR	CASE QTY	CASE REQ
583014	4-1/2	4-1/2	Cut-to-fit (1/4 to 4)	EPDM	Black	6	Yes
583016	8	8	Cut-to-fit (1/4 to 4)	EPDM	Black	6	Yes
583018	11	11	3-1/2	EPDM	Black	2	Yes

INSULATION, SEALING & GASKET MATERIALS

AEROCEL EPDM TUBING INSULATION



Aerocel pipe insulation is used to retard heat gain or loss, and control condensation formation on cold-water plumbing, chilled water, and refrigeration lines. The material also efficiently reduces heat flow for hot water plumbing, liquid heating and dual temperature piping systems. Aerocel sheet is used to insulate OD pipes, chillers, vessels and tanks, and can be used as a duct liner or duct wrap. Aerocel is designed for installation above and below ground, indoors and outdoors. No protective finish is required.

Aerocel pipe insulation is uniquely suited, over many other cellular or fibrous insulation materials, to dual-temperature HVAC piping systems. This unique fit results from Aerocel's proprietary combination of very low moisture vapor flow for times of cooling-mode operation, higher temperature usage properties during times of heating-mode operation, and superior insulating capacity in either operating mode.

Approved by or conforms to the requirements of the following: ASTM C 534, NY City MEA #171-04-M, City of LA RR-8413, UL181 Section 13 Mold Growth Humidity, ASTM G 21 Fungal Resistance Test, UL181 Section 18 Air Erosion, NFPA 90 5 & 90B, MIL I528OJ. Meets the energy code requirements of International energy Conservation Code (IECC) and ASHRAE for R-4 for Refrigeration Piping at 1 in. wall thickness.

The unique cell structure of Aerocel EPDM insulation effectively retards the flow of moisture vapor. Aerocel is considered a low transmittance vapor retarder. In normal service conditions, Aerocel requires no supplemental vapor retarder protection. When used in extremely low-temperature or extremely high-humidity conditions, an additional vapor barrier maybe required. Key features include:

- UV Resistant; added weather protection not required, saves on first cost and maintenance
- Low thermal conductivity; saves additional energy costs
- Recommended service temperature range -297 to +257°F; cryogenic to low pressure steam
- E 84 25/50 rated through 2 in. wall thickness; lowers installation cost with fewer layers
- Versatile for heating, AC, refrigeration, solar, plumbing; single product for all systems
- Easy to install; lowers installation costs, keeps job cost as estimated

Nominal 3/8 Inch Wall – Aerocel AC Series Tubing Insulation



PART NO	ID (IN)	WALL THICKNESS (IN)	LENGTH (IN)	FITS (ACR) COPPER TUBE SIZE (IN)	FITS (IPS) IRON PIPE SIZE (IN)	CASE QTY	CASE REQ
AC1438	1/4	3/8	6	1/4	—	130	Yes
AC3838	3/8	3/8	6	3/8	—	120	Yes
AC1238	1/2	3/8	6	1/2	1/4	108	Yes
AC5838	5/8	3/8	6	5/8	3/8	88	Yes
AC3438	3/4	3/8	6	3/4	—	70	Yes
AC7838	7/8	3/8	6	7/8	1/2	63	Yes
AC11838	1-1/8	3/8	6	1-1/8	3/4	48	Yes
AC13838	1-3/8	3/8	6	1-3/8	1	35	Yes
AC15838	1-5/8	3/8	6	1-5/8	1-1/4	30	Yes
AC21838	2-1/8	3/8	6	2-1/8	—	19	Yes
AC23838	2-3/8	3/8	6	—	2	16	Yes
AC25838	2-5/8	3/8	6	2-5/8	—	14	Yes
AC31838	3-1/8	3/8	6	3-1/8	—	10	Yes



INSULATION, SEALING & GASKET MATERIALS

AEROCEL EPDM TUBING INSULATION



Nominal 1/2 Inch Wall – Aerocel AC Series Tubing Insulation

PART NO	ID (IN)	WALL THICKNESS (IN)	LENGTH (IN)	FITS (ACR) COPPER TUBE SIZE (IN)	FITS (IPS) IRON PIPE SIZE (IN)	CASE QTY	CASE REQ
AC1412	1/4	1/2	6	1/4	—	108	Yes
AC3812	3/8	1/2	6	3/8	—	88	Yes
AC1212	1/2	1/2	6	1/2	1/4	72	Yes
AC5812	5/8	1/2	6	5/8	3/8	63	Yes
AC3412	3/4	1/2	6	3/4	—	56	Yes
AC7812	7/8	1/2	6	7/8	1/2	48	Yes
AC11812	1-1/8	1/2	6	1-1/8	3/4	36	Yes
AC13812	1-3/8	1/2	6	1-3/8	1	29	Yes
AC15812	1-5/8	1/2	6	1-5/8	1-1/4	23	Yes
AC21812	2-1/8	1/2	6	2-1/8	—	15	Yes
AC23812	2-3/8	1/2	6	—	2	13	Yes
AC25812	2-5/8	1/2	6	2-5/8	—	12	Yes
AC31812	3-1/8	1/2	6	3-1/8	—	10	Yes
AC35812	3-5/8	1/2	6	3-5/8	—	8	Yes
AC41212	4-1/2	1/2	6	—	—	6	Yes

Nominal 3/4 Inch Wall – Aerocel AC Series Tubing Insulation

PART NO	ID (IN)	WALL THICKNESS (IN)	LENGTH (IN)	FITS (ACR) COPPER TUBE SIZE (IN)	FITS (IPS) IRON PIPE SIZE (IN)	CASE QTY	CASE REQ
AC3834	3/8	3/4	6	3/8	—	42	Yes
AC1234	1/2	3/4	6	1/2	1/4	48	Yes
AC5834	5/8	3/4	6	5/8	3/8	42	Yes
AC3434	3/4	3/4	6	3/4	—	28	Yes
AC7834	7/8	3/4	6	7/8	1/2	28	Yes
AC11834	1-1/8	3/4	6	1-1/8	3/4	20	Yes
AC13834	1-3/8	3/4	6	1-3/8	1	19	Yes
AC15834	1-5/8	3/4	6	1-5/8	1-1/4	12	Yes
AC21834	2-1/8	3/4	6	2-1/8	—	12	Yes
AC51234	5-1/2	3/4	6	—	—	4	Yes

Nominal 1 Inch Wall – Aerocel AC Series Tubing Insulation

PART NO	ID (IN)	WALL THICKNESS (IN)	LENGTH (IN)	FITS (ACR) COPPER TUBE SIZE (IN)	FITS (IPS) IRON PIPE SIZE (IN)	CASE QTY	CASE REQ
AC3810	3/8	1	6	3/8	—	23	Yes
AC1210	1/2	1	6	1/2	1/4	20	Yes
AC5810	5/8	1	6	5/8	3/8	22	Yes
AC3410	3/4	1	6	3/4	—	20	Yes
AC7810	7/8	1	6	7/8	1/2	20	Yes
AC11810	1-1/8	1	6	1-1/8	3/4	15	Yes
AC13810	1-3/8	1	6	1-3/8	1	12	Yes
AC15810	1-5/8	1	6	1-5/8	1-1/4	12	Yes
AC21810	2-1/8	1	6	2-1/8	—	10	Yes
AC23810	2-3/8	1	6	—	2	6	Yes
AC25810	2-5/8	1	6	2-5/8	—	6	Yes
AC31210	3-1/2	1	6	—	3	5	Yes

Nominal 1-1/2 Inch Wall – Aerocel AC Series Tubing Insulation

PART NO	ID (IN)	WALL THICKNESS (IN)	LENGTH (IN)	FITS (ACR) COPPER TUBE SIZE (IN)	FITS (IPS) IRON PIPE SIZE (IN)	CASE QTY	CASE REQ
AC118112	1-1/8	1-1/2	6	1	3/4	8	Yes



INSULATION, SEALING & GASKET MATERIALS

AEROCEL EPDM TUBING INSULATION



Nominal 3/8 Inch Wall – Aerocel AC-SSPT Series Split Tubing Insulation w/Protape

PART NO	ID (IN)	WALL THICKNESS (IN)	LENGTH (IN)	FITS (ACR) COPPER TUBE SIZE (IN)	FITS (IPS) IRON PIPE SIZE (IN)	CASE QTY	CASE REQ
AC1238SSPT	1/2	3/8	6	1/2	1/4	80	Yes
AC5838SSPT	5/8	3/8	6	5/8	3/8	65	Yes
AC3438SSPT	3/4	3/8	6	3/4	—	55	Yes
AC7838SSPT	7/8	3/8	6	7/8	1/2	48	Yes
AC11838SSPT	1-1/8	3/8	6	1-1/8	3/4	35	Yes
AC13838SSPT	1-3/8	3/8	6	1-3/8	1	30	Yes
AC15838SSPT	1-5/8	3/8	6	1-5/8	1-1/4	25	Yes
AC21838SSPT	2-1/8	3/8	6	2-1/8	—	16	Yes
AC25838SSPT	2-5/8	3/8	6	2-5/8	—	14	Yes
AC31838SSPT	3-1/8	3/8	6	3-1/8	—	10	Yes

Nominal 1/2 Inch Wall – Aerocel AC-SSPT Series Split Tubing Insulation w/Protape

PART NO	ID (IN)	WALL THICKNESS (IN)	LENGTH (IN)	FITS (ACR) COPPER TUBE SIZE (IN)	FITS (IPS) IRON PIPE SIZE (IN)	CASE QTY	CASE REQ
AC3812SSPT	3/8	1/2	6	3/8	—	70	Yes
AC1212SSPT	1/2	1/2	6	1/2	1/4	62	Yes
AC5812SSPT	5/8	1/2	6	5/8	3/8	48	Yes
AC3412SSPT	3/4	1/2	6	3/4	—	42	Yes
AC7812SSPT	7/8	1/2	6	7/8	1/2	35	Yes
AC11812SSPT	1-1/8	1/2	6	1-1/8	3/4	24	Yes
AC13812SSPT	1-3/8	1/2	6	1-3/8	1	24	Yes
AC15812SSPT	1-5/8	1/2	6	1-5/8	1-1/4	18	Yes

Nominal 3/4 Inch Wall – Aerocel AC-SSPT Series Split Tubing Insulation w/Protape

PART NO	ID (IN)	WALL THICKNESS (IN)	LENGTH (IN)	FITS (ACR) COPPER TUBE SIZE (IN)	FITS (IPS) IRON PIPE SIZE (IN)	CASE QTY	CASE REQ
AC3834SSPT	3/8	3/4	6	3/8	—	35	Yes
AC1234SSPT	1/2	3/4	6	1/2	1/4	32	Yes
AC5834SSPT	5/8	3/4	6	5/8	3/8	28	Yes
AC3434SSPT	3/4	3/4	6	3/4	—	24	Yes
AC7834SSPT	7/8	3/4	6	7/8	1/2	24	Yes
AC11834SSPT	1-1/8	3/4	6	1-1/8	3/4	18	Yes
AC13834SSPT	1-3/8	3/4	6	1-3/8	1	14	Yes
AC15834SSPT	1-5/8	3/4	6	1-5/8	1-1/4	12	Yes

Nominal 1 Inch Wall – Aerocel AC-SSPT Series Split Tubing Insulation w/Protape

PART NO	ID (IN)	WALL THICKNESS (IN)	LENGTH (IN)	FITS (ACR) COPPER TUBE SIZE (IN)	FITS (IPS) IRON PIPE SIZE (IN)	CASE QTY	CASE REQ
AC5810SSPT	5/8	1	6	5/8	3/8	16	Yes
AC3410SSPT	3/4	1	6	3/4	—	16	Yes
AC7810SSPT	7/8	1	6	7/8	1/2	14	Yes
AC11810SSPT	1-1/8	1	6	1-1/8	3/4	12	Yes
AC13810SSPT	1-3/8	1	6	1-3/8	1	12	Yes
AC15810SSPT	1-5/8	1	6	1-5/8	1-1/4	9	Yes
AC23810SSPT	2-3/8	1	6	—	2	6	Yes
AC31210SSPT	3-1/2	1	6	—	3	4	Yes



INSULATION, SEALING & GASKET MATERIALS



Adhesive for Aerocel EPDM Insulation



PART NO	DESCRIPTION	CASE QTY	CASE REQ
ADH-12PBTLK	Black Adhesive for Aerocel Tubing - 1/2 pint	48	Yes
ADH-1PBTLK	Black Adhesive for Aerocel Tubing - 1 pint	24	Yes
ADH-1GPBLK	Black Adhesive for Aerocel Tubing - 1 gallon	4	Yes



Aerocel Protape



An EPDM-based self-adhering rubber tape, specifically designed for covering the joints of Aerocel tubing and sheet insulation. Provides extra holding strength to the joints and serves as a vapor retarder to prevent atmospheric moisture from penetrating the seams. It is easy to wrap and patch elastomeric insulation surfaces securely, giving cleaner visual appearance on installations.

PART NO	THICKNESS (MILS)	WIDTH (IN)	ROLL LENGTH (IN)	COLOR	BACKING	ADHESIVE	SERVICE TEMP RANGE (°F)	CASE QTY	CASE REQ
TPPR060500251	20.0	2	82	Black	Self-Adhering EPDM Based Rubber	Acrylic Base	-70 to 257	12	Yes
TPPR060750251	20.0	3	82	Black	Self-Adhering EPDM Based Rubber	Acrylic Base	-70 to 257	8	Yes

PF-2800 Polyethylene Insulation Tape

For hot or cold pipes; stops condensation and drips. Adheres well to all metals; resists drying and cracking.

PART NO	THICKNESS (MILS)	WIDTH (IN)	ROLL LENGTH (IN)	COLOR	BACKING	ADHESIVE	SERVICE TEMP RANGE (°F)	CASE QTY	CASE REQ
PF-2800	1/8	2	360	Black	Cross-linked Polyethylene Foam	Rubber Base	-20 to 160	12	Yes



Sealing Gum Slug



A non-staining white sealer that can be formed into any shape by hand.

- Odorless
- Never hardens
- Flexible to -20°F

PART NO	DESCRIPTION	CASE QTY	CASE REQ
PF-H-2902	Preferred Sealing Gum Slug - 2 lbs.	24	Yes



Thumb-Tite Insulation Slug



This compound is formulated and manufactured for use in many sealing, insulating, and general maintenance applications. It has excellent adhesion capability and is non-staining, non-hardening and unaffected by wide variations in temperature...an excellent thumbing grade. It is packaged in 2 lb. boxes, and each box contains two one pound bars.

PART NO	DESCRIPTION	CASE QTY	CASE REQ
4216-92	Thumb-Tite Insulation Slugs	—	—

EXPANDING FOAM PRODUCTS



Nu-Calgon Nu-Foam Expanding Foam



An expanding polyurethane prepolymer foam designed to seal, fill and insulate small cracks, gaps and voids. Can be used around openings created for refrigeration, air conditioning and heating tubes or pipes, duct joints, utility penetrations in exterior sheeting, masonry, concrete or wood walls, and other areas where unwanted air penetration might occur.

PART NO	CAN QTY (OZ)	CURE/ DRYING TIME	MAX SHELF LIFE (MO)	AGENCY CERTIFICATIONS	APPROX LINEAR YIELD 3/8 IN BEAD (FT)	APPROX THERMAL CONDUCT (R-VALUE/IN)	CASE QTY	CASE REQ
4293-04	9	4	24	UL classNified - UL723	352	4.9	12	Yes
4293-75	20	4	24	UL classified - UL723	780	4.9	12	Yes



INSULATION, SEALING & GASKET MATERIALS

EXPANDING FOAM PRODUCTS

BOSS 333 Polyurethane Expanding Foam



A ready-to-use multi-purpose polyurethane foam that expands to three times its original volume on contact with air. The expanding action fills holes, cracks and gaps more completely than standard caulks. Designed for air sealing; partition walls with ceiling, through penetrations around cables and pipes, seams between chimneys, and roof protection. Excellent insulating properties and superb adhesion to virtually all building materials.

PART NO	CAN QTY (OZ)	CURE/ DRYING TIME	MAX SHELF LIFE (MO)	AGENCY CERTIFICATIONS	APPROX LINEAR YIELD 3/8 IN BEAD (FT)	APPROX THERMAL CONDUCT (R-VALUE/IN)	CASE QTY	CASE REQ
86-333	12	24	18	ASTM E-84-04, UL classified - UL723	11	3.8 - 4.5	12	Yes
86-33324	24	24	18	ASTM E-84-04, UL classified - UL723	11	3.8 - 4.5	12	Yes

BOSS 812 Draft/Smoke Stop Foam



Prevents the spread of smoke and toxic gasses from one compartment to another; slowing fire spread due to lack of air to fuel the flame. Tested to ASTM E-84; classified Class A.

- Will adhere to almost any substrate
- Can be used to seal around copper, PVC pipes and conduits in addition to large spaces left after the installation of wastewater pipes, ducting etc.
- Prevents the spread of smoke and toxic gasses
- Can be used on vertical or horizontal applications
- Excellent acoustic and thermal insulation
- Paintable (after inspection)
- Unaffected by moisture or humidity after curing
- Reduces energy costs
- Prevents intrusion of insects and pests

PART NO	CAN QTY (OZ)	CURE/ DRYING TIME	MAX SHELF LIFE (MO)	AGENCY CERTIFICATIONS	APPROX LINEAR YIELD 3/8 IN BEAD (FT)	APPROX THERMAL CONDUCT (R-VALUE/IN)	CASE QTY	CASE REQ
86-812	24	24	12	ASTM E-84-04, UL classified - UL723	880	3.8 - 4.5	12	Yes

Touch 'n Seal Quick Cure Polyurethane Foam Sealant



A quick and easy means to seal cracks and gaps around plumbing, ventilation outlets, electrical junctions, between sole plates and concrete slabs, or anywhere you need an air-sealing moisture barrier. The all-direction dispensing straw system is ideal for maneuvering tight spots; the special adapter allows for the can to be partially used stored and re-started later. Excellent filler with exceptional expansion and cure time.

PART NO	CAN QTY (OZ)	CURE/ DRYING TIME	MAX SHELF LIFE (MO)	AGENCY CERTIFICATIONS	APPROX LINEAR YIELD 3/8 IN BEAD (FT)	APPROX THERMAL CONDUCT (R-VALUE/IN)	CASE QTY	CASE REQ
4004521212	24	4	24	UL classified - UL723	408	4.9	12	Yes
4004521224	24	4	24	UL classified - UL723	818	4.9	12	Yes

ADHESIVES

Mean Green Cylinderized Adhesive



Mean Green is a high solids, pressure sensitive adhesive specially formulated for quick tack and a strong bond which resists heat, cold and moisture. A controlled lace or web spray pattern provides a low soak-in so more adhesive remains on the surface where it is needed. It is the only cylinderized solvent-based adhesive that meets DOT 39 nonflammable regulations and has been approved by the California EPA.

PART NO	DESCRIPTION
MG-LC	Mean Green Adhesive Cylinder (40 lbs.)
MG-SC	Mean Green Adhesive Cylinder (15 lbs.)
SPR-LG	Spray Gun for Mean Green Adhesive (Metal)
THA-12	Hose for Mean Green Adhesive (12 ft.)
THA-18	Hose for Mean Green Adhesive (18 ft.)
THA-6	Hose for Mean Green Adhesive (6 ft.)



ADHESIVES

SPRAY ADHESIVES



BOSS 635 Spray Adhesive



Combines a uniform misting spray pattern with super high solids to create a fast tacking and high bond strength product capable of handling virtually any light or heavy duty job. Applications can be found throughout general industry for bonding fabric, plastics, felt, cork, foam, insulation, paper, corrugated, wood, most metals and more. Even with the super high solids, this product has a conveniently long open time to allow for repositioning and adjustment when affixing surfaces to be bonded. Also featured is a moderate flow rate spray valve to provide overspray control in a mist adhesive. The product has an economical coverage rate and is ideally suited for both temporary and permanent bonds.

- VOC Compliant
- Nonchlorinated
- Fast drying
- High strength
- Web spray
- Formulated with high solids

PART NO	DESCRIPTION	CASE QTY	CASE REQ
02466TN10	BOSS 635 Contact/Spray Adhesive	12	Yes



4080-04 Spray Adhesive



Spray Adhesive is a fast-drying, all-purpose adhesive that provides a strong, water-resistant, flexible bond. It is translucent and does not penetrate or soak material causing bleed-through. Spray Adhesive is excellent for labeling, bonding, splicing and sealing paper, cardboard, cloth, rubber, styrofoam, canvas, leather, wood and most plastics.

PART NO	DESCRIPTION	CASE QTY	CASE REQ
4080-04	Spray Adhesive Aerosol - 11 oz.	6	Yes



4369-75 Spray-n-Bond Spray Adhesive



Spray-n-Bond is a high performance wide web spray adhesive. Formulated specifically for insulation and duct liner applications, this high solids product is ideal for uneven or porous surfaces. Waterproof, flexible, transparent and non-staining, and it can be used for either temporary or permanent bonds. Use it for your toughest adhesive applications, including leather, cardboard, most plastics and cloth. Formulated with the environment in mind, this product contains no chlorinated solvents or ozone depleting compounds. Can withstand heat up to 120°F in duct work. Cleans easily with degreasing solvent (mineral spirits). Not intended for use on vinyl.

PART NO	DESCRIPTION	CASE QTY	CASE REQ
4369-75	Spray-n-Bond Aerosol - 12 oz.	6	Yes



86-N357-SA Spray Adhesive – Low VOC



May be used to bond fabric, fiberglass insulation, plastic films, felt, rubber, leather, cork, paper, cardboard, urethane foam, foil to metal, wood to wood and a variety of other substrates. Bonds polyethylene to concrete block, wood, and other hard-to-bond surfaces. May be used to bond carpet and is ideal for label applications.

- Fast skin, fast grab, low soak in spray adhesive
- Contains no methylene chloride
- Extremely flammable
- Water white color
- Application temperature: -10 to 180°F
- Lace spray pattern

PART NO	DESCRIPTION	CASE QTY	CASE REQ
86-N357-SA	Spray Adhesive - Low VOC (17 oz. Aerosol)	12	Yes



86-P44 Spray Adhesive



Fast skin, high tack, low soak-in rate adhesive designed for temporary and permanent bonding. Bonds foils and metals to fibrous and paper insulation, and paper, fabrics, leather, rubber and wood to various other substrates.

- High strength & coverage; high solids content
- Contains no methylene chloride
- Extremely flammable
- Sprays white; dries clear
- Application temperature: 40 to 120°F
- Good UV, moisture and oxidation resistance
- Adjustable nozzle
- Non-run, non-string spray

PART NO	DESCRIPTION	CASE QTY	CASE REQ
86-P44	Spray Adhesive (17 oz. Aerosol)	12	Yes



CAULKING, SEALANTS & FIRE STOP



BOSS 136 Fireblock/Draftstop Sealant



Single component fire rated sealant and is a noncombustible filler caulking used for fire blocking applications in the annular space around wires, pipes, ducts, vents, cable lines and other penetrations to the building envelope. It is a non-slumping sealant that sets to form a hard surface. Can be applied to any gap or penetration where the specification is noncombustible and/or ASTM-E136 rated. The noncombustible specification is common to one and two family construction and to non-rated penetrations in multi-family and commercial construction. Colored red for ease of inspection. In the event of a fire, prevents the spread of fire, smoke and toxic gases through penetration openings. Tested and meets the American Society for Testing Materials E-136. To pass this test a material must withstand 1400°F without exhibiting signs of flaming after the first thirty seconds in the test apparatus. Serves to form a “gasket or seal against air infiltration” as required by the Model Energy Code in both the performance and prescriptive versions. Applicable standards include: UBC page 1-387, 1997 edition, CABO Section 602.7 item 4, 1995 edition, BOCA (NBC) 704.4.1.1 1996, ASTM E-136.

- Non-toxic and contains no asbestos or PCBs
- Noncombustible
- Applied with a conventional caulking gun
- Easily applied sealant, water cleanup capabilities
- Single component system, no mixing necessary and no additions required
- An accredited fire block/smoke seal caulk
- Meets residential construction code approvals including IRC
- For interior applications only
- Excellent adhesion to a wide variety of substrate material

PART NO	COLOR	TACT-FREE DRYING TIME (HRS)	CURE TIME/ DRYING TIME (DAYS)	SHELF LIFE (MONTHS)	CARTRIDGE QTY (OZ)	CASE QTY	CASE REQ
86-136	Red	—	3	12	10.1	12	Yes



BOSS 139 Fire Mortar



Non-combustible silicate cement that can withstand extremely high temperatures. Formulated for repairing chimneys, fireplaces and sealing wood-burning stoves and appliances, this product has strong adhesion and sets to become rock hard when fired. Cannot be used in areas where there is constant movement, or where wet conditions exist or may occur. Tested and exceeds ASTM E-136 and can withstand temperatures of up to 1400°F. Can be used in wood frame construction where an ASTM E-136 non combustible sealant is specified and where allowed by the building code. This includes sealing around pipes, ducts, vents and chimneys at ceiling and floor level before drywall is applied.

- Can withstand extremely high heat
- Dries rock hard when cured and fired
- Safe to use and handle
- No harmful odors
- Water clean-up (prior to curing)
- VOC compliant
- Contains no asbestos fillers of any kind

PART NO	COLOR	TACT-FREE DRYING TIME (HRS)	CURE TIME/ DRYING TIME (DAYS)	SHELF LIFE (MONTHS)	CARTRIDGE QTY (OZ)	CASE QTY	CASE REQ
86-139	Black	1/4	24	12	10.1	12	Yes



BOSS 360 Acrylic Latex Painters Caulk



Designed for both interior and exterior use. Forms a tough, flexible, resilient bond to all building material surfaces. It has excellent resistance to water, weathering and moisture vapor. Cures to produce a flexible seal that is non-yellowing.

- Sealing around window and door frames
- Sealing around baseboards
- Sealing around trim
- Sealing anywhere a weather tight seal is desired
- Sealing corner joints
- Sealing where siding meets trim

PART NO	COLOR	TACT-FREE DRYING TIME (HRS)	CURE TIME/ DRYING TIME (DAYS)	SHELF LIFE (MONTHS)	CARTRIDGE QTY (OZ)	CASE QTY	CASE REQ
86-360W	White	1/2	2	12	10.1	12	Yes



CAULKING, SEALANTS & FIRE STOP



BOSS 362 Siliconized Acrylic Latex Caulk



Mildew resistant, paintable sealant formulated to provide long lasting, flexible, weatherproof seals between most common building materials including wood, masonry, concrete, brick, drywall, metal and glass. Its smooth, creamy consistency makes it easy to tool, and it cures to a tough, flexible seal. Can be used for both interior and exterior applications.

- Sealing around window and door frames
- Sealing around baseboards
- Sealing around trim
- Sealing anywhere a weather tight seal is desired
- Sealing corner joints
- Sealing where siding meets trim

PART NO	COLOR	TACT-FREE DRYING TIME (HRS)	CURE TIME/ DRYING TIME (DAYS)	SHELF LIFE (MONTHS)	CARTRIDGE QTY (OZ)	CASE QTY	CASE REQ
86-362W	White	1/2	2	12	10.1	12	Yes



BOSS 376 HVAC/R Hi-Temp Red Silicon Sealant



One-part, non-slumping paste that cures to a tough, rubbery solid at room temperature on exposure to water vapor in the air. This silicone product was formulated to perform at temperatures ranging from -85 to 500°F. It can be used for numerous sealing and bonding applications.

- Sealing and encapsulating heating elements in appliances
- Stove and furnace vent pipes
- Moving oven belts
- Industrial ovens
- Bag filters on smoke stacks
- Other critical bonding, sealing, potting, encapsulating and protective coating where parts must perform at high temps

PART NO	COLOR	TACT-FREE DRYING TIME (HRS)	CURE TIME/ DRYING TIME (DAYS)	SHELF LIFE (MONTHS)	CARTRIDGE QTY (OZ)	CASE QTY	CASE REQ
86-376R	Red	1/3	24	12	10.1	12	Yes



BOSS 814 Latex Intumescent Firestop Sealant



UL classified one part, elastomeric, intumescent fire stop sealant that expands when exposed to fire or extreme heat, forming an insulated char; prevents the spread of toxic gases, smoke and fire. Suitable for adhesion to almost any surface and remains flexible, making it ideal for both horizontal and vertical joints, subject to vibration or dynamic movement. Can be used for interior or exterior applications, and can be painted (after inspection). Tested to ASTM E-814 (UL 1479) and meets the criteria for fire/smoke/draft stop for BOCA-CABO-UBC-SBCCI-IRC.

- Interior/exterior use on virtually any surface
- Remains flexible
- VOC compliant
- Excellent freeze/thaw properties
- Safe to use and handle
- Water clean-up

PART NO	COLOR	TACT-FREE DRYING TIME (HRS)	CURE TIME/ DRYING TIME (DAYS)	SHELF LIFE (MONTHS)	CARTRIDGE QTY (OZ)	CASE QTY	CASE REQ
86-814	Red	1/4	14 to 20	12	10.1	12	Yes



BOSS 816 Intumescent Firestop Sealant



UL classified fire-rated, general purpose sealant for use on through-penetrations and construction joints. It is a single component, non-sag, water based sealant and smoke seal that is easy to apply and clean up. Prevents the spread of toxic gases, water, smoke and fire through joint openings and through penetrations. Suitable for adhesion to almost any surface and remains flexible, making it ideal for both horizontal and vertical joints, subject to vibration or dynamic movement. It bonds quickly, has excellent adhesion and is non-toxic. Protects against mold growth with a combination of biocides in both wet and dry stages. It has been tested to ASTM E-814 (UL 1479) and ASTM E1966 (UL 2079).

- Bonds quickly with excellent adhesion
- Mildew resistant
- Remains flexible
- VOC compliant
- Excellent freeze/thaw properties
- Safe to use and handle
- Water based and paintable
- Water clean-up

PART NO	COLOR	TACT-FREE DRYING TIME (HRS)	CURE TIME/ DRYING TIME (DAYS)	SHELF LIFE (MONTHS)	CARTRIDGE QTY (OZ)	CASE QTY	CASE REQ
86-816R	Red	1/2	21 to 28	24	10.1	12	Yes

SUPPLIES



WD-40



WD-40 Cans



WD-40 protects metal from rust and corrosion, penetrates stuck parts, displaces moisture, and lubricates just about anything. WD-40 is also effective when it comes to cleaning grease, grime, and other marks from most surfaces. Cans with “Smart Straw” feature a permanently attached straw that sprays two ways; flip it up for a precision stream or down for a regular spray action.

PART NO	DESCRIPTION	CASE QTY	CASE REQ
85-110075	WD-40 - 11 oz. Aerosol Can	48	Yes
85-110078	WD-40 - 11 oz. Aerosol Can (Smart Straw)	12	Yes
85-10116	WD-40 - 16 oz. Aerosol Can	12	Yes
85-110054	WD-40 - 8 oz. Aerosol Can	12	Yes

THREAD SEALANTS & JOINT COMPOUNDS



Great Blue Pipe Joint Compound



A blue colored non-separating thread sealant compound formulated to seal threaded connections on metal and plastic pipe up to and including two inch diameter. Fibrous texture enhances the sealing properties. Permits easy disassembly without stripping or damaging threads and is non-toxic, non-staining, and can be wiped clean using a dry cloth.

PART NO	DESCRIPTION	CASE QTY	CASE REQ
31261	Great Blue Pipe Joint Compound - 4 oz.	12	Yes
31262	Great Blue Pipe Joint Compound - 8 oz.	12	Yes



Great White Pipe Joint Compound with PTFE



A white colored non-separating thread sealant compound with PTFE designed to seal thread connections against leakage due to internal pressure. Permits a tighter assembly with lower torque, secure permanent sealing of all thread connections, and allows for easy disassembly without stripping threads.

- Certified to ANSI/NSF Standard 61 for potable water

PART NO	DESCRIPTION	CASE QTY	CASE REQ
31229	Great White Pipe Joint Compound with PTFE - 1 oz.	12	Yes
31230	Great White Pipe Joint Compound with PTFE - 4 oz.	12	Yes
31231	Great White Pipe Joint Compound with PTFE - 8 oz.	12	Yes
31232	Great White Pipe Joint Compound with PTFE - 16 oz.	24	Yes
31233	Great White Pipe Joint Compound with PTFE - 32 oz.	12	Yes



Seal-Loc Joint Compound



A high performance multi-purpose thread sealant for use on plastic and metal pipe and fittings. Sets soft, and unlike many other joint sealants, no cure time is required; finished joints can be tested and put into service immediately. Does not harden, crack, or separate; non-hazardous, non-flammable, and odor-free.

- Certified to ANSI/NSF Standard 61 for potable water
- CSA listed to Requirement 4-90 for Natural Gas and LP

PART NO	DESCRIPTION	CASE QTY	CASE REQ
4350-04	Seal-Loc Can - 4.0 oz.	24	Yes
4350-16	Seal-Loc Can - 16 oz.	12	Yes



THREAD SEALANTS & JOINT COMPOUNDS



Leak Lock Joint Compound



A resin based soft-setting brushable paste pipe joint compound resistant to refrigerants, oils, water and most chemicals, liquids and gases. Ideal for joining all metals, plastics and other materials. Does not harden or become brittle. Adheres to all clean surfaces; prevents vibration from loosening nuts, bolts, plugs, and fittings.

PART NO	DESCRIPTION	CASE QTY	CASE REQ
85-10001	Leak Lock Tube - 1.33 oz.	12	Yes
85-10004	Leak Lock Can - 4 oz.	12	Yes
85-10016	Leak Lock Can - 16 oz.	12	Yes



Thread Sealing Tape – White PTFE

PART NO	WIDTH (IN)	ROLL LENGTH (IN)	COLOR	BACKING	AGENCY CERTIFICATIONS	CASE QTY	CASE REQ
686027	1/2	260	White	White Teflon - TPFPE	—	12	Yes
686028	1/2	520	White	White Teflon - TPFPE	—	12	Yes

PLASTIC PIPE CEMENTS & PRIMERS



All-Purpose Regular Clear Cement



- Medium-bodied milky clear cement
- Recommended for pipe and fittings for potable water, pressure pipe, gas, conduit, and DWV
- Meets ASTM D-2564, D-2235, F-493

PART NO	VENDOR PART NO	CONTAINER SIZE (OZ)	APPLICATIONS	MAX PIPE DIA SCHEDULE 40/80 (IN)	STORAGE/APP TEMP (°F)	CASE QTY	CASE REQ
670003	30818	4	ABS, PVC, CPVC	6/6	40 to 110	24	Yes
670002	30821	8	ABS, PVC, CPVC	6/6	40 to 110	24	Yes
670001	30834	16	ABS, PVC, CPVC	6/6	40 to 110	24	Yes
670000	30847	32	ABS, PVC, CPVC	6/6	40 to 110	12	Yes



PVC Regular Clear Cement



- Regular-bodied clear cement
- Recommended for all grades of pipe and fittings for pipe and fittings, potable water, pressure pipe, gas, conduit, and DWV
- Sets up quickly
- No primer needed on non-pressure DWV less than 4 in. where local codes permit
- Meets ASTM D-2564; NSF Standard 61 for PW, DWV, SEWER; IAPMO listed

PART NO	VENDOR PART NO	CONTAINER SIZE (OZ)	APPLICATIONS	MAX PIPE DIA SCHEDULE 40/80 (IN)	STORAGE/APP TEMP (°F)	CASE QTY	CASE REQ
670008	31012	4	PVC	4/2	40 to 110	24	Yes
670007	31013	8	PVC	4/2	40 to 110	24	Yes
670006	31014	16	PVC	4/2	40 to 110	24	Yes
670005	31015	32	PVC	4/2	40 to 110	12	Yes
670004	31016	128	PVC	4/2	40 to 110	6	Yes



PVC All-Weather Cement



- Medium-bodied clear cement
- Recommended for pipe and fittings for potable water, pressure pipe, gas, conduit and DWV
- Formulated for fast initial set-up at low temperatures
- Meets ASTM D-2564; NSF Standard 61 for PW, DWV, SEWER; IAPMO listed

PART NO	VENDOR PART NO	CONTAINER SIZE (OZ)	APPLICATIONS	MAX PIPE DIA SCHEDULE 40/80 (IN)	STORAGE/APP TEMP (°F)	CASE QTY	CASE REQ
670010	31132	16	PVC	6/6	-15 to 110	24	Yes
670009	31133	32	PVC	6/6	-15 to 110	12	Yes



PLASTIC PIPE CEMENTS & PRIMERS



PVC Heavy Duty Clear Cement



- Heavy-bodied clear cement for PVC pipe and fittings
- Recommended for pipe and fittings for potable water, pressure pipe, gas, conduit, and DWV
- Thick formula fills gaps in large diameter pipe and loose fitting joints
- Meets ASTM D-2564; NSF Standard 61 for PW, DWV, SEWER; IAPMO listed

PART NO	VENDOR PART NO	CONTAINER SIZE (OZ)	APPLICATIONS	MAX PIPE DIA SCHEDULE 40/80 (IN)	STORAGE/APP TEMP (°F)	CASE QTY	CASE REQ
670024	30850	4	PVC	12/12	40 to 110	24	Yes
670025	30863	8	PVC	12/12	40 to 110	24	Yes
670026	30876	16	PVC	12/12	40 to 110	24	Yes
670027	31008	32	PVC	12/12	40 to 110	12	Yes



PVC Rain-R-Shine Blue Cement



- Medium-bodied blue colored cement
- Very fast-setting cement formulated for wet conditions and/or quick pressurization and fast installation
- Recommended for pipe and fittings for potable water, pressure pipe, gas, conduit, and DWV
- No primer needed on non-pressure DWV where local codes permit
- Meets ASTM D-2564; NSF Standard 61 for PW, DWV, SEWER; IAPMO listed

PART NO	VENDOR PART NO	CONTAINER SIZE (OZ)	APPLICATIONS	MAX PIPE DIA SCHEDULE 40/80 (IN)	STORAGE/APP TEMP (°F)	CASE QTY	CASE REQ
670016	30891	8	PVC	6/6	40 to 110	24	Yes
670015	30893	16	PVC	6/6	40 to 110	24	Yes
670014	30894	32	PVC	6/6	40 to 110	12	Yes



PVC Medium Gray Cement



- Medium-bodied gray colored cement
- Recommended for pipe and fittings potable water, pressure pipe, gas, conduit and DWV
- Meets ASTM D-2564; NSF Standard 61 for PW, DWV, SEWER; IAPMO listed

PART NO	VENDOR PART NO	CONTAINER SIZE (OZ)	APPLICATIONS	MAX PIPE DIA SCHEDULE 40/80 (IN)	STORAGE/APP TEMP (°F)	CASE QTY	CASE REQ
670013	30886	32	PVC	6/6	40 to 110	12	Yes



CPVC Medium Orange Cement



- Medium-bodied orange colored cement
- For CTS (Copper Tube Size) and Schedule 80 potable water pressure pipe
- Meets ASTM F-493; NSF Standard 61 for PW, DWV, SEWER; IAPMO listed

PART NO	VENDOR PART NO	CONTAINER SIZE (OZ)	APPLICATIONS	MAX PIPE DIA SCHEDULE 40/80 (IN)	STORAGE/APP TEMP (°F)	CASE QTY	CASE REQ
670012	31128	4	CPVC	6/6	40 to 110	24	Yes
670011	31129	8	CPVC	6/6	40 to 110	24	Yes



Clear Cleaner



Clear liquid cleaner formulated to remove dirt and oil from the surface of the piping in preparation for solvent welding.

PART NO	VENDOR PART NO	CONTAINER SIZE (OZ)	APPLICATIONS	MAX PIPE DIA SCHEDULE 40/80 (IN)	STORAGE/APP TEMP (°F)	CASE QTY	CASE REQ
523003	30782	8	ABS, PVC, CPVC	-	40 to 110	24	Yes
PD523002	30795	16	ABS, PVC, CPVC	-	40 to 110	24	Yes
523001	30805	32	ABS, PVC, CPVC	-	40 to 110	12	Yes
523000	30766	128	ABS, PVC, CPVC	-	40 to 110	6	Yes



PLASTIC PIPE CEMENTS & PRIMERS



Purple Primer – NSF Listed



Purple-tinted primer formulated to remove dirt and oil from the surface of piping, as well as soften the piping, in preparation for solvent welding. Purple pigment provides verification that primer has been applied to the pipe surface. Meets ASTM F-656; NSF Standard 61 for PW, DWV, SEWER; IAPMO listed.

PART NO	VENDOR PART NO	CONTAINER SIZE (OZ)	APPLICATIONS	MAX PIPE DIA SCHEDULE 40/80 (IN)	STORAGE/APP TEMP (°F)	CASE QTY	CASE REQ
523007	30756	8	PVC, CPVC	-	40 to 110	24	Yes
523006	30757	16	PVC, CPVC	-	40 to 110	24	Yes
523005	30758	32	PVC, CPVC	-	40 to 110	12	Yes
523004	30759	128	PVC, CPVC	-	40 to 110	6	Yes

EPOXY & PIPE REPAIR



Red Epoxy Repair Kit



High performance heat-cured two-part epoxy kit (two 1/2 oz. tubes).

- Exhibits color change when cured (turns gold)
- Controlled curing time; may be cured with a hot air gun or open flame in minutes
- Suitable for temperatures from -100 to 300°F
- Working pressure in excess of 3000 psi; tensile strength of 6000 psi
- Use on all metals and rigid plastics; oil, gas, fuel, and solvent resistant

PART NO	DESCRIPTION	CASE QTY	CASE REQ
85-12001	Red Epoxy Repair Kit (1 oz.)	12	Yes



Quick Seal Pipe Repair



Quick Seal Pipe Repair is a knitted fiberglass tape that is impregnated with polyurethane resin. It has been developed for quick, in-the-field repair of leaks. Bonds to all types of pipes; can be used on cold or hot water pipes as well as refrigerant applications. It is a fast, durable and cost effective pipe repair system. Chemical and UV resistant; ideal for refrigeration, plumbing, industrial, commercial, mining, marine, municipal and residential applications. It is also UL classified to ANSI/NSF Standard 61 as safe for potable water.

PART NO	DESCRIPTION	CASE QTY	CASE REQ
4299-10	Quick Seal Pipe Repair - 2 in. x 3 ft. Wrap	6	Yes



CHEMICALS

Coil Cleaners

IAQ Assurance Products

Leak Detectors

Refrigeration Oils

Refrigeration Additives

Acid Test Kits & Treatments

Insect & Pest Sprays

Miscellaneous Chemicals & Specialty Products

Cleaners, Degreasers & Descaler



COIL CLEANERS



PF-501 Heavy Foaming Acid Condenser Coil Cleaner & Brightener



- Expanding foam action
- Best for brightening – makes condenser coils look new
- Must be thoroughly rinsed with water
- Contains hazardous components hydrofluoric acid and phosphoric acid
- Outdoor use only, protective gloves, and eye/face protection required

PART NO	TYPE	APPLICATION	CONCENTRATION	FOAMING	RINSE REQUIRED	CONTAINER TYPE	CONTAINER SIZE	CASE QTY	CASE REQ
PF-501	Acidic	Condenser Coils	2:1 to 10:1	Yes - High Foam	Yes	Bottle	1 gallon	4	Yes



PF-1101 Heavy Foaming Alkaline Condenser Coil Cleaner & Brightener



- Expanding foam action
- Alkaline formulation is excellent on greasy coils
- Must be thoroughly rinsed with water
- Contains hazardous component potassium hydroxide
- Good ventilation, protective gloves, and eye protection required
- USDA accepted

PART NO	TYPE	APPLICATION	CONCENTRATION	FOAMING	RINSE REQUIRED	CONTAINER TYPE	CONTAINER SIZE	CASE QTY	CASE REQ
PF-1101	Alkaline	Condenser Coils	2:1 to 20:1	Yes - High Foam	Yes	Bottle	1 gallon	4	Yes



PF-H-BM01 Black Max Heavy Foaming Alkaline Coil Cleaner Brightener



- Premium grade alkaline – expanding foam action
- Brightens better than normal alkaline cleaners
- Must be thoroughly rinsed with water
- Contains hazardous component potassium hydroxide
- Good ventilation, protective gloves, and eye protection required

PART NO	TYPE	APPLICATION	CONCENTRATION	FOAMING	RINSE REQUIRED	CONTAINER TYPE	CONTAINER SIZE	CASE QTY	CASE REQ
PF-H-BM01	Alkaline	Condenser Coils	3:1 to 20:1	Yes - High Foam	Yes	Bottle	1 gallon	4	Yes



PF-EC01 Enviro-Safe Coil Cleaner



- No foaming action – only attacks dirt build-up, not metal
- Environmentally safe – cleans without damage to environment, personnel, or equipment
- Properly dilute with water according to label instructions before use:
 - 4:1 for condenser coils
 - 8:1 for heavy duty cleaning of evaporator coils
- Rinsing not required on evaporators – normal condensation will carry away dirt and contamination
- May irritate eyes and excessive contact should be avoided
- USDA accepted

PART NO	TYPE	APPLICATION	CONCENTRATION	FOAMING	RINSE REQUIRED	CONTAINER TYPE	CONTAINER SIZE	CASE QTY	CASE REQ
PF-EC01	Alkaline	Cond/Evap Coils	4:1 to 8:1	No	Yes (No at 8:1)	Bottle	1 gallon	4	Yes



PF-C02 Self Rinsing Evaporator Coil Cleaner



- No foaming action – only attacks dirt build-up, not metal
- Rinsing not required – normal condensation will carry away dirt and contamination
- May irritate eyes and skin – excessive contact should be avoided

PART NO	TYPE	APPLICATION	CONCENTRATION	FOAMING	RINSE REQUIRED	CONTAINER TYPE	CONTAINER SIZE	CASE QTY	CASE REQ
PF-C02	Alkaline	Evaporator Coils	Ready to use	No	No	Aerosol	18 oz.	12	Yes



COIL CLEANERS



Alka-Brite Plus



A non-acid, alkaline based product for brightening and cleaning air cooled condensers. It contains the best available detergents to quickly penetrate and remove greasy soils and oxidation. Its foaming action helps to lift greasy soils out of the coil. Biodegradable.

PART NO	TYPE	APPLICATION	CONCENTRATION	FOAMING	RINSE REQUIRED	CONTAINER TYPE	CONTAINER SIZE	DIRECT SHIP	CASE QTY	CASE REQ
4120-08	Alkaline	Condenser Coils	3:1 to 4:1	Yes - High Foam	Yes	Bottle	1 gallon	Yes	4	Yes
4120-01	Alkaline	Condenser Coils	3:1 to 4:1	Yes - High Foam	Yes	Drum	55 gallons	Yes	—	—



Cal-Brite



Cal-Brite is a low pH cleaner developed for cleaning evaporator coils, air-cooled condensers and other finned cooling and heating coils. It is based upon glycolic acid and other ingredients, including the unique surfactant, Merspol®. It provides for moderate foaming and brightening, and is safe for use indoors as well as outdoors.

PART NO	TYPE	APPLICATION	CONCENTRATION	FOAMING	RINSE REQUIRED	CONTAINER TYPE	CONTAINER SIZE	DIRECT SHIP	CASE QTY	CASE REQ
4133-08	Acidic	Condenser/Evaporator Coils	3:1	Yes	Yes	Bottle	1 gallon	Yes	4	Yes
4133-01	Acidic	Condenser/Evaporator Coils	3:1	Yes	Yes	Drum	55 gallons	Yes	—	—



CalClean



An alkaline detergent formulated for cleaning evaporator coils, air-cooled condenser coils, metal filters, fan blades and other surfaces soiled with greasy dust and dirt. Biodegradable. USDA accepted.

PART NO	TYPE	APPLICATION	CONCENTRATION	FOAMING	RINSE REQUIRED	CONTAINER TYPE	CONTAINER SIZE	DIRECT SHIP	CASE QTY	CASE REQ
4081-75	Alkaline	Condenser/Evaporator Coils	Ready to use	No	Yes	Aerosol	20 oz.	Yes	6	Yes
4135-08	Alkaline	Condenser/Evaporator Coils	4:1 to 10:1	No	Yes (No at 10:1)	Bottle	1 gallon	Yes	4	Yes



Special HD CalClean



Specifically formulated to remove tobacco tars from electronic air cleaners as well as the most stubborn deposits from finned coils. Biodegradable. USDA Accepted. CalClean HD Electronic Cell Cleaner is the ready to- use formulation, ideal for electronic air cleaners.

PART NO	TYPE	APPLICATION	CONCENTRATION	FOAMING	RINSE REQUIRED	CONTAINER TYPE	CONTAINER SIZE	CASE QTY	CASE REQ
4143-08	Alkaline	Condenser/Evaporator Coils	5:1 to 40:1	No	Yes (No at 40:1)	Bottle	1 gallon	4	Yes



Cal-Green



Cal-Green is an all natural environmentally friendly condenser coil cleaner. A non-foaming, not-toxic cleaner, it is outstanding for removing dirt and grime that hinders heat transfer. By cleaning the fins with Cal-Green you restore the unit's efficiency while being environmentally responsible. Biodegradable and clear of dyes, fragrances, and masking agents.

PART NO	TYPE	APPLICATION	CONCENTRATION	FOAMING	RINSE REQUIRED	CONTAINER TYPE	CONTAINER SIZE	CASE QTY	CASE REQ
4190-08	Alkaline	Condenser	3:1	No	Yes	Bottle	1 gallon	4	Yes



Evap-Green



Evap-Green's outstanding cleaning ability will quickly remove the dust, dirt and debris that is typically found on evaporator coils. During the cleaning process, dirt, oils and greases are emulsified and are quickly removed from the coil restoring the unit's efficiency. Evap-Green is a biodegradable product and does not contain dyes, fragrances, or masking agents. Furthermore, this eco-friendly product does not contain any Volatile Organic Compounds (VOCs) which induce poor indoor air quality. Evap-Green is scientifically proven to be safe for use around humans and animals

PART NO	TYPE	APPLICATION	CONCENTRATION	FOAMING	RINSE REQUIRED	CONTAINER TYPE	CONTAINER SIZE	CASE QTY	CASE REQ
4191-08	Alkaline	Evaporator	3:1	No	No	Bottle	1 gallon	4	Yes



COIL CLEANERS



Evap Foam No Rinse



Evap Foam “no-rinse” is a high performing, heavy duty detergent. It is formulated with special surfactants and alkaline cleaners that have been developed into a foaming, no-rinse product. Evap Foam is ideal for use on most coils, but it is particularly suited for use on cooling or evaporator coils. The aerosol can be sprayed either right side up or upside down.

PART NO	TYPE	APPLICATION	CONCENTRATION	FOAMING	RINSE REQUIRED	CONTAINER TYPE	CONTAINER SIZE	DIRECT SHIP	CASE QTY	CASE REQ
4171-75	Alkaline	Evaporator Coils	Ready to use	Yes	No	Aerosol	18 oz.	Yes	6	Yes



Evap Pow'r



A “no rinse” product formulated for cleaning evaporator coils. It is metal-safe and it cleans and emulsifies even the most stubborn soils and deposits. Evap Pow'r-C (4168-08) is the concentrate while Evap Pow'r-RTU (4169-24) is the ready-to-use formulation. Biodegradable. USDA Accepted.

PART NO	TYPE	APPLICATION	CONCENTRATION	FOAMING	RINSE REQUIRED	CONTAINER TYPE	CONTAINER SIZE	CASE QTY	CASE REQ
4169-24	Alkaline	Evaporator Coils	3:1	No	No	Spray Bottle	32 oz.	12	Yes
4168-08	Alkaline	Evaporator Coils	3:1	No	No	Bottle	1 gallon	4	Yes



Evap Fresh



Evap-Fresh is a ready-to-use “no rinse” cleaner and disinfectant for evaporator coils. It effectively cleans as well as kills mold and bacteria. This one-step disinfectant cleaner is perfect for air conditioners, commercial air handling units, HVAC cooling coils, refrigeration equipment and evaporator coils. EPA registered specifically for use on HVAC equipment.

PART NO	TYPE	APPLICATION	CONCENTRATION	FOAMING	RINSE REQUIRED	CONTAINER TYPE	CONTAINER SIZE	CASE QTY	CASE REQ
4166-75	Alkaline	Evaporator Coils	Ready to use	No	No	Aerosol	18 oz.	6	Yes
4166-08	Alkaline	Evaporator Coils	Ready to use	No	No	Bottle	1 gallon	4	Yes



Foam Brite



Foam Brite provides for excellent cleaning and brightening, and at the same time provides for tremendous foaming to push dirt and grime out of the coil. Can easily be used in place of the more dangerous HF acid-based products. Biodegradable.

PART NO	TYPE	APPLICATION	CONCENTRATION	FOAMING	RINSE REQUIRED	CONTAINER TYPE	CONTAINER SIZE	DIRECT SHIP	CASE QTY	CASE REQ
4178-08	Alkaline	Condenser Coils	3:1 to 4:1	Yes - High Foam	Yes	Bottle	1 gallon	Yes	4	Yes
4178-01	Alkaline	Condenser Coils	3:1 to 4:1	Yes - High Foam	Yes	Drum	55 gallons	Yes	—	—



Green Clean



A pleasantly scented, all-purpose cleaner designed for the rapid removal of grease and other heavy soils. It can be used right out of the bottle or diluted for milder jobs. Biodegradable.

PART NO	TYPE	APPLICATION	CONCENTRATION	FOAMING	RINSE REQUIRED	CONTAINER TYPE	CONTAINER SIZE	CASE QTY	CASE REQ
4186-24	Alkaline	Condenser/Evaporator Coils	Ready to use	No	Yes	Spray Bottle	32 oz. (1 quart)	12	Yes
4186-08	Alkaline	Condenser/Evaporator Coils	3:1 to 150:1	No	Yes	Bottle	1 gallon	4	Yes



Nu Blast



A “no-rinse” condenser coil cleaner in a convenient aerosol package. Double action of high pressure blast and solvent cleaning restores design efficiency of condenser coils. It is non-flammable and non conductive. No rinse required, cleaning solvent evaporates completely. Use with adequate ventilation.

PART NO	TYPE	APPLICATION	CONCENTRATION	FOAMING	RINSE REQUIRED	CONTAINER TYPE	CONTAINER SIZE	DIRECT SHIP	CASE QTY	CASE REQ
4290-75	Alkaline	Condenser/Evaporator Coils	Ready to use	No	No	Aerosol	18 oz.	Yes	6	Yes



COIL CLEANERS



Nu-Brite



Nu-Brite foams, brightens and is an equally effective, but yet safer alternative to acids. It produces a high volume of foam to help in cleaning, doing so more effectively than acids, particularly in removing grease. Biodegradable. USDA Accepted.

PART NO	TYPE	APPLICATION	CONCENTRATION	FOAMING	RINSE REQUIRED	CONTAINER TYPE	CONTAINER SIZE	DIRECT SHIP	CASE QTY	CASE REQ
4291-18	Alkaline	Condenser Coils	Ready to use	Yes - High Foam	Yes	Aerosol	18 oz.	Yes	6	Yes
4291-08	Alkaline	Condenser Coils	3:1 to 4:1	Yes - High Foam	Yes	Bottle	1 gallon	Yes	4	Yes
4291-01	Alkaline	Condenser Coils	3:1 to 4:1	Yes - High Foam	Yes	Drum	55 gallons	Yes	—	—



Tri-Pow'r HD



An outstanding general purpose coil cleaner, providing detergency and degreasing as well as deodorizing capability. Its positive emulsion technology is very effective versus oily grime as it converts the deposits into a more fluid or liquid form that can be easily rinsed away. It is non-acid, non-toxic and biodegradable.

PART NO	TYPE	APPLICATION	CONCENTRATION	FOAMING	RINSE REQUIRED	CONTAINER TYPE	CONTAINER SIZE	CASE QTY	CASE REQ
4371-88	Alkaline	Condenser/Evaporator Coils	4:1 to 10:1	No	Yes (No at 10:1)	Bottle	1 gallon	4	Yes



SpeedFoam Heavy Foaming Alkaline Coil Cleaner



Designed for use with SpeedClean CoilJet and Condenser Needle, SpeedyFoam® acid-free coil cleaner delivers superior cleaning power without the harsh effects that other, caustic acid based cleaners have. Its ultra foaming action and clean fresh scent blasts away grime and debris leaving clean coils looking and smelling great.

PART NO	TYPE	APPLICATION	CONCENTRATION	FOAMING	RINSE REQUIRED	CONTAINER TYPE	CONTAINER SIZE	CASE QTY	CASE REQ
SC-FCC-1	Alkaline	Condenser/Evaporator Coils	6:1 to 10:1	Yes - High Foam	No	Bottle	1 gallon	—	—
SC-FCC-4X1	Alkaline	Condenser/Evaporator Coils	6:1 to 10:1	Yes - High Foam	No	Case/Four Bottles	1 gallon	—	—
SC-FCC-5	Alkaline	Condenser/Evaporator Coils	6:1 to 10:1	Yes - High Foam	No	Bottle	5 gallon	—	—

IAQ ASSURANCE PRODUCTS



Coil and Duct Spray



- EPA registered fungistat, bacteriostat, and germistat for use in HVAC systems
- For use on ductwork evaporator coils, drip pans and associated air conditioning parts
- Controls microbiological growth and associated odors
- Clean the area, spray thoroughly, and allow to dry

PART NO	DESCRIPTION	CASE QTY	CASE REQ
9532	Hydro-Balance Coil and Duct Spray (Spray Bottle) - 1 quart	12	Yes
9501	Hydro-Balance Coil and Duct Spray (Bottle) - 1 gallon	4	Yes



Sta-Clean Condensate Pan Strips



- EPA registered
- Controls microbial contaminants in condensate pans; kills mold, algae, fungus and other microorganisms
- Time-release formula lasts up to 6 months

PART NO	DESCRIPTION	CASE QTY	CASE REQ
CS-100	Sta-Clean Condensate Pan Strip (Up to 2-1/2 Ton)	12	Yes
CS-250	Sta-Clean Condensate Pan Strip (3 to 5 Ton)	12	Yes
CS-50	Sta-Clean Condensate Pan Strip (Win/Fan & Coil)	12	Yes



IAQ ASSURANCE PRODUCTS



ClenAir PurCool Condensate Pan Strips



- Keeps condensate drain pans clean and free flowing
- Prevents costly drain pan overflows
- Prevents drain pan rust and corrosion
- Eliminates foul drain pan odors
- Time-release formula lasts up to 6 months

PART NO	DESCRIPTION	CASE QTY	CASE REQ
85-2001D	Condensate Pan Strips (0-5 Tons)	12	Yes
85-2003D	Condensate Pan Strips (5-8 Tons)	12	Yes



ClenAir Odor Neutralizer Gel Tubs



- Place open tub in HVAC ductwork or in room near source of odor
- Available in regular and cherry

PART NO	DESCRIPTION	CASE QTY	CASE REQ
85-1500	ClenAir Gel Tubs - 1/2 lb.	24	Yes
85-1500D	ClenAir Gel Tubs - 1/2 lb. w/Display	12	Yes
85-1501	ClenAir Gel Tubs - 1 lb.	12	Yes
85-1503	ClenAir Gel Tubs - 3 lbs.	4	Yes
85-1530	ClenAir Gel Pail - 30 lbs.	1	-
85-1800D	ClenAir CherryAir Gel Tubs - 1/2 lb.	12	Yes
85-1801	ClenAir CherryAir Gel Tubs - 1 lb.	12	Yes



ClenAir Odor Neutralizer Gel Bricks



- 85-1300C Wall Unit holds 85-1401 Gel Brick for wall mount application
- Adhesive tabs or screws for mounting included

PART NO	DESCRIPTION	CASE QTY	CASE REQ
85-1300C	ClenAir Wall Unit	1	—
85-1401	ClenAir Gel Bricks - 1 lb.	12	Yes
85-1401W	ClenAir Gel Bricks w/Wall Unit - 1 lb.	1	—



ClenAir Odor Neutralizer Liquid Spray



- Quickly neutralizes airborne odors
- Available either non-scented, mild citrus, or cherry scent
- Spray into ducts, on coils and drain pans, into rooms with foul odors, or onto fouled carpets and upholstery
- Use on fuel oil spills, in garbage areas, locker rooms etc.
- Pour down drains, spray into garbage cans or garbage storage areas
- Non-toxic, environmentally friendly, non-allergenic and non-staining

PART NO	DESCRIPTION	CASE QTY	CASE REQ
85-1600D	ClenAir Spray w/Tray - 16 oz.	12	Yes
85-1610	ClenAir Spray Refill - 1 gallon	4	Yes
85-1700D	ClenAir Citrus Spray w/Tray - 16 oz.	12	Yes
85-1710	ClenAir Citrus Spray Refill - 1 gallon Citrus	4	Yes
85-1900D	ClenAir CherryAir Spray Counter Display - 16 oz.	12	Yes



Bio-Fresh cd



A ready-to-use product that is a bacteriostatic, fungistatic, and a deodorizer based upon chlorine dioxide technology. It kills bacteria, mold, mildew, fungi and yeast in IAQ applications, and is safe for fogging and may be applied to occupied space. Its EPA registration includes application to HVACR ventilating equipment, including coils, condensate pans, filters and duct-work. It is effective against Legionella bacteria. Can be applied easily by spraying, brushing, sponging, wiping or fogging.

PART NO	DESCRIPTION	CASE QTY	CASE REQ
4126-34	Bio-Fresh cd Spray Bottle - 1 quart	12	Yes
4126-38	Bio-Fresh cd Bottle - 1 gallon	4	Yes



IAQ ASSURANCE PRODUCTS



Gel Tabs



Gel Tabs are formulated with a breakthrough gel locking technology for treating air conditioning drain pans and lines. They will keep the drain pan from clogging and eliminate foul and musty odors. Gel Tabs are easy to use; put them into the drain pan and forget about them. When activated by condensation, the tablet will turn to gel and lock into place. This ensures that the tab will not move and potentially block the drain. Gel Tabs are designed to completely dissolve at an even rate over a three month period leaving nothing to remove when the product is done working.

- Protects drain pan against clogs
- Gel formulation locks tab into place
- Completely dissolves
- Up to 3 months of protection
- Eliminates foul & musty odors

PART NO	DESCRIPTION	CASE QTY	CASE REQ
4126-34	Bio-Fresh cd Spray Bottle - 1 quart	12	Yes
4126-38	Bio-Fresh cd Bottle - 1 gallon	4	Yes



Pan Pads



A product formulated to eliminate the build-up of bacteria and slime growths in air conditioning and refrigeration condensate drain pans. Combats a wide spectrum of harmful bacteria, including Legionella. All sizes will provide adequate treatment for up to 6 months and the product is EPA-registered for this application.

PART NO	DESCRIPTION	CASE QTY	CASE REQ
4295-34	Pan Pads - Up to 5 Ton - 3/4 oz.	24	Yes
4295-36	Pan Pads - Up to 5 Ton (Slim)	24	Yes
4296-24	Pan Pads - Up to 15 Ton - 2-1/8 oz.	12	Yes
4296-45	Pan Pads - 45 Ton	—	—



Pan Treat



Pan-Treat condensate tablets control odors and prevent overflows caused by plugged condensate drain lines. They can also be used in humidifiers. They are very easy to use, as well as safe, non-corrosive, non-toxic and biodegradable.

PART NO	DESCRIPTION	CASE QTY	CASE REQ
4296-60	Pan-Treat - 200 Tablet Jar	12	Yes



Bio-Fresh Fogger



The Bio-Fresh Fogger is made of a one piece, seamless heavy-duty copolymer. It uses a 48 inch flexible hose and it is adjustable from 0-18 ounces per minute with the respective particle size at 20 to 80 microns. It's ideal for fogging Bio-Fresh cd in large areas.

PART NO	DESCRIPTION	CASE QTY	CASE REQ
4693-0	Bio-Fresh Fogger	—	—

LEAK DETECTORS

GAS LEAK DETECTORS (BUBBLE TYPE)



Gas Leak Detector



- Detects small and large leaks from pressurized gas systems (bubble-type leak detector)
- Applies directly to the suspected leak location
- Clings to vertical surfaces and the underside surfaces of pipes and tubes
- Rated for use to 27°F

PART NO	DESCRIPTION	CASE QTY	CASE REQ
PF-B32	Preferred Gas Leak Detector Spray Bottle - 32 oz.	12	Yes



LEAK DETECTORS

GAS LEAK DETECTORS (BUBBLE TYPE)



Fluorescent Leak Detector



- Bubbles are fluorescent under UV
- Detects small and large leaks from pressurized gas systems (bubble-type leak detector)
- Applies directly to the suspected leak location
- Clings to vertical surfaces and the underside surfaces of pipes and tubes
- Rated for use to 0°F

PART NO	DESCRIPTION	CASE QTY	CASE REQ
PF-24	Preferred Fluorescent Leak Detector Bottle - 8 oz.	24	Yes



Fluorescent Gas Leak Detector – Low Temperature



- Bubbles are fluorescent under UV
- Detects small and large leaks from pressurized gas systems (bubble-type leak detector)
- Applies directly to the suspected leak location
- Clings to vertical surfaces and the underside surfaces of pipes and tubes
- Rated for use to 0°F

PART NO	DESCRIPTION	CASE QTY	CASE REQ
85-22032	Gas Leak Detector (Low Temperature) Spray Bottle - 32 oz.	12	Yes
85-22128	Gas Leak Detector (Low Temperature) Bottle - 1 gallon	6	Yes



Fluorescent Gas Leak Detector – Medium Temperature



- Bubbles are fluorescent under UV
- Detects small and large leaks from pressurized gas systems (bubble-type leak detector)
- Applies directly to the suspected leak location
- Clings to vertical surfaces and the underside surfaces of pipes and tubes
- Rated for use to 27°F

PART NO	DESCRIPTION	CASE QTY	CASE REQ
85-23008	Gas Leak Detector (Mid Temperature) Bottle w/Dauber - 8 oz.	24	Yes
85-23032	Gas Leak Detector (Mid Temperature) Spray Bottle - 32 oz.	12	Yes
85-23128	Gas Leak Detector (Mid Temperature) Bottle - 1 gallon	6	Yes



Cal-Blue Plus Gas Leak Detector



Cal-Blue Plus is a complete gas leak detector. Not only does it detect the smallest leak, it also provides other significant features and benefits:

- High viscosity formula enables it to remain in contact with the applied surface for an extended period of time
- Non-corrosive to metal
- Will not affect ultraviolet or “black lights”
- Freeze-protected to 5°F
- Safe for use on most gases, including oxygen

PART NO	DESCRIPTION	CASE QTY	CASE REQ
4182-53	Cal-Blue Plus Gas Leak Detector Bottle w/Dauber - 6 oz.	24	Yes
4182-24	Cal-Blue Plus Gas Leak Detector Spray Bottle - 1 quart	12	Yes
4182-08	Cal-Blue Plus Gas Leak Detector - 1 gallon	4	Yes



Cal-Blue LT Gas Leak Detector



The same high quality formulation as regular Cal-Blue Plus, but having added freeze protection to -20°F. It is the ideal detector for those geographical areas that experience very cold temperatures.

PART NO	DESCRIPTION	CASE QTY	CASE REQ
4183-24	Cal-Blue LT Gas Leak Detector Spray Bottle - 1 quart	6	Yes



LEAK DETECTORS

GAS LEAK DETECTORS (BUBBLE TYPE)



Gas Leak Detector



A high viscosity liquid that forms bubbles when daubed on a gas leak. Non-corrosive, non-staining, harmless to skin. Detects any type of gas leak such as air, compressed air, CO2, nitrogen, natural gas and refrigerant gases. Freeze-protection to -20°F. Six ounce plastic bottles have dauber in cap. USDA Accepted.

PART NO	DESCRIPTION	CASE QTY	CASE REQ
4180-53	Gas Leak Detector Bottle w/Dauber - 6 oz.	24	Yes



Fluorescent Gas Leak Detector



A fluorescent formulation that provides improved visibility and long lasting bubbles. It is non-corrosive to metals and is freeze protected to 5°F. Suitable for high and low temperature applications. Can be used for most refrigerants, natural gas and oxygen systems. USDA Accepted.

PART NO	DESCRIPTION	CASE QTY	CASE REQ
4184-08	Gas Leak Detector - Fluorescent - 1 gallon	4	Yes
4184-24	Gas Leak Detector - Fluorescent Spray Bottle - 1 quart	12	Yes

REFRIGERANT FLUORESCENT LEAK DETECTOR DYE & INJECTION TOOLS



Fluorescent Refrigerant Dye



- Injects directly into the refrigerant to assist in leak detection
- Glows in response to UV
- Meets or exceeds SAE J2297

PART NO	DESCRIPTION	CASE QTY	CASE REQ
53625	Fluorescent Refrigerant Dye (All Refrigerants/All Oils) - 2 oz.	6	Yes
92708	Fluorescent Refrigerant Dye (All Refrigerants/POE Oil) - 8 oz.	—	—



Cartridge Type Fluorescent Refrigerant Dye



PART NO	DESCRIPTION	CASE QTY	CASE REQ
53825-4	Dye Injector Cartridges - 2 oz. (Pack of 4)	—	—



Injection Tool – Fluorescent Refrigerant Dye



- Refillable injector for fluorescent refrigerant dyes
- Includes one coupler for use with automotive AC and one coupler for HVAC
- Includes one 2 oz. bottle of dye

PART NO	DESCRIPTION	CASE QTY	CASE REQ
53123	Refrigerant Dye Injector - Refillable (w/2 oz. Concentrated Dye)	—	—



Injection Tool – Cartridge Type Fluorescent Refrigerant Dye



- Refillable injector for fluorescent refrigerant dyes
- Includes one coupler for use with automotive AC and one coupler for HVAC
- Includes one 2 oz. cartridge of dye

PART NO	DESCRIPTION	CASE QTY	CASE REQ
53223	Refrigerant Dye Injector - Cartridge Type	—	—



Injection Tool – QT2510 QwikInjector



- Refillable injector for liquid additives; suitable for oils, dyes and acid treatment
- Durable aluminum tool; for use with all refrigerants; maximum working pressure of 500 psig
- Includes one 0.5 oz. bottle of QwikShot Oil/Acid treatment

PART NO	DESCRIPTION	CASE QTY	CASE REQ
QT2510	Qwikinjector (Includes One QwikShot Application)	—	—



REFRIGERATION OILS



Preferred Vacuum Pump Oil



- Highly demulsifiable; separates from water in 25 minutes at 180°F
- Loosens dirt and sludge and cleans pump
- Combination of additives makes for true anti-wear lubricant and lengthens pump life
- Anti-rust ingredient protects internal parts
- Convenient flip-top on quart bottle
- Filtered to 1 micron for high purity

PART NO	DESCRIPTION	CASE QTY	CASE REQ
PF-2600	Preferred Vacuum Pump Oil - 1 quart	12	Yes



Nu-Calgon Mineral Refrigeration Oil – C-3Ss



For use in compressors using CFC and HCFC refrigerants where a mineral oil is specified

- Good thermal stability
- Good low and high temperature performance

PART NO	DESCRIPTION	CASE QTY	CASE REQ
4303-07	Mineral Refrigeration Oil - C-3s 150 SUS - 1 gallon	6	Yes



Nu-Calgon Alkybenzene Refrigeration Oil – Zerol



A high quality synthetic product for use in compressors using CFC and HCFC refrigerants where a mineral or alkybenzene oil is specified

- Excellent miscibility with refrigerant and other types of oils
- Excellent thermal stability
- Excellent low and high temperature performance
- Excellent clean-up/flushing oil
- Suitable for topping-off existing installations previously using mineral oil

PART NO	DESCRIPTION	CASE QTY	CASE REQ
4308-07	Alkybenzene Refrigeration Oil - Zerol 200 SUS - 1 gallon	6	Yes
4310-07	Alkybenzene Refrigeration Oil - Zerol 150 SUS - 1 gallon	6	Yes



Nu-Calgon POE Refrigeration Oil – Uniqema Emkarate RL



Designed specifically for use with HFC, but fully compatible with both HCFC and HFC refrigerants

- Excellent miscibility with refrigerant and other types of oils
- Exceptional thermal and chemical stability
- Compatible with a wide range of elastomers and polymeric materials
- Long lubricant life
- Excellent choice for retrofitting existing equipment
- Suitable for topping-off existing installations previously using mineral oil or alkybenzene

PART NO	DESCRIPTION	CASE QTY	CASE REQ
4314-66	POE Refrigeration Oil - Uniqema RL32-3MAF 150 SUS - 1 gallon	4	Yes
4316-46	POE Refrigeration Oil - Uniqema RL68H 300 SUS - 1 gallon	4	Yes



Nu-Calgon Cal-Vac Vacuum Pump Oil



Cal-Vac Vacuum Pump Oil is a quality, high-grade lubricant that performs at the deepest vacuum. It has a very low vapor pressure and it has excellent lubricity for complete surface protection. In addition, its broad package line guarantees the right package size for all levels of service activity from performing an occasional evacuation to conducting several every day.

PART NO	DESCRIPTION	CASE QTY	CASE REQ
4383-24	Cal-Vac Vacuum Pump Oil - 1 quart	12	Yes
4383-34	Cal-Vac Vacuum Pump Oil - 1 pint	12	—



REFRIGERATION ADDITIVES



85-17004 Thawzone Liquid Dehydrant

Thawzone seeks out moisture and chemically bonds to it, minimizing formation of acid in the system.

- Promotes the return of oil in low temperature situations
- Add 1/8 oz. for every 1 lb. of refrigerant in the system
- For use with CFC, HCFC, and HFC refrigerants and all common refrigerant oils (mineral, alkylbenzene and POE)



PART NO	DESCRIPTION	CASE QTY	CASE REQ
85-17004	Thawzone Liquid Dehydrant - 4 oz.	12	Yes



A/C Re-New Lubricant

When introduced to an air conditioning or refrigeration system, A/C Re-New enhances the lubricity and thermal properties of the refrigeration oil.

- Improves heat transfer in the evaporator and condenser by improving oil return
- Reduces energy consumption
- Pressurized container designed for R-22 systems; one can treats systems up to 5 tons (use multiple cans for larger systems)
- For use with CFC, HCFC and HFC refrigerants and all common refrigerant oils (mineral, alkylbenzene and POE)



PART NO	DESCRIPTION	CASE QTY	CASE REQ
4057-55	A/C Re-New (4 oz. Can)	6	Yes
4057-52	A/C Re-New 2-in-1 Display Pack	6	Yes
4057-50	A/C Re-New (6 oz. Can)	6	Yes



A/C Re-New Lubricant

A/C EasySeal is designed to prevent as well as repair leaks anywhere in the system, including condensers, evaporators, copper lines, and soldered joints. It is easily injected into the system, traveling with the refrigerant, searching for leaks. It will react with moisture and air that are naturally present at a leak, forming a secure seal. A/C EasySeal is compatible with the refrigerant, oil and all system materials and it will not react until it comes into contact with the air and moisture at the leak, forming a seal.



PART NO	DESCRIPTION	CASE QTY	CASE REQ
4050-01	A/C Easy Seal - SS (Up to 1-1/1 tons)	—	—
4050-02	A/C EasySeal (Display Two-pack with Piercing Valve & Hose)	—	—
4050-06	A/C EasySeal (1-1/2 to 5 tons)	6	Yes



A/C Easy Dry

A/C EasyDry contains a dehydrating agent that converts system moisture into a natural organic material that is compatible with and mixes with the lubricant. The 3 oz. aerosol can is sufficient to treat systems up to 5 tons.

- Eliminates moisture in residential and commercial systems
- Treats up to 5 ton systems
- Compatible with all oils and refrigerants
- Prevents acid from forming



PART NO	DESCRIPTION	CASE QTY	CASE REQ
4051-06	A/C EasyDry (Up to 5 tons)	6	Yes



REFRIGERATION ADDITIVES



Rx11-flush



Rx11-flush is an ozone-safe solvent engineered specifically for flushing refrigeration and air conditioning systems and line sets. It is strong enough to rinse away particulate, sludge, carbon residues, acids, oils and water after burnouts or for regular maintenance. It is ideal for flushing line sets on R-410A conversions. Rx11-flush works fast and is easy to use.

PART NO	DESCRIPTION	DIRECT SHIP	CASE QTY	CASE REQ
4300-08	Rx11-flush Starter Kit (1 lb. Can, Gun, Hose & Injection Tool)	—	3	Yes
4300-09	Rx11-flush - 1 lb.	Yes	6	Yes
4300-10	Rx11-flush Start-Up Pak (Two 2 lb. Cans & Injection Tool)	Yes	1	—
4300-11	Rx11-flush - 2 lbs.	Yes	4	Yes
4300-15	Rx11-flush - 13 lbs.	Yes	—	—
4300-30	Rx11-flush Non-Pressurized Liquid (19.5 oz. Can)	—	—	—



Injection Tool for A/C Re-New and Rx11-flush



Injection Tool – reusable.

PART NO	DESCRIPTION
4300-89	Injection Tool - A/C Re-New and Rx11-flush



Flushing Tool for Rx11-flush



Flusing Tool – reusable.

PART NO	DESCRIPTION
4300-50	Flushing Tool - Rx11-flush



A/C Re-New Injector Tool



PART NO	DESCRIPTION
4057-99	A/C Re-New Injector Tool



Rx11 Flush Gun



PART NO	DESCRIPTION
4300-51	Rx11 Flush Gun



Rx11 Flush Hose



PART NO	DESCRIPTION
4300-52	Rx11 Flush Hose



Piercing Valve & Hose for A/C EasySeal & A/C EasyDry



PART NO	DESCRIPTION
4051-99	Piercing Valve & Hose for A/C EasySeal & A/C EasyDry



REFRIGERATION ADDITIVES

A/C LEAK FREEZE



A/C Leak Freeze

- Permanently seals leaks in air conditioning and refrigeration systems
- Will continue to seal additional Leaks for up to one year that meet testing specifications
- Does not contain polymers
- Not activated by moisture or oxygen
- Tested to be non-clogging to compressors and recovery unit
- Ideal for preventive maintenance and leak protection

PART NO	DESCRIPTION
00280	A/C Leak Freeze (1.5 oz cartridge) - Boxed
00284	A/C Leak Freeze (1.5 oz cartridge) - Clamshell w/Adapter



A/C Leak Freeze with Magic Frost

In addition to the benefits of A/C Leak Freeze, the Magic Frost additive offers the following:

- Extends compressor life and reduces noise
- Improves A/C system lubrication and reduces friction
- Cleans and revitalizes the A/C system
- Reduces energy consumption
- Enhances the performance of older A/C systems

PART NO	DESCRIPTION
00282	A/C Leak Freeze w/Magic Frost (1.5 oz cartridge) - Boxed
00286	A/C Leak Freeze w/Magic Frost (1.5 oz cartridge) - Clamshell w/Adapter



Adapters for A/C Leak Freeze

PART NO	DESCRIPTION
00290	Adaptor for A/C Leak Freeze (5/16 in.)
00292	Adaptor for A/C Leak Freeze (1/4 in.)

ACID TEST KITS & TREATMENTS



85-16001 Acid Test Kit



- For use with all common types of refrigerant oils (mineral, alkylbenzene, POE)
- Four complete tests in each kit
- Simply add oil, shake, and compare to test chart
- Biodegradable
- Non-toxic
- Non-flammable

PART NO	DESCRIPTION	CASE QTY	CASE REQ
85-16001	Acid Test Kit	12	Yes



85-16001 Acid Test Kit



- For use with mineral and alkylbenzene lubricants (not for use with POE oil)
- One test per kit
- Easy to use, no complicated charts, results in seconds
- Simply add oil, shake, and observe color change (turns yellow if acidic)

PART NO	DESCRIPTION	CASE QTY	CASE REQ
85-25140-01	Acid Test Kit	12	Yes



ACID TEST KITS & TREATMENTS



QT2000 QwikCheck Acid Test Kit



- For use with all common types of refrigerant oils (mineral, alkylbenzene, POE)
- One test per kit
- Insert into the valve core while system is operating to allow vapor to flow through the kit; after two seconds kit is removed, color change on test paper indicates acid level
- Unique patented disposable design

PART NO	DESCRIPTION	CASE QTY	CASE REQ
QT2000	QwikCheck Acid Test Kit	—	—



QT2500 QwikShot Refrigeration Oil/Acid Treatment



Neutralization acid treatment leaves residue of some kind and residues can cause problems. QwikShot Acid Flush was developed to solve the problem of treating acid without leaving disruptive residues. Instead of neutralizing, QwikShot Acid Flush quickly flushes any harmful acids into the filter-drier of an operating system. For use with all common refrigerants and oils (mineral, alkylbenzene and POE).

PART NO	DESCRIPTION	CASE QTY	CASE REQ
QT2500	QwikShot Acid Treatment (Four 0.5 oz. Bottles)	4	Yes



85-18004 Acid Neutralizer



Neutralizes acid in refrigeration, air conditioning systems; use after burnouts or during normal on-going system maintenance. Normal dosage rate is 1 fluid ounce per gallon of compressor oil (2.6 fluid ounces per gallon for high acid). For use with all common refrigerants and oils (mineral, alkylbenzene and POE).

PART NO	DESCRIPTION	CASE QTY	CASE REQ
85-18004	Acid Neutralizer - 4 oz.	12	Yes



Phase III Acid Test Kit



A disposable test kit that provides proof-positive that acid level in refrigeration oil is safe or unsafe. Phase separation makes it easy to see change in color of acid indicator (even if a leak detection dye has been added to the oil). With just two bottles to work with, it is a simple, safe, accurate and small enough so you can carry several in your tool box.

- For use with all common types of refrigerant oils (mineral, alkylbenzene and POE)
- One test per kit

PART NO	DESCRIPTION	DIRECT SHIP	CASE QTY	CASE REQ
4320-W8	Acid Test Kit - Phase III	Yes	12	Yes



Rx-Acid Neutralizer/Scavenger



The most effective way to neutralize or “scavenge” acid in refrigeration, air conditioning systems; use after burnouts or during normal on-going system maintenance. Normal dosage rate is 2 fluid ounces for every one gallon of system oil, 50% less than other acid neutralizing products. This “low treat” feature means far less material has to be added to the system. In addition, the Rx-Acid Scavenger can be used with all lubricants; mineral, alkylbenzene and polyolester. This means only one product in the tool box or on the truck.

PART NO	DESCRIPTION	CASE QTY	CASE REQ
4301-02	RX-Acid Scavenger - 2 oz.	6	Yes



INSECT & PEST SPRAYS



Ant & Insect Killer

- Contains the synthetic pyrethroid Permanone®; an aqueous stable microemulsion
- Controls ants, cockroaches, lice, and garden insects for up to four weeks
- For use on inanimate objects or on dogs or livestock and their premises; not for use on humans

PART NO	DESCRIPTION	CASE QTY	CASE REQ
85-RA593	Ant & Insect Killer Aerosol - 17 oz.	12	Yes



Wasp & Hornet Spray



- Fast acting; kills wasps, bees, and hornets on contact
- 20-foot stream provides a safe point of attack
- Dielectric strength of 32,000 volts

PART NO	DESCRIPTION	CASE QTY	CASE REQ
85-200	Wasp & Hornet Aerosol - 14 oz.	12	Yes



Nu-Kill II Wasp & Hornet Spray



A “quick-kill” spray formulation based upon a synergistic formulation of both tetramethrin and permethrin. It instantly and effectively kills wasps, hornets and yellow jackets, from distances of up to 20 feet. Kills with residual action as wasps & hornets return to their nest. The formula is safe in and around electrical equipment, having a dielectric strength of 47,000 volts.

PART NO	DESCRIPTION	DIRECT SHIP	CASE QTY	CASE REQ
4292-75	Nu-Kill II Aerosol - 14 oz.	Yes	6	Yes

MISCELLANEOUS CHEMICALS & SPECIALTY PRODUCTS



Nu-Calgon Pan Spray



Pan Spray is a quick and easy-to-use product for sealing all kinds of leaks. Whether it is a condensate pan cooling tower, swamp cooler, plumbing and pipe fixtures roofing, flashing, downspout or gutter, Pan-Spray is the answer. Pan Spray dispenses a waterproof and rubberized coating that won't chip, crack, flake or peel, and it is ideal for sealing out rust and corrosion. One 16 oz can will cover up to 20 square feet and can be applied when the surface is wet. Pan-Spray is the perfect solution for emergency and permanent repairs.

- Quick and economical answer to repair troublesome leaks
- Adheres to metal & most plastic surfaces
- Suitable for use on hot and cold surfaces (-10 to 250°F)
- Can be applied in moist conditions
- Stays flexible and won't freeze or sag
- Dries in about 20-30 minutes
- Simple to use, just spray it on
- Long lasting protection
- Contains no CFC's

PART NO	DESCRIPTION	DIRECT SHIP	CASE QTY	CASE REQ
4296-50	Pan Spray Aerosol (White) - 16 oz.	Yes	6	Yes
4296-51	Pan Spray Aerosol (Black) - 16 oz.	Yes	6	Yes



Cal-Shield



Cal-Shield is a synergistic liquid formulation based upon DuPont's Teflon® fluoroadditives. It is specifically designed for application on air-cooled condensers, evaporator coils and other finned heating and cooling coils where it forms a micro-thin or molecular film of Teflon. Once applied, Cal-Shield will shield and protect the coil from adverse conditions within the operating environment.

PART NO	DESCRIPTION	CASE QTY	CASE REQ
4148-08	Cal-Shield Bottle - 1 gallon	4	Yes
4148-32	Cal-Shield Spray Bottle - 1 quart	6	Yes

CHEMICALS & OILS



MISCELLANEOUS CHEMICALS & SPECIALTY PRODUCTS



Freez-Kontr'I



A complete heat transfer fluid and anti-freeze based upon non-toxic propylene glycol. It is formulated to provide corrosion protection and freeze protection for chilled water, hydronic and other closed systems. Safe to use where contact with potable water is possible.

PART NO	DESCRIPTION	CASE QTY	CASE REQ
4188-07	Freez-Kontr'I Bottle - 1 gallon	—	—
4188-05	Freez-Kontr'I Bucket - 5 gallon	—	—

CLEANERS, DEGREASERS & DESCALERS



Preferred High Pressure Solvent Cleaner



An easy to use high velocity aerosol. Blasting action and powerful solvents loosens and removes grease and grime. Excellent for cleaning refrigeration condensers, electric equipment, and motors.

- Evaporates quickly and leaves no film
- Ideal for use where water cleanup is difficult
- Non-flammable
- Non-conductive; dielectric strength of 32,000 volts

PART NO	DESCRIPTION	CASE QTY	CASE REQ
PF-4101	Preferred High Pressure Solvent Cleaner Aerosol - 18 oz..	12	Yes



Preferred Nickel Safe Ice Machine Cleaner



- Removes slime and scale build-up and restores efficiency of ice machines
- Fast acting, non-foaming
- Nickel and stainless steel safe; meets Manitowoc spec. GES-6 for ice machine cleaner
- All food-grade ingredients

PART NO	DESCRIPTION	CASE QTY	CASE REQ
PF-316	Preferred Ice Machine Cleaner Bottle - 16 oz..	12	Yes



Nu Line Condensate Drain Line Build-up Remover



Penetrates the slime to coat the walls of the drain line helping the slime to break up, detach from the drain and slide out. It leaves a coating on the walls of the pipe to help prevent new slime from attaching to it for up to three months. Biodegradable and non-corrosive; will not harm metal drain pans.

PART NO	DESCRIPTION	CASE QTY	CASE REQ
85-NL1-8	Nu Line Condensate Drain Line Build-up Remover - 8 oz.	24	Yes
85-NL2-32	Nu Line Condensate Drain Line Build-up Remover - 32 oz.	12	Yes



Electrical Contact Cleaner



Electrical Contact Cleaner cleans, lubricates, and protects electrical contacts. Instant solvent and cleaning action quickly removes greases, dust, and oxidation. Gives new life to high-precision instruments and components; restores and maintains precision and efficiency. Cleans and penetrates surface pores, protects against corrosion. Contains no fluorocarbons (CFC's)

PART NO	DESCRIPTION	CASE QTY	CASE REQ
4082-03	Electrical Contact Cleaner Aerosol - 16 oz.	6	Yes



Degreasing Solvent ef



A degreasing solvent that is ozone-safe and "environmentally friendly". It is a volatile solvent that provides effective degreasing and cleaning as well as controlled drying with absolutely no residue. It has a dielectric strength in excess of 26,000 volts.

PART NO	DESCRIPTION	CASE QTY	CASE REQ
4083-75	Degreasing Solvent ef Aerosol - 17 oz.	6	Yes



CLEANERS, DEGREASERS & DESCALERS



Degreasing Solvent LV



This highly concentrated solvent blend provides maximum cleaning performance without the use of ozone depleters or chlorinated solvents. Powerful blasting spray easily removes grease, oily dirt and contaminants on air condition and refrigeration compressors, tools and parts. Excellent metal parts cleaner, and its formulation meets or exceeds the 1/1//97 VOC requirements for California.

PART NO	DESCRIPTION	DIRECT SHIP	CASE QTY	CASE REQ
4083-83	Degreasing Solvent LV Aerosol - 14 oz.	Yes	6	Yes



Liquid Scale Dissolver



A hydrochloric (muriatic) acid formulated to remove calcium scales from cooling towers and other water-cooled equipment. It contains low foaming corrosion inhibitors and a built-in pH color indicator. pH test paper is also included. USDA Accepted.

PART NO	DESCRIPTION	DIRECT SHIP	CASE QTY	CASE REQ
4330-08	Scale Dissolver Bottle - 1 gallon	Yes	4	Yes
4330-05	Scale Dissolver Jug - 5 gallon	Yes	1	—



Calci-Solve



Remove scale from lines and clear clogged drains easily and effectively with Calci-Solve. The product includes a special inhibitor that coats the inside of the pipes with a protective film, allowing the acid in Calci-Solve to quickly dissolve calcium, magnesium, sodium, lime, rust and other such elements without harming pipes.

PART NO	DESCRIPTION	DIRECT SHIP	CASE QTY	CASE REQ
4134-24	Calci-Solve Bottle - 1 quart	Yes	12	Yes
4134-08	Calci-Solve Bottle - 1 gallon	Yes	4	Yes



Nickel Safe Ice Machine Cleaner



The original Nickel-Safe Ice Machine Cleaner. It is a food-grade product for removing scale deposits from ice machines having nickel-plated or tin-plated evaporators, and it is acceptable for use in all ice machines using nickel. It mixes to form a green solution which makes rinsing easier. USDA Accepted.

PART NO	DESCRIPTION	CASE QTY	CASE REQ
4287-08	Nickel Safe Ice Machine Cleaner - 1 gallon	4	Yes
4287-34	Nickel Safe Ice Machine Cleaner Bottle - 16 oz.	24	Yes



Liquid Ice Machine Cleaner



Liquid Ice Machine Cleaner is a food-grade phosphoric acid that is fast acting yet safe to use. It has been formulated to remove scale deposits from ice machines and coffee urns, and does not give off any harsh fumes or contain chlorine or chlorides that would attack stainless steel. USDA Accepted.

PART NO	DESCRIPTION	DIRECT SHIP	CASE QTY	CASE REQ
4207-47	Liquid Ice Machine Cleaner Bottle - 8 oz.	Yes	12	Yes



Acid Pump



Compact submersible pump designed for circulating strong acids and cleaning solutions. All parts are constructed of acid resistant materials. The accessory hose kit includes two 1/2 inch tubing adapters, two 10 foot sections of 1/2 inch clear plastic tubing, and three hose clamps.

PART NO	DESCRIPTION
4603-0	No. 31-TX1 Acid Pump
4604-0	HK-31 Hose Kit



CLEANERS, DEGREASERS & DESCALERS



Qwik608 EPA Course



The United States Environmental Protection Agency (EPA) has required that all persons handling refrigerants should be certified. EPA-Approved Section 608 certification is needed to service building air conditioning and refrigeration systems. Additionally, with 608 certification, you can purchase any refrigerant in containers greater than 20 pounds.

The individually boxed course includes a 236 page, full color, fully illustrated study manual, a concise study guide, a two-hour video DVD, a CD-ROM study guide which includes over 400 practice questions, and a one hour audio CD.

- Four types of certification are available with Qwik608:
 - Type I Certification - Can only work on Small Appliances (5 lbs or less of refrigerant)
 - Type II Certification - Can only work on Medium, High and Very-High Pressure Appliances
 - Type III Certification - Can only work on Low-Pressure Appliances
 - Universal Certification - Someone who possesses Type I, Type II and Type III Certifications
- EPA approved test for Type I, II, III and Universal
- Course material is presented quickly and easily
- No waiting for a class to form
- Test results are available online at www.epatest.com
- Exams are processed within two business days upon receipt
- Available in English or Spanish
- Toll free phone customer support

PART NO	DESCRIPTION
QT3000	Qwik608 EPA Course DVD
QT3004	Qwik608 EPA Course DVD - Spanish
QT3001	Qwik608 EPA Test
QT3002	Qwik608 EPA Test - Spanish



TOOLS & INSTRUMENTS

- Brazing, Soldering & Welding Equipment**
- Vacuum Pumps & Gauges**
- Refrigerant Recovery Systems**
- Charging Scales**
- Refrigerant Service Manifolds, Gauges & Hoses**
- HVAC Instruments, Meters & Detectors**
- Valve Core & Superheat Measurement Tools**
- Temperature Measurement Tools**
- Inspection Scopes & Mirrors**
- Fin Tools**
- Wrenches, Pliers, Screwdrivers & Hand Tools**
- Wire Strippers, Crimpers & Cutting Tools**
- Snips**
- Sheet Metal Tools**
- Duct Tools**
- Flaring & Swaging Tools**
- Tube Benders & Cutters**
- Saws, Knives & Blades**
- Plastic Pipe Cutters – PVC, PEX**
- Levels**
- Tape Measures**
- Caulking Guns**
- Flashlights**
- Tool Bags & Carriers**
- Sprayers**
- CoilJet Portable Coil Cleaner**
- BucketVac Job Site Vacuum**



BRAZING, SOLDERING & WELDING EQUIPMENT

OUTFITS

Welding/Brazing Outfits



PART NO	VENDOR PART NO	HANDLE	CUTTING ATTACH	CUTTING TIP	BRAZING TIP/NOZZLE	TANK KEY	CARRYING STAND	OXYGEN CYL	FUEL CYL	OXYGEN REG	FUEL REG	HOSE	GOGGLES	ACETYL CK VALVE	OXYGEN CK VALVE	STRIKER
87-K23	K23	87-71	—	—	87-TYPE17#0 87-TYPE17#2	Yes	—	—	—	87-RO	87-RMC2	87-H32A	Yes	—	—	87-FL34
87-K23C	K23C	87-71	—	—	87-TYPE17#0 87-TYPE17#2	Yes	87-500S	—	—	87-RO	87-RMC2	87-H32A	Yes	—	—	87-FL34
87-K23P	K23P	87-71	—	—	87-TYPE17#0 87-TYPE17#2	Yes	87-511	—	—	87-RO	87-RMC2	87-H32A	Yes	—	—	87-FL34

Welding/Brazing Outfit – Cap n Hook



PART NO	VENDOR PART NO	HANDLE	CUTTING ATTACH	CUTTING TIP	BRAZING TIP/NOZZLE	TANK KEY	CARRYING STAND	OXYGEN CYL	FUEL CYL	OXYGEN REG	FUEL REG	HOSE	GOGGLES	ACETYL CK VALVE	OXYGEN CK VALVE	STRIKER
87-K22C	K22C	87-71	—	—	87-TYPE#2	Yes	87-500S	—	—	87-RO	87-RMC2	87-H32A	Yes	—	—	87-FL3

Welding/Brazing/Cutting Outfits



PART NO	VENDOR PART NO	HANDLE	CUTTING ATTACH	CUTTING TIP	BRAZING TIP/NOZZLE	TANK KEY	CARRYING STAND	OXYGEN CYL	FUEL CYL	OXYGEN REG	FUEL REG	HOSE	GOGGLES	ACETYL CK VALVE	OXYGEN CK VALVE	STRIKER
87-KL71-4	KL71-4	87-71	Yes	Yes	87-TYPE17#0 87-TYPE17#1, 87-TYPE17#2	Yes	—	—	—	87-RO	87-RMC2	87-H32A	Yes	—	—	87-FL34
87-KLC100P	KLC100P	87-71	Yes	Yes	87-TYPE17#0 87-TYPE17#2	Yes	87-511	—	—	Yes	Yes	87-H32A	Yes	—	—	87-FL34



BRAZING, SOLDERING & WELDING EQUIPMENT

OUTFITS

Welding/Brazing/Cutting Outfits



PART NO	VENDOR PART NO	HANDLE	CUTTING ATTACH	CUTTING TIP	BRAZING TIP/NOZZLE	TANK KEY	CARRYING STAND	OXYGEN CYL	FUEL CYL	OXYGEN REG	FUEL REG	HOSE	GOGGLES	ACETYL CK VALVE	OXYGEN CK VALVE	STRIKER
0386-1320	CST-P	Yes	—	—	0387-0040 0387-0042	—	Yes (MC & R)	—	—	Yes	Yes	0386-1094	Yes	Yes	Yes	Yes
0386-1321	CST-PT	Yes	—	—	0387-0040 0387-0042	Yes	Yes (MC & R)	Type R	Type MC	Yes	Yes	0386-1094	Yes	Yes	Yes	Yes
0386-1322	CST-CP	Yes	Yes	Yes	0387-0040 0387-0042	—	Yes	—	—	Yes	Yes	0386-1094	Yes	Yes	Yes	Yes
0386-1323	CST-CPT	Yes	Yes	Yes	0387-0040 0387-0042	Yes	Yes (MC & R)	Type R	Type MC	Yes	Yes	0386-1094	Yes	Yes	Yes	Yes
0386-1324	CST-CM	Yes	Yes	Yes	0387-0040 0387-0042	—	Yes (MC & R)	—	—	Yes	Yes	0386-1094	Yes	Yes	Yes	Yes
0386-1325	CST-150C	Yes	Yes	Yes	0387-0040 0387-0042	—	—	—	—	Yes	Yes	0386-1094	Yes	Yes	Yes	Yes
0386-1326	CST-150	Yes	Yes	Yes	0387-0040 0387-0042	—	—	—	—	Yes	Yes	0386-1094	Yes	Yes	Yes	Yes

TORCH KITS

87-89600 (89600) Air/Acetylene Torch Kit



PART NO	VENDOR PART NO	AIR/ACETYLENE SOFT SOLDER COPPER TUBE SIZE (IN)	AIR/ACETYLENE SILVER BRAZE COPPER TUBE SIZE (IN)	HANDLE	HOSE	REGULATOR	INCLUDES TIP	TANK CONNECTION
87-89600	89600	3	1-5/8	87-TH6	87-H12	87-RB	87-A-3	RB

0386-0335 (X-3B) Air/Acetylene Torch Kit



PART NO	VENDOR PART NO	AIR/ACETYLENE SOFT SOLDER COPPER TUBE SIZE (IN)	AIR/ACETYLENE SILVER BRAZE COPPER TUBE SIZE (IN)	HANDLE	HOSE	REGULATOR	INCLUDES TIP	TANK CONNECTION
0386-0335	X-3B	3	1-5/8	0386-0308	0386-1090	0386-0725	0386-0101	B

0386-0336 (X-4B) Air/Acetylene Torch Kit



PART NO	VENDOR PART NO	AIR/ACETYLENE SOFT SOLDER COPPER TUBE SIZE (IN)	AIR/ACETYLENE SILVER BRAZE COPPER TUBE SIZE (IN)	HANDLE	HOSE	REGULATOR	INCLUDES TIP	TANK CONNECTION
0386-0336	X-4B	3-1/2	2	0386-0308	0386-1090	0386-0725	0386-0102	B

TOOLS & INSTRUMENTS



BRAZING, SOLDERING & WELDING EQUIPMENT

TORCH KITS



0386-0338 (X-5B) Air/Acetylene Torch Kit



PART NO	VENDOR PART NO	AIR/ACETYLENE SOFT SOLDER COPPER TUBE SIZE (IN)	AIR/ACETYLENE SILVER BRAZE COPPER TUBE SIZE (IN)	HANDLE	HOSE	REGULATOR	INCLUDES TIP	TANK CONNECTION
0386-0338	X-5B	1-1/2	3/4	0386-0308	0386-1090	0386-0725	0386-0102	B



0386-0339 (X-6MC) Air/Acetylene Torch Kit



PART NO	VENDOR PART NO	AIR/ACETYLENE SOFT SOLDER COPPER TUBE SIZE (IN)	AIR/ACETYLENE SILVER BRAZE COPPER TUBE SIZE (IN)	HANDLE	HOSE	REGULATOR	INCLUDES TIP	TANK CONNECTION
0386-0339	X-6MC	2	1	0386-0308	0386-1090	0386-0726	0386-0101	MC



0386-0832 (PL-5ADLX-MC) Air/Acetylene Torch Kit – Self-Igniting



PART NO	VENDOR PART NO	AIR/ACETYLENE SOFT SOLDER COPPER TUBE SIZE (IN)	AIR/ACETYLENE SILVER BRAZE COPPER TUBE SIZE (IN)	HANDLE	HOSE	REGULATOR	INCLUDES TIP	TANK CONNECTION
0386-0832	PL-5ADLX-MC	1-1/2	3/4	0386-0308	0386-1090	0386-0726	Self-Igniting 3/16 in.	MC



0386-0833 (PL-5ADLX-B) Air/Acetylene Torch Kit – Self-Igniting



PART NO	VENDOR PART NO	AIR/ACETYLENE SOFT SOLDER COPPER TUBE SIZE (IN)	AIR/ACETYLENE SILVER BRAZE COPPER TUBE SIZE (IN)	HANDLE	HOSE	REGULATOR	INCLUDES TIP	TANK CONNECTION
0386-0833	PL-5ADLX-B	1-1/2	3/4	0386-0308	0386-1090	0386-0725	Self-Igniting 3/16 in.	B



0386-0834 (PL-8ADLX-MC) Air/Acetylene Torch Kit – Self-Igniting



PART NO	VENDOR PART NO	AIR/ACETYLENE SOFT SOLDER COPPER TUBE SIZE (IN)	AIR/ACETYLENE SILVER BRAZE COPPER TUBE SIZE (IN)	HANDLE	HOSE	REGULATOR	INCLUDES TIP	TANK CONNECTION
0386-0834	PL-8ADLX-MC	2	1	0386-0308	0386-1090	0386-0726	Self-Igniting 5/16 in.	MC



0386-0835 (PL-8ADLX-B) Air/Acetylene Torch Kit – Self-Igniting



PART NO	VENDOR PART NO	AIR/ACETYLENE SOFT SOLDER COPPER TUBE SIZE (IN)	AIR/ACETYLENE SILVER BRAZE COPPER TUBE SIZE (IN)	HANDLE	HOSE	REGULATOR	INCLUDES TIP	TANK CONNECTION
0386-0835	PL-8ADLX-B	2	1	0386-0308	0386-1090	0386-0725	Self-Igniting 5/16 in.	B



BRAZING, SOLDERING & WELDING EQUIPMENT

TORCH KITS



0386-0836 (PL-12ADLX-B) Air/Acetylene Torch Kit – Self-Igniting



PART NO	VENDOR PART NO	AIR/ACETYLENE SOFT SOLDER COPPER TUBE SIZE (IN)	AIR/ACETYLENE SILVER BRAZE COPPER TUBE SIZE (IN)	HANDLE	HOSE	REGULATOR	INCLUDES TIP	TANK CONNECTION
0386-0836	PL-12ADLX-B	3-1/2	2	0386-0308	0386-1090	0386-0725	Self-Igniting 3/8 in.	B



0426-0011 (TDLX2003) Air/Acetylene Torch Kit w/Carrying Stand – Self-Igniting



PART NO	VENDOR PART NO	AIR/ACETYLENE SOFT SOLDER COPPER TUBE SIZE (IN)	AIR/ACETYLENE SILVER BRAZE COPPER TUBE SIZE (IN)	HANDLE	HOSE	REGULATOR	INCLUDES TIP	TANK CONNECTION
0426-0011	TDLX2003	2	1/2 to 1	0386-0308	0386-1090	0386-0726	0386-0103	MC



0386-0574 (TDLX2003B) Air/Acetylene Torch Kit w/Carrying Tote – Self-Igniting



PART NO	VENDOR PART NO	AIR/ACETYLENE SOFT SOLDER COPPER TUBE SIZE (IN)	AIR/ACETYLENE SILVER BRAZE COPPER TUBE SIZE (IN)	HANDLE	HOSE	REGULATOR	INCLUDES TIP	TANK CONNECTION
0386-0574	TDLX2003B	1/4 to 2	1/8 to 1	0386-0308	0386-1090	0386-0725	0386-0101	B

HAND TORCH KITS

Propane/MAPP Hand Torch Kit



PART NO	VENDOR PART NO	PROPANE SOFT SOLDER COPPER TUBE SIZE (IN)	PROPANE SILVER BRAZE COPPER TUBE SIZE (IN)	MAPP SOFT SOLDER COPPER TUBE SIZE (IN)	MAPP SILVER BRAZE COPPER TUBE SIZE (IN)
87-RP3T5	RP3T5	Up to 1	Up to 5/8	Up to 1-1/2	Up to 7/8

Propane/MAPP Hand Torch Kit – Self-Igniting



PART NO	VENDOR PART NO	PROPANE SOFT SOLDER COPPER TUBE SIZE (IN)	PROPANE SILVER BRAZE COPPER TUBE SIZE (IN)	MAPP SOFT SOLDER COPPER TUBE SIZE (IN)	MAPP SILVER BRAZE COPPER TUBE SIZE (IN)
87-RP3T6	RP3T6	Up to 1	Up to 5/8	Up to 1-1/2	Up to 7/8

0386-0403 (STK-9) Propane/MAPP Hand Torch Kit



PART NO	VENDOR PART NO	PROPANE SOFT SOLDER COPPER TUBE SIZE (IN)	PROPANE SILVER BRAZE COPPER TUBE SIZE (IN)	MAPP SOFT SOLDER COPPER TUBE SIZE (IN)	MAPP SILVER BRAZE COPPER TUBE SIZE (IN)	INCLUDES TIP
0386-0403	STK-9	1/4 to 3/8	1/4 to 1	1/4 to 3-1/2	1/4 to 1-3/4	0386-0171



BRAZING, SOLDERING & WELDING EQUIPMENT

HAND TORCH KITS



0386-0575 (STK-31) Propane/MAPP Hand Torch Kit



PART NO	VENDOR PART NO	PROPANE SOFT SOLDER COPPER TUBE SIZE (IN)	PROPANE SILVER BRAZE COPPER TUBE SIZE (IN)	MAPP SOFT SOLDER COPPER TUBE SIZE (IN)	MAPP SILVER BRAZE COPPER TUBE SIZE (IN)	INCLUDES TIP
0386-0575	STK-31	Up to 3	Up to 1	Up to 3-1/2	Up to 1-3/4	0386-0170



0386-1283 (STK-11) Propane/MAPP Hand Torch Kit – Double Tip



PART NO	VENDOR PART NO	PROPANE SOFT SOLDER COPPER TUBE SIZE (IN)	PROPANE SILVER BRAZE COPPER TUBE SIZE (IN)	MAPP SOFT SOLDER COPPER TUBE SIZE (IN)	MAPP SILVER BRAZE COPPER TUBE SIZE (IN)	INCLUDES TIP
0386-1283	STK-11	1 to 4	1/2 to 2	1-1/2 to 2	3/4 to 3	0386-1282



0386-0851 (STK-99) Propane/MAPP Hand Torch Kit – Self-Igniting



PART NO	VENDOR PART NO	PROPANE SOFT SOLDER COPPER TUBE SIZE (IN)	PROPANE SILVER BRAZE COPPER TUBE SIZE (IN)	MAPP SOFT SOLDER COPPER TUBE SIZE (IN)	MAPP SILVER BRAZE COPPER TUBE SIZE (IN)	INCLUDES TIP
0386-0851	STK-99	1/4 to 3	1/4 to 1	1/4 to 3-1/2	1/4 to 1-3/4	0386-0850



0386-1293 (TX504) Propane/MAPP Hand Torch Kit – Self-Igniting



PART NO	VENDOR PART NO	PROPANE SOFT SOLDER COPPER TUBE SIZE (IN)	PROPANE SILVER BRAZE COPPER TUBE SIZE (IN)	MAPP SOFT SOLDER COPPER TUBE SIZE (IN)	MAPP SILVER BRAZE COPPER TUBE SIZE (IN)	INCLUDES TIP
0386-1293	TX504	3/4 to 3	1/4 to 1	3/4 to 4	1/4 to 1-1/4	0386-1296



0386-1297 (TX503) Propane/MAPP Hand Torch Kit – Self-Igniting



PART NO	VENDOR PART NO	PROPANE SOFT SOLDER COPPER TUBE SIZE (IN)	PROPANE SILVER BRAZE COPPER TUBE SIZE (IN)	MAPP SOFT SOLDER COPPER TUBE SIZE (IN)	MAPP SILVER BRAZE COPPER TUBE SIZE (IN)	INCLUDES TIP
0386-1297	TX503	1/8 to 2	1/16 to 3/4	1/8 to 3	1/16 to 1	0386-1298



0386-1299 (TX500) Propane/MAPP Hand Torch Kit – Self-Igniting



PART NO	VENDOR PART NO	PROPANE SOFT SOLDER COPPER TUBE SIZE (IN)	PROPANE SILVER BRAZE COPPER TUBE SIZE (IN)	MAPP SOFT SOLDER COPPER TUBE SIZE (IN)	MAPP SILVER BRAZE COPPER TUBE SIZE (IN)	INCLUDES TIP
0386-1299	TX500	1/8 to 3	1/16 to 1	1/8 to 4	1/16 to 1-1/4	0386-129



BRAZING, SOLDERING & WELDING EQUIPMENT

HAND TORCH KITS



0386-0170 (ST-1) Propane/MAPP Tip



PART NO	VENDOR PART NO	PROPANE SOFT SOLDER COPPER TUBE SIZE (IN)	PROPANE SILVER BRAZE COPPER TUBE SIZE (IN)	MAPP SOFT SOLDER COPPER TUBE SIZE (IN)	MAPP SILVER BRAZE COPPER TUBE SIZE (IN)
0386-0170	ST-1	1/8 to 1/2	1/8 to 3/8	1/8 to 3/4	1/8 to 1/2



0386-0171 (ST-3) Propane/MAPP Tip



PART NO	VENDOR PART NO	PROPANE SOFT SOLDER COPPER TUBE SIZE (IN)	PROPANE SILVER BRAZE COPPER TUBE SIZE (IN)	MAPP SOFT SOLDER COPPER TUBE SIZE (IN)	MAPP SILVER BRAZE COPPER TUBE SIZE (IN)
0386-0171	ST-3	1/4 to 3	1/4 to 1	1/4 to 3-1/2	1/4 to 1-3/4



0386-1282 (ST-11) Propane/MAPP Tip



PART NO	VENDOR PART NO	PROPANE SOFT SOLDER COPPER TUBE SIZE (IN)	PROPANE SILVER BRAZE COPPER TUBE SIZE (IN)	MAPP SOFT SOLDER COPPER TUBE SIZE (IN)	MAPP SILVER BRAZE COPPER TUBE SIZE (IN)
0386-1282	ST-11	1 to 4	1/2 to 2	1-1/2 to 6	3/4 to 3



0386-1296 (T-504) Propane/MAPP Tip



PART NO	VENDOR PART NO	PROPANE SOFT SOLDER COPPER TUBE SIZE (IN)	PROPANE SILVER BRAZE COPPER TUBE SIZE (IN)	MAPP SOFT SOLDER COPPER TUBE SIZE (IN)	MAPP SILVER BRAZE COPPER TUBE SIZE (IN)
0386-1296	T-504	3/4 to 3	1/4 to 1	3/4 to 4	1/4 to 1-1/4



0386-1298 (T-503) Propane/MAPP Tip



PART NO	VENDOR PART NO	PROPANE SOFT SOLDER COPPER TUBE SIZE (IN)	PROPANE SILVER BRAZE COPPER TUBE SIZE (IN)	MAPP SOFT SOLDER COPPER TUBE SIZE (IN)	MAPP SILVER BRAZE COPPER TUBE SIZE (IN)
0386-1298	T503	1/8 to 2	1/16 to 3/4	1/8 to 3	1/16 to 1



Oxy/Acetylene Brazing Nozzles



PART NO	TIP SIZE (IN)	OXY/ACETYL SILVER BRAZE COPPER TUBE SIZE (IN)	USED WITH HANDLE
0387-0040	0	1/4 to 1	0386-0311
0387-0039	00	1/8 to 3/4	0386-0311
0387-0041	1	1/4 to 1-1/4	0386-0311
0387-0042	2	1/2 to 1-1/2	0386-0311
0387-0043	3	3/4 to 1-3/4	0386-0311
0325-0087	4	3/4 to 2	0386-0311

TOOLS & INSTRUMENTS



BRAZING, SOLDERING & WELDING EQUIPMENT

ACETYLENE TIPS



Acetylene Twister Tips



PART NO	VENDOR PART NO	AIR/ACETYLENE SOFT SOLDER COPPER TUBE SIZE (IN)	AIR/ACETYLENE SILVER BRAZE COPPER TUBE SIZE (IN)
87-A-11	A-11	1-1/4 to 3	7/8 to 1-5/8
87-A-3	A-3	Up to 1	Up to 1/2
87-A-5	A-5	3/4 to 1-1/2	1/4 to 3/4
87-A-8	A-8	1 to 2	1/2 to 1



Type17 Weld/Braze Tips



PART NO	VENDOR PART NO	AIR/ACETYLENE SILVER BRAZE COPPER TUBE SIZE (IN)	WELDING MATERIAL THICKNESS (IN)
87-TYPE17#0	TYPE 17#0	1/2	5/64
87-TYPE17#2	TYPE 17#2	1	1/8
87-TYPE17#3	TYPE 17#3	1-1/2	3/16
87-TYPE17#4	TYPE 17#4	2	1/4



Micro 6000 Miniature Tips



PART NO	VENDOR PART NO	OXY/ACETYLENE SILVER BRAZE COPPER TUBE SIZE (IN)
87-MTW#2	MTW#2	Up to 1



Cap'n Hook Tips



PART NO	VENDOR PART NO	OXY/ACETYLENE SILVER BRAZE COPPER TUBE SIZE (IN)
87-MTF#2	MTF#2	Up to 7/8
87-MTF#3	MTF#3	7/8 to 1-5/8



Rosebud Heating Tips



PART NO	VENDOR PART NO	OXY/ACETYLENE SILVER BRAZE COPPER TUBE SIZE (IN)
87-TYPE17#15	TYPE 17#15	1/8 to 2-5/8
87-TYPE17-30	TYPE 17#30	1/2 to 6



BRAZING, SOLDERING & WELDING EQUIPMENT

ACETYLENE TIPS



Extreme Standard Tips



PART NO	VENDOR PART NO	TIP SIZE (IN)	AIR/ACETYLENE SOFT SOLDER COPPER TUBE SIZE (IN)	AIR/ACETYLENE SILVER BRAZE COPPER TUBE SIZE (IN)
0386-100	A-2	1/8	1/8 to 1/2	1/8 to 1/4
0386-0101	A-3	3/16	1/4 to 1	1/8 to 1/2
0386-0102	A-5	1/4	3/4 to 1-1/2	1/4 to 3/4
0386-0103	A-8	5/16	1 to 2	1/2 to 1
0386-0104	A-11	7/16	1-1/2 to 3	7/8 to 1-5/8
0386-0105	A-14	1/2	2 to 3-1/2	1 to 2
0386-0106	A-32	3/4	4 to 6	1-1/2 to 4



Extreme Self-Igniting Tips

PART NO	VENDOR PART NO	TIP SIZE (IN)	AIR/ACETYLENE SOFT SOLDER COPPER TUBE SIZE (IN)	AIR/ACETYLENE SILVER BRAZE COPPER TUBE SIZE (IN)
0386-0818	PL-5A	3/16	3/4 to 1-1/2	1/4 to 3/4
0386-0874	PL-3A	1/4	1/4 to 1	1/8 to 1/2
0386-0819	PL-8A	5/16	1 to 2	1/2 to 1
0386-0820	PL-12A	3/8	2 to 4	1 to 2

TORCH HANDLES



87-TH6 (TH6) Air/Acetylene Torch Handle



PART NO	VENDOR PART NO	FUEL	HOSE CONNECTION
87-TH6	TH6	Air/Acetylene	A-LH (3/8-24)



87-71 (71) Oxy/Acetylene Torch Handle



PART NO	VENDOR PART NO	FUEL	HOSE CONNECTION
87-71	71	Oxy/Acetylene	A- LH (3/8-24) and A-RH (3/8-24)



Check Valve for Torch/Welding Handles



Provides protection against reverse flow of gases, but not flame flashback.

PART NO	VENDOR PART NO	DESCRIPTION
87-TCVA	TCVA	Check Valves [A-LH (3/8-24) and A-RH (3/8-24)]



0386-0308 (G4) Oxy/Acetylene Torch Handle



PART NO	VENDOR PART NO	FUEL	HOSE CONNECTION
0386-0308	G4	Air/Acetylene	A-LH (3/8-24)



0386-0311 (103-01FP) Oxy/Acetylene Torch Handle



PART NO	VENDOR PART NO	FUEL	HOSE CONNECTION
0386-0311	103-01FP	Oxy/Acetylene	A- LH (3/8-24) and A-RH (3/8-24)



BRAZING, SOLDERING & WELDING EQUIPMENT

CUTTING TOOLS



Cutting Attachment – Oxy/Acetylene



PART NO	VENDOR PART NO	DESCRIPTION
87-CA550	CA550	Cutting Attachment - Oxy/Acetylene



Cutting Tip – Oxy/Acetylene



PART NO	VENDOR PART NO	DESCRIPTION
87-5-101#OD	5-101#OD	Oxy/Acetylene Cutting Tip



Cutting Attachment – Oxy/Acetylene



PART NO	DESCRIPTION
0387-0003	Cutting Attachment - Oxy/Acetylene (CA1260-CS)

REGULATORS



Regulators – Acetylene



PART NO	FUEL	HIGH PRESSURE GAUGE (PSIG)	LOW PRESSURE GAUGE (PSIG)	DELIVERY RANGE (PSIG)	GAUGE DIAMETER (IN)	INLET CONNECT (CGA)	OUTLET CONNECTION
87-RB	Acetylene	400 (Full)	—	2 to 15	1-1/2	520	A-LH (3/8-24)
87-RMC2	Acetylene	400 (Full)	30	2 to 15	1-1/2	200	A-LH (3/8-24)



Regulators – Nitrogen



PART NO	FUEL	HIGH PRESSURE GAUGE (PSIG)	LOW PRESSURE GAUGE (PSIG)	DELIVERY RANGE (PSIG)	GAUGE DIAMETER (IN)	INLET CONNECT (CGA)	OUTLET CONNECTION
87-R1563	Nitrogen	4000	300	5 to 175	1-1/2	580	1/4 SAE male



Regulators – Nitrogen/CO2



PART NO	FUEL	HIGH PRESSURE GAUGE (PSIG)	LOW PRESSURE GAUGE (PSIG)	DELIVERY RANGE (PSIG)	GAUGE DIAMETER (IN)	INLET CONNECT (CGA)	OUTLET CONNECTION
87-RHP400	Nitrogen, CO2	4000	600	20 to 400	1-1/2	580	1/4 SAE male
87-RHP500	Nitrogen, CO2	4000	600	20 to 500	1-1/2	580	1/4 SAE male



Regulators – Oxygen



PART NO	FUEL	HIGH PRESSURE GAUGE (PSIG)	LOW PRESSURE GAUGE (PSIG)	DELIVERY RANGE (PSIG)	GAUGE DIAMETER (IN)	INLET CONNECT (CGA)	OUTLET CONNECTION
87-RO	Oxygen	4000	100	2 to 60	1-1/2	540	A-RH (3/8-24)



BRAZING, SOLDERING & WELDING EQUIPMENT

REGULATORS



Regulators – Acetylene (MC or B Tanks)



PART NO	VENDOR REF NO	FUEL	INLET CONNECT (CGA)	OUTLET CONNECTION
0386-0725	AR-B	Acetylene	(Fits B tank)	A-LH (3/8-24)
0386-0726	AR-MC	Acetylene	(Fits MC tank)	A-LH (3/8-24)



Regulators – Acetylene



PART NO	FUEL	HIGH PRESSURE GAUGE (PSIG)	LOW PRESSURE GAUGE (PSIG)	DELIVERY RANGE (PSIG)	GAUGE DIAMETER (IN)	INLET CONNECT (CGA)	OUTLET CONNECTION
0386-0784	Acetylene	400	30	2 to 15	1-1/2	200	A-LH (3/8-24)



Regulators – Nitrogen



PART NO	FUEL	HIGH PRESSURE GAUGE (PSIG)	LOW PRESSURE GAUGE (PSIG)	DELIVERY RANGE (PSIG)	GAUGE DIAMETER (IN)	INLET CONNECT (CGA)	OUTLET CONNECTION
0386-0814	Nitrogen	4000	600	0 to 500	1-1/2	580	1/4 SAE male



Regulators – Oxygen



PART NO	FUEL	HIGH PRESSURE GAUGE (PSIG)	LOW PRESSURE GAUGE (PSIG)	DELIVERY RANGE (PSIG)	GAUGE DIAMETER (IN)	INLET CONNECT (CGA)	OUTLET CONNECTION
0386-0786	Oxygen	4000	100	4 to 80	1-1/2	540	A-RH (3/8-24)

GAUGES



Gauges



PART NO	VENDOR PART NO	FUEL	MAXIMUM PRESSURE (PSIG)	GAUGE DIAMETER (IN)	STEEL CASE COLOR	PROTECTIVE BOOT	THREAD SIZE NPT (IN)
87-G15-D	G15-D	Acetylene	30	1-1/2	Red	Yes	1/8
87-G19-D	G19-D	Acetylene	400 (Full)	1-1/2	Red	Yes	1/8
87-G49-D	G49-D	—	100	1-1/2	Green	Yes	1/8
87-G7SD	G7SD	—	4,000	1-1/2	Gold	—	1/8
87-G56-D	G56-D	—	4,000	1-1/2	Green	Yes	1/8
87-G8D	G8D	—	600	1-1/2	Brass	—	1/8

HOSES



Acetylene Hoses – Uniweld



PART NO	VENDOR PART NO	FITTING TYPE	HOSE LENGTH (FT)
87-H12	H12	A-LH (3/8-24)	12-1/2



Acetylene Hoses – TurboTorch



PART NO	VENDOR PART NO	FITTING TYPE	HOSE LENGTH (FT)
0386-1090	AH-12	A-LH (3/8-24)	12
0386-1091	AH-24	A-LH (3/8-24)	24



BRAZING, SOLDERING & WELDING EQUIPMENT

HOSES

Oxy/Acetylene Hose Sets – Uniweld



PART NO	VENDOR PART NO	FITTING TYPE	HOSE LENGTH (FT)
87-H32A	H32A	A-LH (3/8-24) and A-RH (3/8-24)	12-1/2



Oxy/Acetylene Hose Sets – TurboTorch



PART NO	VENDOR PART NO	FITTING TYPE	HOSE LENGTH (FT)
0386-1094	252-03P	A-LH (3/8-24) and A-RH (3/8-24)	12-1/2

TANK CARRYING STANDS

Tank Carrying Stand – One B Tank



PART NO	VENDOR PART NO	DESCRIPTION
87-502	502	Tank Carrying Stand - One B Tank

Tank Carrying Stand – One MC Tank & One R Tank



PART NO	VENDOR PART NO	DESCRIPTION
87-500S	500S	Tank Carrying Stand - One MC Tank & One R Tank

Tank Carrying Stand – One MC, PDC, or MDC Tank & One R Tank



PART NO	VENDOR PART NO	DESCRIPTION
87-511	511	Tank Carrying Stand - One MC, PDC, or MDC Tank & One R Tank

Tank Carrying Stand – One 40/55 cu. ft. Nitrogen Tank or One 10 lb. CO2 Tank



PART NO	VENDOR PART NO	DESCRIPTION
87-516	516	Tank Carrying Stand - One 40/55 cu. ft. Nitrogen Tank or One 10 pound CO2 Tank



BRAZING, SOLDERING & WELDING EQUIPMENT

TANK CARRYING STANDS



Tank Carrying Handle – One B Tank



PART NO	VENDOR REF NO	DESCRIPTION
1421-0016	TT-150 B	Tank Carrying Handle - One B Tank



Tank Carrying Stand – One B Tank



PART NO	VENDOR REF NO	DESCRIPTION
1421-0034	TT-B	Tank Carrying Stand - One B Tank



Tank Carrying Stand – One MC Tank & One R Tank



PART NO	VENDOR REF NO	DESCRIPTION
1421-0036	TT-MCR	Tank Carrying Stand - One MC Tank & One R Tank



Tank Carrying Stand – One MC Tank & One R Tank (Turbo Tote)



PART NO	VENDOR REF NO	DESCRIPTION
0386-1241	—	Tank Carrying Stand - One MC Tank & One R Tank (Turbo Tote)



Tank Carrying Stand – One MC Tank or One MT-1 MAPP Tank



PART NO	VENDOR REF NO	DESCRIPTION
1421-0035	TT-MC	Tank Carrying Stand - One MC Tank or One MT-1 MAPP Tank



BRAZING, SOLDERING & WELDING EQUIPMENT



87-BG1 (BG1) Blow Gun



PART NO	VENDOR PART NO	DESCRIPTION
87-BG1	BG1	Blow Gun



Nitrogen Blow Gun Kits



PART NO	DESCRIPTION
0386-1234	Nitrogen Purge & Blow Gun Kit - Fits 20 Cu. Ft. Tank Not Included (NPK-20)
0386-1236	Nitrogen Purge & Blow Gun Kit - Fits 40 Cu. Ft. Tank Not Included (NPK-40)
0426-0009	Nitrogen Purge & Blow Gun Kit - Includes 40 Cu. Ft. Tank (SKP-40T)



Flint Lighters



PART NO	VENDOR PART NO	DESCRIPTION	CASE QTY	CASE REQ
87-FL3437	FL3437	Flint Lighter w/5 Spare Flints	—	—
87-FL34	FL34	Flint Lighter	10	Yes

SOLDERING IRONS & GUNS



Soldering Irons



- Stainless steel barrel
- Lightweight heat and impact resistant pencil handle
- Power indicator light

PART NO	INPUT VOLTAGE (V)	OUTPUT (W)	TEMP RANGE (°F)	LENGTH (IN)	COMPONENTS INCLUDED
87-SP23L	120	25	750	8-1/4	Replaceable - Includes MT1 1/8 in. Nickel plated copper tip
87-SP40L	120	40	900	8-1/4	Replaceable - Includes MT10 1/4 in. Nickel plated copper tip

VACUUM PUMPS & GAUGES



VACUUM PUMPS – CPS



Vacuum Pumps – Two Stage

PART NO	VENDOR PART NO	NO OF STAGES	FREE AIR DISPLACEMENT (CFM)	ULTIMATE VACUUM (MICRONS HG)	HORSE POWER (HP)	NOMINAL PUMP SPEED (RPM)	INLET PORTS	SUPPLY VOLTAGE (V)	WEIGHT (LBS)
VP6D	VP6D	2	6.25	15	1/2	3440	1/4 in. SAE, 3/8 in. SAE, 1/2 in. ACME	120, 230	25

Vacuum Pumps – Single Stage

PART NO	VENDOR PART NO	NO OF STAGES	FREE AIR DISPLACEMENT (CFM)	ULTIMATE VACUUM (MICRONS HG)	HORSE POWER (HP)	NOMINAL PUMP SPEED (RPM)	INLET PORTS	SUPPLY VOLTAGE (V)	WEIGHT (LBS)
VP6S	VP6S	1	5.85	100	1/3	1720	1/4 in. SAE, 3/8 in. SAE, 1/2 in. ACME	120, 230	25



VACUUM PUMPS & GAUGES



VACUUM PUMPS – MASTERCool



Vacuum Pumps – Two Stage

PART NO	VENDOR PART NO	NO OF STAGES	FREE AIR DISPLACEMENT (CFM)	ULTIMATE VACUUM (MICRONS HG)	HORSE POWER (HP)	NOMINAL PUMP SPEED (RPM)	INLET PORTS	SUPPLY VOLTAGE (V)	WEIGHT (LBS)
87-90060	90060	2	1.5	50	1/6	3450	1/4 in. SAE, 1/2 in. ACME	120	12
90065	90065	2	5	25	1/3	1725	1/4 in. SAE, 3/8 in. SAE, 1/2 in. ACME	120	32
90066-2V-110	90066-2V-110	2	6	15	1/3	3440	1/4 in. SAE, 3/8 in. SAE, 1/2 in. ACME	120	25
90067	90067	2	7.5	25	1/2	1725	1/4 in. SAE, 3/8 in. SAE, 1/2 in. ACME	120	34
90070-2V-110	90070-2V-110	2	10	12	1/2	3440	1/4 in. SAE, 3/8 in. SAE, 1/2 in. ACME	120	33

Vacuum Pumps – Single Stage

PART NO	VENDOR PART NO	NO OF STAGES	FREE AIR DISPLACEMENT (CFM)	ULTIMATE VACUUM (MICRONS HG)	HORSE POWER (HP)	NOMINAL PUMP SPEED (RPM)	INLET PORTS	SUPPLY VOLTAGE (V)	WEIGHT (LBS)
90062	90062	1	2	70	1/3	1725	1/4 in. SAE, 1/2 in. ACME	120	28

VACUUM GAUGES



87-VG200 (VG200) Vacuum Gauge – Digital



Advanced measurement instrument provides continual digital readout of evacuation process on large five digit LCD. Measurement units are at the touch of a key. Advanced surface mount technology automatically compensates for ambient changes in the environment ensuring accuracy and consistency in performance. Advanced field-cleanable sensor is able to withstand 400 psi of positive pressure. Unit operates 30 hours on 9V alkaline battery with low battery indicator and auto-off feature.

- Operating range to 0 microns Hg; accuracy +/- 10%; user selectable to read in microns Hg, Torr, in/Hg or mbar
- Self-heated thermistor bridge with integral temperature compensation from 32 to 122°F
- Standard 1/4 inch SAE connector with core depressor
- Includes carrying case, hanging hook, tee and 9V battery

PART NO	VENDOR PART NO	DESCRIPTION
87-VG200	VG200	Vacuum Gauge - Digital



87-VG100A (VG100A) Vacuum Gauge – LED



Compact self-contained instrument designed to provide constant indication and monitoring of the evacuation process from start to finish. Nine discrete high intensity LEDs are preset to illuminate upon achieving industry standards for proper system evacuations. Advanced surface mount technology automatically compensates for ambient changes in the environment ensuring accuracy and consistency in performance. Advanced field-cleanable sensor is able to withstand 400 psi of positive pressure. Unit operates 25 hours on 9V alkaline battery with low battery indicator and auto-off feature.

- Operating range to 25 microns Hg; accuracy +/- 10%
- Self-heated thermistor bridge with integral temperature compensation from 32 to 122°F
- Standard 1/4 inch SAE connector with core depressor
- Includes carrying case, hanging hook, tee and 9V battery

PART NO	VENDOR PART NO	DESCRIPTION
87-VG100A	VG100A	Vacuum Gauge - LED



REFRIGERANT RECOVERY SYSTEMS



87-CR400 (CR400) Refrigerant Recovery System

cps[®]

PART NO	VENDOR PART NO	MAX RECOVERY RATE DIRECT VAPOR (LBS/MIN)	MAX RECOVERY RATE DIRECT LIQUID (LBS/MIN)	MAX RECOVERY RATE PUSH-PULL LIQUID (LBS/MIN)	MAXIMUM WORKING PRESSURE (PSI)	SUPPLY VOLTAGE (V)	HORSE POWER (HP)	WEIGHT (LBS)
87-CR400	CR400	0.22	0.73	10.38	550	120	1/6	28



87-CR500 (CR500) Refrigerant Recovery System

cps[®]

PART NO	VENDOR PART NO	MAX RECOVERY RATE DIRECT VAPOR (LBS/MIN)	MAX RECOVERY RATE DIRECT LIQUID (LBS/MIN)	MAX RECOVERY RATE PUSH-PULL LIQUID (LBS/MIN)	MAXIMUM WORKING PRESSURE (PSI)	SUPPLY VOLTAGE (V)	HORSE POWER (HP)	WEIGHT (LBS)
87-CR500	CR500	0.38	3	12.22	550	120	1/3	20



87-CR700 (CR700) Refrigerant Recovery System

cps[®]

PART NO	VENDOR PART NO	MAX RECOVERY RATE DIRECT VAPOR (LBS/MIN)	MAX RECOVERY RATE DIRECT LIQUID (LBS/MIN)	MAX RECOVERY RATE PUSH-PULL LIQUID (LBS/MIN)	MAXIMUM WORKING PRESSURE (PSI)	SUPPLY VOLTAGE (V)	HORSE POWER (HP)	WEIGHT (LBS)
87-CR700	CR700	1.60	10	20	550	120	1	34



69000 Refrigerant Recovery System

Mastercool[®]
"World Class Quality"

PART NO	VENDOR PART NO	MAX RECOVERY RATE DIRECT VAPOR (LBS/MIN)	MAX RECOVERY RATE DIRECT LIQUID (LBS/MIN)	MAX RECOVERY RATE PUSH-PULL LIQUID (LBS/MIN)	MAXIMUM WORKING PRESSURE (PSI)	SUPPLY VOLTAGE (V)	HORSE POWER (HP)	WEIGHT (LBS)
69000	69000	0.75	2.50	12	500	120	1/2	38

CHARGING SCALES



87-CC800A (CC800A) Charging Scales – Programmable

cps[®]

- Automatic programmable scales allow user to program desired quantities; automatically shuts off refrigerant flow and sounds alarm
- Suitable for both R-22 and R-410A; max operating pressure differential 485 psig

PART NO	VENDOR PART NO	PROGRAMMABLE	CAPACITY (LBS)	ACCURACY (%)	RESOLUTION (OZ)	BATTERY
87-CC800A	CC800A	Yes	220	0.015	+/- 0.25	Two 9 VDC



87-CC220 (CC220) Charging Scales – Programmable

cps[®]

PART NO	VENDOR PART NO	PROGRAMMABLE	CAPACITY (LBS)	ACCURACY (%)	RESOLUTION (OZ)	BATTERY
87-CC220	CC220	No	220	0.015	+/- 0.25	Two 9 VDC



CHARGING SCALES



98210 (98210-A) Charging Scales – Programmable

- Allows user to program desired quantities; before charge is complete, an alarm sounds allowing ample time to turn off refrigerant supply
- Tank capacity programming feature allows user to know the amount of refrigerant in the tank at any time
- Repeat feature allows user to charge previously stored amount



PART NO	VENDOR PART NO	PROGRAMMABLE	CAPACITY (LBS)	ACCURACY (%)	RESOLUTION (OZ)	BATTERY
98210	98210	Yes	240	0.1	+/- 0.32	One 9 VDC



98230 Charging Scale Solenoid Module for 98210 (98210-A)

This module turns the 98210 scales into automatic programmable scales by allowing the user to control the exact amount of refrigerant being transferred. Also allows pausing of refrigerant transfer. The compact design is battery powered (9V), lightweight, portable and works with all types of refrigerant. Includes a short hose for tank connection, USB cord and 1/4 inch SAE x 1/2 inch ACME adapter.



PART NO	VENDOR PART NO	DESCRIPTION
87-VG200	VG200	Vacuum Gauge - Digital

REFRIGERANT SERVICE MANIFOLDS, GAUGES & HOSES

SERVICE MANIFOLDS & GAUGES



BLACKMAX Aluminum Service Manifolds & Gauges

- Piston valves with triple-seal neoprene O-Ring design for enhanced sealing
- Backseating O-Ring seals the valve nut when fully open
- Floating nylon sealing disk
- Valve stems retract fully to provide maximum flow
- Mirror-like port finish for smooth valve movement



PART NO	VENDOR PART NO	REFRIGERANT SCALES	PRESSURE SCALES	TEMP SCALES	MANIFOLD TYPE	MANIFOLD MATERIAL	HOSE TYPE	HOSE LENGTH (IN)	GAUGE DIA (IN)	GAUGE TYPE	SIGHT GLASS
87-MBD	MBD	R-22, R-134a, R-404A	psi	F	2-Way	Aluminum	Hoses not included	—	2-1/2	Dry	—
87-MBHP5E	MBHP5E	R-22, R-404A, R-410A	psi	F	2-Way	Aluminum	Premium w/Ball Valves	5	2-1/2	Dry	—
87-MBHP5	MBHP5	R-22, R-404A, R-410A	psi	F	2-Way	Aluminum	Premium w/Standard Fittings	5	2-1/2	Dry	—



VORTECH Aluminum Service Manifolds & Gauges

Advanced VVS diaphragm valve system.



PART NO	VENDOR PART NO	REFRIGERANT SCALES	PRESSURE SCALES	TEMP SCALES	MANIFOLD TYPE	MANIFOLD MATERIAL	HOSE TYPE	HOSE LENGTH (IN)	GAUGE DIA (IN)	GAUGE TYPE	SIGHT GLASS
87-MV2D2	MV2D2	R-22, R-134a, R-404A	psi	F	2-Way	Aluminum	Hoses not included	—	3-1/8	Dry	Yes



REFRIGERANT SERVICE MANIFOLDS, GAUGES & HOSES

SERVICE MANIFOLDS & GAUGES

Brass Service Manifolds & Gauges

cps[®]



PART NO	VENDOR PART NO	REFRIGERANT SCALES	PRESSURE SCALES	TEMP SCALES	MANIFOLD TYPE	MANIFOLD MATERIAL	HOSE TYPE	HOSE LENGTH (IN)	GAUGE DIA (IN)	GAUGE TYPE	SIGHT GLASS
87-M6C	M6C	R-12, R-22, R-502	psi	F	2-Way	Brass	Hoses not included	—	2-1/2	Dry	—
87-M6CS3	M6CS3	R-12, R-22, R-502	psi	F	2-Way	Brass	Standard w/Standard Fittings	3	2-1/2	Dry	—
87-M6CS5	M6CS5	R-12, R-22, R-502	psi	F	2-Way	Brass	Standard w/Standard Fittings	5	2-1/2	Dry	—
87-M6D	M6D	R-22, R-134a, R-404A	psi	F	2-Way	Brass	Hoses not included	—	2-1/2	Dry	—



Digital Aluminum Service Manifolds & Gauges

cps[®]

Large easy to read LCD displays pressures, saturated temperatures, actual temperatures, superheat and subcooling temperatures for over 60 refrigerants. When used with the clamp-on thermocouple connector, it will display the actual temperature and automatically calculates the superheat or subcool temperature. When the vacuum sensor cable is attached to the manifold it will display deep vacuum. To ensure lasting performance and durability, the manifold case is constructed of ABS material and protected by a rugged rubber boot.

PART NO	VENDOR PART NO	REFRIGERANT SCALES	PRESSURE SCALES	TEMP SCALES	MANIFOLD TYPE	MANIFOLD MATERIAL	HOSE TYPE	HOSE LENGTH (IN)	GAUGE DIA (IN)	GAUGE TYPE	SIGHT GLASS
99661-A	99661-A	All	psi, in. Hg, Bar, MPa, kg/sq. cm	F,C	2-Way	Aluminum	Manifold, Standard Hoses, Vacuum Sensor, Thermocouple, Case	5	—	Digital	Yes
99103	99103	All	psi, in. Hg, Bar, MPa, kg/sq. cm	F,C	2-Way	Aluminum	Manifold only	—	—	Digital	Yes



Aluminum Ball Valve Service Manifold & Gauges (4-Way)

cps[®]

- Stainless steel ball valve design controls flow smoothly and quickly with only a quarter turn
- Silicone dampened gauges smooth out needle movement

PART NO	VENDOR PART NO	REFRIGERANT SCALES	PRESSURE SCALES	TEMP SCALES	MANIFOLD TYPE	MANIFOLD MATERIAL	HOSE TYPE	HOSE LENGTH (IN)	GAUGE DIA (IN)	GAUGE TYPE	SIGHT GLASS
95361	95361	R-12, R-22, R-502	psi	F	4-Way	Aluminum	Standard w/Anti-Blowback Fittings	5	3-1/8	Dry	Yes



Aluminum Ball Valve Service Manifold & Gauges (3-Way)

cps[®]

- Stainless steel ball valve design controls flow smoothly and quickly with only a quarter turn
- Silicone dampened gauges smooth out needle movement

PART NO	VENDOR PART NO	REFRIGERANT SCALES	PRESSURE SCALES	TEMP SCALES	MANIFOLD TYPE	MANIFOLD MATERIAL	HOSE TYPE	HOSE LENGTH (IN)	GAUGE DIA (IN)	GAUGE TYPE	SIGHT GLASS
59861	59861	R-22, R-404A, R-410A	psi	F	3-Way	Aluminum	Premium w/Ball Valves	5	3-1/8	Dry	Yes



REFRIGERANT SERVICE MANIFOLDS, GAUGES & HOSES

SERVICE MANIFOLDS & GAUGES



Aluminum Service Manifolds & Gauges

- Free-floating piston type valves reduce O-Ring wear
- Silicone dampened gauges smooth out needle movement



PART NO	VENDOR PART NO	REFRIGERANT SCALES	PRESSURE SCALES	TEMP SCALES	MANIFOLD TYPE	MANIFOLD MATERIAL	HOSE TYPE	HOSE LENGTH (IN)	GAUGE DIA (IN)	GAUGE TYPE	SIGHT GLASS
95661	95661	R-12, R-22, R-502	psi	F	2-Way	Aluminum	Standard w/Anti-Blowback Fittings	5	2-1/2	Dry	Yes
57161	57161	R-22, R-404A, R-410A	psi	F	2-Way	Aluminum	Premium w/Standard Fittings	5	3-1/8	Dry	Yes



Brass Service Manifolds & Gauges



PART NO	VENDOR PART NO	REFRIGERANT SCALES	PRESSURE SCALES	TEMP SCALES	MANIFOLD TYPE	MANIFOLD MATERIAL	HOSE TYPE	HOSE LENGTH (IN)	GAUGE DIA (IN)	GAUGE TYPE	SIGHT GLASS
87-33636	33636	R-12, R-22, R-502	psi	F	2-Way	Brass	Standard w/Standard Fittings	3	2-1/2	Dry	No
33661	33661	R-12, R-22, R-502	psi	F	2-Way	Brass	Standard w/Standard Fittings	5	2-1/2	Dry	No
35161	35161	R-12, R-22, R-502	psi	F	2-Way	Brass	Standard w/Anti-Blowback Fittings	5	3-1/8	Dry	No
59161	59161	R-22, R-404A, R-410A	psi	F	2-Way	Brass	Premium w/Standard Fittings	5	3-1/8	Dry	No
59261	59261	R-22, R-404A, R-410A	psi	F	2-Way	Brass	Premium w/Ball Valves	5	3-1/8	Dry	No

REFRIGERANT GAUGES



Refrigerant Gauges – CPS



PART NO	VENDOR PART NO	REFRIGERANT SCALES	PRESSURE SCALES	TEMP SCALES	FITTING SIZE (IN)	GAUGE DIA (IN)	GAUGE TYPE	GAUGE USAGE
87-RGCH	RGCH	R-12, R-22, R-502	psi	F	1/8 NPT	2-1/2	Dry	High Side
87-RGRH	RGRH	R-410A	psi, kPa	F,C	1/8 NPT	3-1/8	Glycerin Filled	High Side
87-RGCL	RGCL	R-12, R-22, R-502	psi	F	1/8 NPT	2-1/2	Dry	Low Side



Refrigerant Gauges – Mastercool



PART NO	VENDOR PART NO	REFRIGERANT SCALES	PRESSURE SCALES	TEMP SCALES	FITTING SIZE (IN)	GAUGE DIA (IN)	GAUGE TYPE	GAUGE USAGE
87-RGCH	RGCH	R-12, R-22, R-502	psi	F	1/8 NPT	2-1/2	Dry	High Side
87-RGRH	RGRH	R-410A	psi, kPa	F,C	1/8 NPT	3-1/8	Glycerin Filled	High Side
87-RGCL	RGCL	R-12, R-22, R-502	psi	F	1/8 NPT	2-1/2	Dry	Low Side



Gauge Protector Set

- Unique ribbing deadens bumps and deflects shocks
- Fits 3-1/8 inch diameter gauges



PART NO	VENDOR PART NO	DESCRIPTION
91553	91553	Gauge Protector Set - Red & Blue (For 3-1/8 in. diameter gauges)



REFRIGERANT SERVICE MANIFOLDS, GAUGES & HOSES

REFRIGERANT CHARGING HOSES



Refrigerant Charging Hoses – Standard Fittings



PART NO	VENDOR PART NO	SET TYPE	FITTING SIZE (IN)	HOSE LENGTH (FT)	HOSE FITTINGS	HOSE WORKING PRESSURE (PSI)	HOSE BURST PRESSURE (PSI)	HOSE COLOR
87-HS4	HS4	Set of 3	1/4 SAE	4	Standard	750	3000	Blue, Red, Yellow
87-HP5	HP5	Set of 3	1/4 SAE	5	Standard	800	4000	Blue, Red, Yellow

Refrigerant Charging Hoses – Anti-Blowback Fittings



Automatic sealing valve eliminates refrigerant loss and blowback.


PART NO	VENDOR PART NO	SET TYPE	FITTING SIZE (IN)	HOSE LENGTH (FT)	HOSE FITTINGS	HOSE WORKING PRESSURE (PSI)	HOSE BURST PRESSURE (PSI)	HOSE COLOR
87-HS3A	HS3A	Set of 3	1/4 SAE	3	Anti-Blowback	750	3000	Blue, Red, Yellow
87-HP5A	HP5A	Set of 3	1/4 SAE	5	Anti-Blowback	800	4000	Blue, Red, Yellow
87-HP5BA	HP5BA	Single	1/4 SAE	5	Anti-Blowback	800	4000	Blue
87-HP5RA	HP5RA	Single	1/4 SAE	5	Anti-Blowback	800	4000	Red
87-HP5YA	HP5YA	Single	1/4 SAE	5	Anti-Blowback	800	4000	Yellow

Refrigerant Charging Hoses with Ball Valves



PART NO	VENDOR PART NO	SET TYPE	FITTING SIZE (IN)	HOSE LENGTH (FT)	HOSE FITTINGS	HOSE WORKING PRESSURE (PSI)	HOSE BURST PRESSURE (PSI)	HOSE COLOR
87-HS3E	HS3E	Set of 3	1/4 SAE	3	Standard (Includes Ball Valve)	750	3000	Blue, Red, Yellow
87-HP6L	HP6L	Set of 3	1/4 SAE	6	Standard (Includes Ball Valve)	800	4000	Blue, Red, Yellow

Refrigerant Hose Extensions with Ball Valves



PART NO	VENDOR PART NO	SET TYPE	FITTING SIZE (IN)	HOSE LENGTH (FT)	HOSE FITTINGS	HOSE WORKING PRESSURE (PSI)	HOSE BURST PRESSURE (PSI)	HOSE COLOR
87-HT1E	HT1E	Set of 3	1/4 SAE	—	45 degree	800	4000	Blue, Red, Yellow
87-HT1BE	HT1BE	Single	1/4 SAE	—	45 degree	800	4000	Blue
87-HT1RE	HT1RE	Single	1/4 SAE	—	45 degree	800	4000	Red
87-HT1YE	HT1YE	Single	1/4 SAE	—	45 degree	800	4000	Yellow

Replacement Hose Gaskets



Fits 1/4 in. SAE Flare, 1/2 in. ACME, and 1/2-20 UNF hose fittings on end without depressor

PART NO	VENDOR PART NO	DESCRIPTION
87-HXG	HXG	Replacement Hose Gasket (Box of 10)

Refrigerant Charging Hoses – Standard Fittings



PART NO	VENDOR PART NO	SET TYPE	FITTING SIZE (IN)	HOSE LENGTH (FT)	HOSE FITTINGS	HOSE WORKING PRESSURE (PSI)	HOSE BURST PRESSURE (PSI)	HOSE COLOR
40336	40336	Set of 3	1/4 SAE	3	Standard	750	3000	Blue, Red, Yellow
40360	40360	Set of 3	1/4 SAE	5	Standard	750	3000	Blue, Red, Yellow
40372	40372	Set of 3	1/4 SAE	6	Standard	750	3000	Blue, Red, Yellow
48604	48604	Single	3/8 SAE	5	Standard	800	4000	Black
41601	41601	Single	1/4 SAE	5	Standard	750	3000	Blue
41603	41603	Single	1/4 SAE	5	Standard	750	3000	Red
41602	41602	Single	1/4 SAE	5	Standard	750	3000	Yellow



REFRIGERANT SERVICE MANIFOLDS, GAUGES & HOSES

REFRIGERANT CHARGING HOSES



Refrigerant Charging Hoses – Anti-Blowback Fittings

Automatic sealing valve eliminates refrigerant loss and blowback.



PART NO	VENDOR PART NO	SET TYPE	FITTING SIZE (IN)	HOSE LENGTH (FT)	HOSE FITTINGS	HOSE WORKING PRESSURE (PSI)	HOSE BURST PRESSURE (PSI)	HOSE COLOR
45360	45360	Set of 3	1/4 SAE	5	Anti-Blowback	750	3000	Blue, Red, Yellow
46360	46360	Set of 3	1/4 SAE	5	Anti-Blowback	800	4000	Blue, Red, Yellow
45601	45601	Single	1/4 SAE	5	Anti-Blowback	750	3000	Blue
45603	45603	Single	1/4 SAE	5	Anti-Blowback	750	3000	Red
45602	45602	Single	1/4 SAE	5	Anti-Blowback	750	3000	Yellow



Refrigerant Hose Extensions with Ball Valves



PART NO	VENDOR PART NO	SET TYPE	FITTING SIZE (IN)	HOSE LENGTH (FT)	HOSE FITTINGS	HOSE WORKING PRESSURE (PSI)	HOSE BURST PRESSURE (PSI)	HOSE COLOR
90262	90262	Set of 3	1/4 SAE	—	Straight	750	3000	Blue, Red, Yellow
90263-R	90263-R	Single	1/4 SAE	—	45 degree	750	3000	Blue
90265-R	90265-R	Single	1/4 SAE	—	45 degree	750	3000	Red
90264-R	90264-R	Single	1/4 SAE	—	45 degree	750	3000	Yellow

HVAC INSTRUMENTS, METERS & DETECTORS



Zebra-Stat – Analyzer, Remote Control, Multi-Mode Tester



The Zebra-Stat is a fully electronic, easy-to-use diagnostic tool for HVAC technicians. Quickly diagnoses low-voltage control problems in system wiring, control boards, thermostats and associated components. Bright LED's positively indicate status.

- Performs immediate continuity checks on up to six circuits at a time
- Acts as a remote control, saving you steps from attic, roof, or basement
- Reports signal levels on control lines - visually displaying them
- Monitors voltage levels (Displays OK / Questionable / Low)
- Acts as an automatic resetting circuit breaker, temporarily replacing a system fuse while looking for shorted lines or components

PART NO	VENDOR PART NO	DESCRIPTION
ZS-2	ZS-2	Zebra-Stat - Analyzer/Remote Control/Multimode Tester

ELECTRONIC REFRIGERANT LEAK DETECTORS



87-LS780B (LS780B) Electronic Leak Detector (Leak Seeker)



- Two sensitivity ranges
- Detects all CFC, HCFC and HFC refrigerants
- Minimum leak rate detection capability: 1/4 oz./year
- LED display varies in brightness with the concentration of detected refrigerant
- 18 inch long cable probe

PART NO	VENDOR PART NO	DESCRIPTION
87-LS780B	LS780B	Electronic Leak Detector (Leak-Seeker)



87-LS790B (LS790B) Electronic Leak Detector (Leak Seeker)



- Ten sensitivity ranges
- Detects all CFC, HCFC and HFC refrigerants
- Minimum leak rate detection capability: 1/4 oz./year
- Bar graph display measures leak concentration
- 18 inch long cable probe

PART NO	VENDOR PART NO	DESCRIPTION
87-LS790B	LS790B	Electronic Leak Detector (Leak-Seeker)



HVAC INSTRUMENTS, METERS & DETECTORS

ELECTRONIC REFRIGERANT LEAK DETECTORS



LS3000B Electronic Leak Detector (Eliminator)



- Six sensitivity ranges
- Uses two displays; one to pinpoint the leak, the other quantifies the size
- Detects all CFC, HCFC and HFC refrigerants
- Minimum leak rate detection capability: 0.1 oz./year
- Bar graph display measures leak concentration
- 14 inch long cable probe

PART NO	VENDOR PART NO	DESCRIPTION
LS3000B	LS3000B	Electronic Leak Detector (Eliminator)



55100 Electronic Leak Detector



- Three sensitivity ranges
- Detects all CFC, HCFC and HFC refrigerants
- Minimum leak rate detection capability: 1/10 oz./year
- LED visual indicator
- 16 inch long cable probe
- Includes a custom molded carrying case

PART NO	VENDOR PART NO	DESCRIPTION
55100	55100	Electronic Leak Detector

ELECTRONIC/UV REFRIGERANT LEAK DETECTORS



55200 Electronic/UV Leak Detector Kit



- Combines electronic and UV leak detection in one tool
- Six sensitivity ranges
- Detects all CFC, HCFC and HFC refrigerants
- Minimum leak rate detection capability: 1/10 oz./year
- LED visual indicator
- 16 inch long cable probe
- Includes a custom molded carrying case

PART NO	VENDOR PART NO	DESCRIPTION
55200	55200	Electronic/UV Leak Detector Kit



55300 Electronic/UV Leak Detector with Cartridge Type Dye Injector



Same as 55200 except includes cartridge type dye injector.

PART NO	VENDOR PART NO	DESCRIPTION
55300	55300	Electronic/UV Leak Detector Kit with Cartridge Type Dye Injector

UV REFRIGERANT LEAK DETECTORS



53400 UV Leak Detector Kit



- 50W rechargeable UV detector for use with refrigeration dyes
- Rechargeable battery with 120V charger
- Kit includes UV glasses and carrying case

PART NO	VENDOR PART NO	DESCRIPTION
53400	53400	UV Leak Detector Kit



HVAC INSTRUMENTS, METERS & DETECTORS

UV REFRIGERANT LEAK DETECTORS



53450 UV Leak Detector Kit with Refillable Dye Injector



Same as 53400 except includes refillable dye injector.

PART NO	VENDOR PART NO	DESCRIPTION
53450	53450	UV Leak Detector Kit with Refillable Dye Injector



53450-C UV Leak Detector Kit with Cartridge Type Dye Injector



Same as 53400 except includes cartridge type dye injector.

PART NO	VENDOR PART NO	DESCRIPTION
53450-C	53450-C	UV Leak Detector Kit with Cartridge Type Dye Injector

REPLACEMENT SENSORS FOR REFRIGERANT LEAK DETECTORS



Replacement Sensor for 87-LS780B (LS780B) & 87-LS790B (LS790B)



PART NO	VENDOR PART NO	DESCRIPTION
87-LSXS	LSXS	Replacement Sensor for 87-LS780B and 87-LS790B



Replacement Sensor for 87-LS3000 & LS3000B



PART NO	VENDOR PART NO	DESCRIPTION
87-LSXS3	LSXS3	Replacement Sensor for 87-LS3000 & LS3000B



Replacement Sensor for 55100 and 55200



PART NO	VENDOR PART NO	DESCRIPTION
55100-SEN	55100-SEN	Replacement Sensor for 55100 and 55200



875026 (0632 3170) Electronic Flue Gas Spillage Detector (317)



Gives off a visible and audible alarm when heating flue gases are detected. Flexible 8 inch probe for inaccessible locations.

PART NO	VENDOR PART NO	DESCRIPTION
875026	0632 3170	Electronic Flue Gas Spillage Detector (317)



875036 (0632 3173) CO Monitor (317-3)



- Detect the presence of carbon monoxide (CO) in ambient air and warns user with both visual and audible alarm
- Detection range 0 to 1,999 ppm; resolution 1 ppm
- Reaction time of 40 seconds
- Includes carrying pouch and earphone

PART NO	VENDOR PART NO	DESCRIPTION
875036	0632 3173	CO Monitor (317-3)



HVAC INSTRUMENTS, METERS & DETECTORS



87-AM50 (AM50) Air Velocity/Temperature Meter



- Precision vane-type anemometer provides fast, accurate air velocity measurements
- Airflow ranges from 0 to 8800 ft./min; temperature range from 32 to 122°F
- Airflow scales in ft./min., m/s, km/hr. and knots
- Includes laminated conversion chart to quickly calculate CFM from air velocity measurements
- Includes Type K thermocouple port

PART NO	VENDOR PART NO	DESCRIPTION
87-AM50	AM50	Air Velocity/Temperature Meter



875043 (0560 0610) Pocket Air Velocity, Temperature, Humidity Meter (410-2)



- Airflow ranges from 80 to 4000 ft./min; temperature range 14 to 122°F; humidity range 0 to 100% RH
- Measures air velocity, temperature, relative humidity, wet bulb temperature and dew point
- Includes carrying pouch

PART NO	VENDOR PART NO	DESCRIPTION
875043	0560 4102	Pocket Air Velocity/Temperature/Humidity Meter (410-2)



875044 (0560 0510) Pocket Digital Manometer (510)



- Pressure range to 44.15 in. W.C.
- Scales in Pa, hPa, mBar, in. W.C., mm Hg, in. Hg and psi
- Easy to use one button operation
- Includes magnet for mounting during measurements
- Includes carrying pouch

PART NO	VENDOR PART NO	DESCRIPTION
875044	0560 0510	Pocket Digital Manometer (510)



875042 (0560 0610) Pocket Temperature, Humidity Meter (610)



- Measures temperature and relative humidity
- Temperature range 14 to 122°F; humidity range 0 to 100% RH
- Humidity scales in %RH and wet bulb
- Includes carrying pouch

PART NO	VENDOR PART NO	DESCRIPTION
875042	0560 0610	Pocket Temperature/Humidity Meter (610)



875041 (0560 0810) Pocket Temperature Meter (810)



- Simultaneously measures temperatures using both IR and ambient air
- Temperature range -58 to 660°F
- Includes carrying pouch

PART NO	VENDOR PART NO	DESCRIPTION
875041	0560 0810	Pocket Temperature Meter (810)



52245 Digital Pressure/Temperature Chart



- Pocket sized device offers fast and accurate temperature references on a large easy to read LCD display
- Includes charts for sixty refrigerants
- Pressure charts in psi, Bar and MPa; temperature in F and C

PART NO	VENDOR PART NO	DESCRIPTION
52245	52245	Digital Pressure/Temperature Chart



VALVE CORE & SUPERHEAT MEASUREMENT TOOLS

SUPERHEAT MEASUREMENT SETS



91499 Superheat Measurement Kit

Combines a core removal tool and thermometer to create a reliable and accurate way to measure superheat; allows temperature probe to directly measure refrigerant temperature.



PART NO	VENDOR PART NO	DESCRIPTION
91499	91499	Superheat Measurement Kit

VALVE CORE REMOVAL TOOLS



91490 Valve Core Removal Tool

- Permits valve core replacement with minimal refrigerant loss
- Connects to any 1/4 inch SAE male flare service port
- Uses a reliable 1/4 turn ball valve design to shut-off and control refrigerant flow



PART NO	VENDOR PART NO	DESCRIPTION
91490	91490	Valve Core Removal Tool



91496 Valve Core Removal Tool

- Permits valve core replacement with minimal refrigerant loss
- Connects to any 1/4 inch SAE male flare service port
- Uses a reliable 1/4 turn ball valve design to shut-off and control refrigerant flow
- Includes a 1/4 inch SAE male flare service port to allow refrigerant recovery or recharge, system evacuation and system pressure measurement



PART NO	VENDOR PART NO	DESCRIPTION
91496	91496	Valve Core Removal Tool

TEMPERATURE MEASUREMENT TOOLS

MULTI-INPUT DIGITAL INSTRUMENT 3-ZONE & ACCESSORIES



SRH77A-E 3-Zone Temperature / Humidity Instrument

When temperature and relative humidity measurements are critical, the SRH77A is the expert's choice. Features include: a backlit display for dark environments; sealed keypad which protects the instrument from spills and dust; and a battery eliminator jack. View temperature differential, %RH, and wet-bulb. You will find this to be an accurate and fast service tool. The bright blue, durable carrying case makes this tool easy to find when on location or in the back of a service truck.



- 3 Zones [3 independent temperatures], -40°F to 300°F capable
- Zone 1 temperature Range: -40°F to 300°F w/supplied 1075 probe
- Zone 2 temperature Range: -25°F to 212°F w/supplied 4011 probe
- Zone 3 temperature range: 0°F to 150°F w/supplied 5028 probe
- Probes: 1075 puncture type, 5028 air/RH type, 4011 pipe strap type
- Thermistor sensing for fast response time
- Temperature °F/°C switchable
- Humidity range: 10 – 95% RH
- Independent minimum / maximum temperature memory
- Temperature, temperature differential, temperature min/max, %RH, wet bulb measurements,
- Backlit display w/auto shutoff
- Power auto shutoff w/disable
- Sealed keyboard
- Optional battery eliminator
- Battery life: 90 hours

PART NO	VENDOR PART NO	DESCRIPTION
SRH77A-E	SRH77A-E	3-Zone Temperature / Humidity Instrument



TEMPERATURE MEASUREMENT TOOLS

MULTI-INPUT DIGITAL INSTRUMENT 3-ZONE & ACCESSORIES



SH66A-E 3-Zone Temperature Instrument



For applications when multiple temperature measurements are needed, this is the instrument to use. Features include: a backlit display for dark environments; a sealed keypad which protects the instrument from spills and dust; and a battery eliminator jack. Simultaneously measures suction and liquid line temperatures, as well as temperatures across condensing coils, evaporator coils and ambient temperatures. View temperature differential between zones 1 and 2 and review min / max temperatures from all three zones.

- 3 Zones [3 independent temperatures], -40°F to 300°F capable
- Zone 1 temperature Range: -40°F to 300°F w/supplied 1075 probe
- Zone 2 temperature Range: -25°F to 212°F w/supplied 4011 probe
- Zone 3 temperature range: -40°F to 200°F w/supplied 2010 probe
- Probes: 1075 puncture type, 2010 air/surface type, 4011 pipe strap type
- Thermistor sensing for fast response time
- Temperature °F/°C switchable
- Independent minimum / maximum temperature memory
- Temperature, temperature differential, temperature min/max
- Backlit display w/auto shutoff
- Power auto shutoff w/disable
- Sealed keyboard
- Optional battery eliminator
- Battery life: 90 hours

PART NO	VENDOR PART NO	DESCRIPTION
SH66A-E	SH66A-E	3-Zone Temperature Instrument



4005MK Pipe Clamp Thermocouple Temperature Probe



- Temperature range -20°F to 300°F
- Spring clamp mounting (up to 1-3/8 inches diameter)
- Type K thermocouple
- 2 second response time

PART NO	VENDOR PART NO	DESCRIPTION
4005MK	4005MK	Pipe Clamp Thermocouple Temperature Probe



4011 Pipe Strap Thermistor Temperature Probe



- Temperature range -25°F to 212°F
- Strap (11 inch long) for pipe surface mounting
- Thermistor 2 second response time
- 6 foot cord length

PART NO	VENDOR PART NO	DESCRIPTION
4011	4011	Pipe Strap Thermister Temperature Probe



2010 Thermister Air Probe



- Temperature range -40°F to 200°F
- Allow approximately 20 seconds response time
- Shaft length 1/2 inch

PART NO	VENDOR PART NO	DESCRIPTION
2010	2010	Thermister Probe - 0.5 in.



4005i Cordless Pipe Clamp Temperature Instrument with Probe



- Temperature range -20°F to 300°F
- Spring clamp mounting (up to 1-3/8 inches diameter)
- Retractable 2-1/2 inch puncture probe
- LCD display
- Min/Max/Hold with auto shutoff (5 minutes)
- One hand operation

PART NO	VENDOR PART NO	DESCRIPTION
4005i	4005i	Cordless Pipe Clame Temperature Instrument with Probe



TEMPERATURE MEASUREMENT TOOLS

MULTI-INPUT DIGITAL THERMO-PSYCHROMETER & ACCESSORIES



TM360 Multi-Input Digital Thermo-Psychrometer & Accessories (Temp-Seeker)



A professional grade thermo-psychrometer adaptable to accommodate many temperature, humidity, dry/wet bulb and dew point measurements. The unit incorporates four discrete temperature ports all capable of min/max and memory functions including temperature differential between any two of the four available ports. Pressing the SCAN key causes display to alternate between all four ports in 3 second intervals providing continuous monitoring of multiple probe points during critical system diagnosis. A dedicated special purpose port accommodates an optional state of the art silicon humidity transducer probe for fast and accurate measurements during critical relative humidity calculations. Designed in a rugged polyethylene case, the TM360 is engineered to provide laboratory accuracy in rough field conditions. A generous probe storage area is provided for housing all your job specific probes directly in the unit itself.

- Range -40 to 257°F
- Differential measurement between any two probes
- Includes air probe; general purpose probe; surface probe; other probes available
- Easy to use keypad controls

PART NO	VENDOR PART NO	DESCRIPTION
TM360	TM360	Multi-Input Digital Thermo-Psychrometer & Accessories (Temp-Seeker)



87-TMX2C (TMX2C) Temperature Probe



PART NO	VENDOR PART NO	DESCRIPTION
87-TMX2C	TMX2C	Temperature Probe



87-TMX2S (TMX2S) Temperature Probe - Velcro



PART NO	VENDOR PART NO	DESCRIPTION
87-TMX2S	TMX2S	Temperature Probe - Velcro



87-TMX2P (TMX2P) Puncture Probe



PART NO	VENDOR PART NO	DESCRIPTION
87-TMX2P	TMX2P	Puncture Probe

TESTO MEASUREMENT STICKS



875006 (0560 6054) Humidity and Temperature Stick (605-H2)



- Measures temperature and relative humidity
- Temperature range 32 to 122°F; humidity range 5 to 95% RH
- Quick-action displays final temperature in few seconds
- 5 inch length
- Easy to read swivel head can be turned 180 degrees
- Includes holder for positioning in duct

PART NO	VENDOR PART NO	DESCRIPTION
875006	0560 6054	Humidity and Temperature Stick (605-H2)



875009 (0590 9052) Temperature Stick (905-T2)



- Temperature range -58 to 660°F
- Quick-action displays final temperature in a few seconds
- Special measuring head with spring steel thermocouples band adapts itself to uneven surfaces
- 7 inch length
- Easy to read swivel head can be turned 180 degrees

PART NO	VENDOR PART NO	DESCRIPTION
875009	0560 9056	Temperature Stick (905-T2)



TEMPERATURE MEASUREMENT TOOLS

INFRARED THERMOMETERS



87-TMINI12 (MINI12) Infrared Thermometer (Temp-Seeker)



- Temperature range -76 to 932°F
- 12:1 distance to spot ratio
- Includes laser pointer
- Includes Type K thermocouple port
- Includes white LED work light
- Includes heavy-duty carrying pouch with belt loop

PART NO	VENDOR PART NO	DESCRIPTION
87-TMINI12	TMINI12	Infrared Thermometer (Temp-Seeker)



87-TMINI12 (MINI12) Infrared Thermometer (Temp-Seeker)



- Temperature range -58 to 932°F
- 12:1 distance to spot ratio
- Includes laser pointer
- Includes plastic shell carrying case

PART NO	VENDOR PART NO	DESCRIPTION
52224A	52224A	Infrared Thermometer

POCKET THERMOMETERS



1246-02-1 Pocket Thermometer - Analog



- Temperature range 0 to 220°F
- 5 inch Stainless steel probe
- Includes protective sleeve with pocket clip and calibration wrench
- NSF®/ANSI Standard 2 Food Equipment Listed

PART NO	VENDOR PART NO	DESCRIPTION
1246-02-1	1246-02-1	Pocket Thermometer - Analog



87-TMAP (TMAP) Pocket Thermometer - Analog



- Temperature range 0 to 220°F
- 5 inch Stainless steel probe
- Includes protective sleeve with pocket clip

PART NO	VENDOR PART NO	DESCRIPTION
87-TMAP	TMAP	Pocket Thermometer - Analog



DPP400W-0-8 Pocket Thermometer - Digital



- Temperature range -40°F to 392°F
- 2-3/4 inch stainless steel probe
- Includes protective sleeve with pocket clip
- NSF/ANSI Standard 2 Food Equipment Listed
- Water resistant IPX-7, immersion 30 minutes at 1 meter

PART NO	VENDOR PART NO	DESCRIPTION
DPP400W-0-8	DPP400W-0-8	Pocket Thermometer - Digital



DT300-0-8 Pocket Thermometer - Digital



- Temperature range -40°F to 302°F
- 4-5/8 inch stainless steel probe
- Includes protective sleeve with pocket clip

PART NO	VENDOR PART NO	DESCRIPTION
DT300-0-8	DT300-0-8	Pocket Thermometer - Digital



TEMPERATURE MEASUREMENT TOOLS

POCKET THERMOMETERS



DFP450W-0-8 Pocket Thermometer – Digital



- Temperature range -40°F to 450°F with alarm
- 4-3/4 inches stainless steel probe
- NSF/ANSI Standard 2 Food Equipment Listed
- Includes protective sleeve with pocket clip
- Water resistant IPX-7, immersion 30 minutes at 1 meter

PART NO	VENDOR PART NO	DESCRIPTION
DFP450W-0-8	DFP450W-0-8	Pocket Thermometer - Digital



87-TMDP (TMDP) Pocket Thermometer – Digital



- Temperature range -58 to 302°F
- 5 inch stainless steel probe
- Includes protective sleeve with pocket clip

PART NO	VENDOR PART NO	DESCRIPTION
87-TMDP	TMDP	Pocket Thermometer - Digital



52223-A Pocket Thermometer – Digital



- Temperature range -58 to 302°F
- 5 inch stainless steel probe
- Includes protective sleeve with pocket clip

PART NO	VENDOR PART NO	DESCRIPTION
52223-A	52223-A	Pocket Thermometer - Digital



87-TM50 (TM50) Digital Thermometer (Temp-Seeker)



- Temperature range -58 to 500°F
- User selectable temperature alarm
- Countdown timer
- Min/Max memory
- 3-3/4 inch stainless steel probe with 4 foot cord

PART NO	VENDOR PART NO	DESCRIPTION
87-TM50	TM50	Digital Thermometer (Temp-Seeker)

PANEL THERMOMETERS & ACCESSORIES



6142-20-3 Panel Thermometer – Analog



- Temperature range -40°F to 60°F
- Nickel / Tin-plated bulb and capillary
- Stainless steel case with 2 inch dial

PART NO	VENDOR PART NO	DESCRIPTION
6142-20-3	6142-20-3	Panel Thermometer - Analog (Round)



DM120-0-3 Panel Thermometer – Digital



- Temperature Range -40°F to 120°F
- Battery powered
- 10 - 15 sec response time
- LCD display

PART NO	VENDOR PART NO	DESCRIPTION
DM120-0-3	DM120-0-3	Panel Thermometer - Digital (Round)



SP160-01-8 Panel Thermometer – Digital



- Temperature Range -58°F to 158°F
- Solar powered with battery back-up
- 10 - 15 sec response time
- LCD display

PART NO	VENDOR PART NO	DESCRIPTION
SP160-01-8	SP160-01-8	Panel Thermometer - Digital (Rectangular)

TOOLS & INSTRUMENTS



INSPECTION SCOPES & MIRRORS

TESTOVIEW FIBERSCOPIES



TestoView Fiberscopes



Powerful fiber optic scope allows examination of areas normally hidden from sight. Ideal for internal inspection of furnaces, ducts, A/C systems, interior structures, between walls and many other HVAC and industrial applications. Includes a comfortable grip handle for long term inspections, a convenient on/off light switch and an easily adjustable eyepiece.

- Spring lock flexible shaft holds shape
- Superior optics; 40 degree viewing angle; 0.4 inch and up viewing distance
- 25 hour battery life
- Bright white lighting with high/low beam

PART NO	VENDOR PART NO	DESCRIPTION
875011	400632 0319	TestoView Fiberscope - 18 in. (318-2)
875012	400632 0318	TestoView Fiberscope - 36 in. (318-1)



Magnetic Attachment for TestoView Fiberscopes



PART NO	VENDOR PART NO	DESCRIPTION
875017	400554 1321	Magnet for TestoView Fiberscope



Mirror Attachment for TestoView Fiberscopes



PART NO	VENDOR PART NO	DESCRIPTION
875016	400544 1320	Inspection Mirror for TestoView Fiberscope

INSPECTION MIRRORS



87-TLMIR1 (TLMIR1) Inspection Mirror



- 1-1/4 inch diameter mirror on telescoping handle 6-1/4 to 19-1/2 inches
- Ball joint swivel connection allows for 360 degree viewing
- Bright plated finish on handle and mirror backing
- Convenient "pen style" pocket clip on handle

PART NO	VENDOR PART NO	DESCRIPTION
87-TLMIR1	TLMIR1	Inspection Mirror



87-TLMIR2 (TLMIR2) Inspection Mirror



- 2-1/4 inch diameter mirror on telescoping handle 10 to 14 inches
- Ball joint swivel connection allows for 360 degree viewing
- Bright plated finish on handle and mirror backing

PART NO	VENDOR PART NO	DESCRIPTION
87-TLMIR2	TLMIR2	Inspection Mirror



87-TLMIR4 (TLMIR4) Inspection Mirror



- 2-1/8 x 3-1/2 inch mirror on telescoping handle 11-1/4 to 15-1/4 inches
- Ball joint swivel connection allows for 360 degree viewing
- Bright plated finish on handle and mirror backing

PART NO	VENDOR PART NO	DESCRIPTION
87-TLMIR4	TLMIR4	Inspection Mirror



87-TLMIR3 (TLMIR3) Inspection Mirror



- 1 x 2 inch mirror on telescoping handle 6-1/4 to 19-1/2 inches
- Ball joint swivel connection allows for 360 degree viewing
- Bright plated finish on handle and mirror backing
- Convenient "pen style" pocket clip on handle

PART NO	VENDOR PART NO	DESCRIPTION
87-TLMIR3	TLMIR3	Inspection Mirror



FIN TOOLS



87-TLFC1 (TLFC1) Fin Tool

Spring wire bristles adjust to all fin spacings.

cps[®]

PART NO	VENDOR PART NO	DESCRIPTION
87-TLFC1	TLFC1	Fin Comb Straightening Tool



87-TLFC6 (TLFC6) Fin Tool

Six sided fin comb for 6, 8, 10, 12, 14 and 15 fins per inch.

cps[®]

PART NO	VENDOR PART NO	DESCRIPTION
87-TLFC6	TLFC6	Fin Comb Straightening Tool

WRENCHES, PLIERS, SCREWDRIVES & HAND TOOLS

WRENCHES – REFRIGERATION SERVICE WRENCHES



87-68309 (68309) Refrigeration Service Wrench – Ratcheting



PART NO	VENDOR PART NO	HEX SOCKET SIZES (IN)	SQUARE SOCKET SIZES (IN)	TYPE	WRENCH CONFIG
87-68309	68309	—	3/16, 1/4, 1/2, 9/16	Reversible Ratchet	Flat



87-68310 (68310) Refrigeration Service Wrench – Ratcheting



PART NO	VENDOR PART NO	HEX SOCKET SIZES (IN)	SQUARE SOCKET SIZES (IN)	TYPE	WRENCH CONFIG
87-68310	68310	—	3/16, 1/4, 5/16, 3/8	Reversible Ratchet	Flat



87-TLSWL (TLSWL) Refrigeration Service Wrench – Ratcheting



PART NO	VENDOR PART NO	HEX SOCKET SIZES (IN)	SQUARE SOCKET SIZES (IN)	TYPE	WRENCH CONFIG
87-TLSWL	TLSWL	1/2, 9/16	3/16, 1/4	Reversible Ratchet	Flat



87-TLSWS (TLSWS) Refrigeration Service Wrench – Ratcheting



PART NO	VENDOR PART NO	HEX SOCKET SIZES (IN)	SQUARE SOCKET SIZES (IN)	TYPE	WRENCH CONFIG
87-TLSWS	TLSWS	—	3/16, 1/4, 5/16, 3/8	Reversible Ratchet	Flat



87-TLSWO (TLSWO) Refrigeration Service Wrench – Ratcheting



PART NO	VENDOR PART NO	HEX SOCKET SIZES (IN)	SQUARE SOCKET SIZES (IN)	TYPE	WRENCH CONFIG
87-TLSWO	TLSWO	—	3/16, 1/4, 5/16, 3/8	Reversible Ratchet	Offset Socket Heads



70082 Refrigeration Service Wrench – Ratcheting



PART NO	VENDOR PART NO	HEX SOCKET SIZES (IN)	SQUARE SOCKET SIZES (IN)	TYPE	WRENCH CONFIG
70082	70082	—	1/4, 3/8, 3/16 and 5/16	Reversible Ratchet	Flat



WRENCHES, PLIERS, SCREWDRIVES & HAND TOOLS

WRENCHES – ADJUSTABLE WRENCHES (CRESCENT-STYLE)



Adjustable Wrenches – Standard Capacity



- Precision-machine jaws are individually selected and assembled by hand for smooth operation
- Knurl turns smoothly for easy operation
- Forged heat-treated alloy steel for maximum strength and light weight
- High polish chrome finish

PART NO	VENDOR PART NO	OVERALL LENGTH (IN)	MAX JAW CAPACITY (IN)
87-D500-18	D500-18	18-1/4	2-1/16



Adjustable Wrenches – Extra Capacity



- Precision-machine jaws are individually selected and assembled by hand for smooth operation
- Knurl turns smoothly for easy operation
- Forged heat-treated alloy steel for maximum strength and light weight
- High polish chrome finish

PART NO	VENDOR PART NO	OVERALL LENGTH (IN)	MAX JAW CAPACITY (IN)
87-D507-6	D507-6	6-3/8	15/16
87-D507-8	D507-8	8-3/8	1-1/8
87-D507-10	D507-10	10-3/8	1-5/16
87-D507-12	D507-12	12-3/8	1-1/2

PLIERS – CHANNEL-LOCK PLIERS (PUMP PLIERS)



Channel-Lock Pliers



- Secure tongue and groove design for non-slip grip – even with heavy pressure
- Wide range of versatile jaw positions

PART NO	VENDOR PART NO	OVERALL LENGTH (IN)	MAX JAW CAPACITY (IN)	HANDLE FINISH	HANDLE COLOR
87-D502-6	D502-6	6-1/2	7/8	Plastic-dipped	Yellow
87-D502-10	D502-10	10	1-3/4	Plastic-dipped	Yellow
87-D502-12	D502-12	12-1/4	2-3/8	Plastic-dipped	Yellow



Channel-Lock Pliers (Journeyman)



- Secure tongue and groove design for non-slip grip – even with heavy pressure
- Wide range of versatile jaw positions
- Tension-loaded joint to reduce handle wobble for sure gripping
- Induction-hardened jaws for long life

PART NO	VENDOR PART NO	OVERALL LENGTH (IN)	MAX JAW CAPACITY (IN)	HANDLE FINISH	HANDLE COLOR
87-J502-10	J502-10	10-1/4	1-3/4	Journeyman	Yellow/Black

PLIERS – SLIP-JOINT PLIERS



Slip-Joint Pliers



- Shear-type cutter for precision wire cutting
- Two versatile jaw positions
- Serrated jaws provide sure-gripping power
- Nickel-chrome plated for long life
- Knurled handles for greater leverage

PART NO	VENDOR PART NO	OVERALL LENGTH (IN)	JAW LENGTH (IN)	JAW WIDTH (IN)	HANDLE FINISH	HANDLE COLOR
87-D511-6	D511-6	6-9/16	1-3/16	1-3/16	Plastic-dipped	Turquoise Blue



Slip-Joint Pliers – Hose Clamp



- Quickly installs and removes spring-tension hose clamps
- Grips with either end or side of jaws for work in confined areas
- Nickel-chrome plated for long life

PART NO	VENDOR PART NO	OVERALL LENGTH (IN)	JAW LENGTH (IN)	JAW WIDTH (IN)	HANDLE FINISH	HANDLE COLOR
87-D514-8	D514-8	8-1/16	1-3/8	1-1/4	Plastic-dipped	Turquoise Blue



WRENCHES, PLIERS, SCREWDRIVES & HAND TOOLS

PLIERS – SIDE-CUTTING PLIERS



Side-Cutting Pliers – High-Leverage



- Induction-hardened cutting knives for long life
- High-leverage design. Rivet is closer to the cutting edge for 46% greater cutting and gripping power than other plier designs
- Streamlined design with sure-gripping, cross-hatched knurled jaws

PART NO	VENDOR PART NO	OVERALL LENGTH (IN)	JAW LENGTH (IN)	HANDLE FINISH	HANDLE COLOR
87-D213-8NE	D213-8NE	8-11/16	1-7/16	Plastic-dipped	Dark Blue
87-D213-9NE	D213-9NE	9-3/8	1-19/32	Plastic-dipped	Dark Blue



Side-Cutting Pliers – High-Leverage – Heavy-Duty



- Induction-hardened cutting knives for long life
- Cuts ACSR, screws, nails and most hardened wire
- High-leverage design. Rivet is closer to the cutting edge for 46% greater cutting and gripping power than other plier designs
- Streamlined design with sure-gripping, cross-hatched knurled jaws
- Features combination polished and black-oxide finish

PART NO	VENDOR PART NO	OVERALL LENGTH (IN)	JAW LENGTH (IN)	HANDLE FINISH	HANDLE COLOR
87-D2000-9NE	D2000-9NE	9-3/8	1-19/32	Plastic-dipped	Royal Blue



Side-Cutting Pliers – High-Leverage – Heavy-Duty (Journeyman)



PART NO	VENDOR PART NO	OVERALL LENGTH (IN)	JAW LENGTH (IN)	HANDLE FINISH	HANDLE COLOR
87-J2000-9NE	J2000-9NE	9-1/2	1-19/32	Journeyman	Light Blue/Black



Side-Cutting Pliers – High-Leverage/Connector Crimping



- Induction-hardened cutting knives for long life
- Crimping die behind hinge for superior leverage crimping non-insulated connectors, lugs and terminals
- High-leverage design; rivet is closer to the cutting edge for 46% greater cutting and gripping power than other plier designs
- Streamlined design with rounded nose and sure-gripping, cross-hatched knurled jaws

PART NO	VENDOR PART NO	OVERALL LENGTH (IN)	JAW LENGTH (IN)	HANDLE FINISH	HANDLE COLOR
87-D213-9NE-CR	D213-9NE-CR	9-3/8	1-19/32	Plastic-dipped	Yellow

PLIERS – DIAGONAL-CUTTING PLIERS

Diagonal-Cutting Pliers – High-Leverage



- Induction hardened knives for long life
- High-leverage design; rivet is closer to the cutting edge for 36% greater cutting power than other plier designs

PART NO	VENDOR PART NO	OVERALL LENGTH (IN)	JAW LENGTH (IN)	JAW WIDTH (IN)	HANDLE FINISH	HANDLE COLOR
87-D228-7	D228-7	7-1/8	13/16	1-3/16	Plastic-dipped	Red



Diagonal-Cutting Pliers – High-Leverage – Heavy-Duty (Journeyman)



- Induction-hardened knives for long life
- High-leverage design; rivet is closer to the cutting edge for 36% greater cutting and gripping power than other plier designs
- Short jaws and beveled cutting edges permit close cutting of wire

PART NO	VENDOR PART NO	OVERALL LENGTH (IN)	JAW LENGTH (IN)	JAW WIDTH (IN)	HANDLE FINISH	HANDLE COLOR
87-J2000-28	J2000-28	8-1/8	13/16	1-3/16	Journeyman	Light Blue/Black



WRENCHES, PLIERS, SCREWDRIVES & HAND TOOLS

PLIERS – DIAGONAL-CUTTING PLIERS



Diagonal-Cutting Pliers – High-Leverage – Angled Head

Angled head design for easy work in confined spaces.



PART NO	VENDOR PART NO	OVERALL LENGTH (IN)	JAW LENGTH (IN)	JAW WIDTH (IN)	HANDLE FINISH	HANDLE COLOR
87-D248-8	D248-8	8-1/16	13/16	1-3/16	Plastic-dipped	Red



Diagonal-Cutting Pliers – High-Leverage – Angled Head – Heavy-Duty



PART NO	VENDOR PART NO	OVERALL LENGTH (IN)	JAW LENGTH (IN)	JAW WIDTH (IN)	HANDLE FINISH	HANDLE COLOR
87-D2000-48	D2000-48	8-1/16	13/16	1-3/16	Plastic-dipped	Royal Blue



Diagonal-Cutting Pliers – High-Leverage – Angled Head – Heavy-Duty (Journeyman)



PART NO	VENDOR PART NO	OVERALL LENGTH (IN)	JAW LENGTH (IN)	JAW WIDTH (IN)	HANDLE FINISH	HANDLE COLOR
87-J2000-48	J2000-48	8-1/8	13/16	1-3/16	Journeyman	Light Blue/Black



Diagonal-Cutting Pliers – Tapered Nose

Easy working in confined spaces.



PART NO	VENDOR PART NO	OVERALL LENGTH (IN)	JAW LENGTH (IN)	JAW WIDTH (IN)	HANDLE FINISH	HANDLE COLOR
87-D202-6	D202-6	6-1/8	13/16	11/16	Plastic-dipped	Red




Diagonal-Cutting Pliers – Tapered Nose – Heavy Duty



PART NO	VENDOR PART NO	OVERALL LENGTH (IN)	JAW LENGTH (IN)	JAW WIDTH (IN)	HANDLE FINISH	HANDLE COLOR
87-D220-7	D220-7	7-11/16	1	31/32	Plastic-dipped	Red

PLIERS – NEEDLE-NOSE (LONG-NOSE) PLIERS



Needle-Nose Pliers – Midget Slim-Nose

- Lightweight slim-nose pliers for precision subminiature assembly work
- Knurled jaws for sure-wrapping and looping
- Curved handles provide greater tool control



PART NO	VENDOR PART NO	OVERALL LENGTH (IN)	MAX JAW CAPACITY (IN)	HANDLE FINISH	HANDLE COLOR
87-D321-41/2C	D321-41/2C	4-13/16	1-1/16	Plastic-dipped	Royal Blue



Needle-Nose Pliers – Long Reach

- Knurled jaws for sure wrapping and looping
- Extended handles provide added reach and leverage



PART NO	VENDOR PART NO	OVERALL LENGTH (IN)	MAX JAW CAPACITY (IN)	HANDLE FINISH	HANDLE COLOR
87-D314-8	D314-8	8-1/8	1-15/16	Plastic-dipped	Yellow



Needle-Nose Pliers – Side-Cutting

- Induction-hardened long-lasting cutting knives
- Knurled jaws for sure wrapping and looping
- Curved handles provide greater tool control



PART NO	VENDOR PART NO	OVERALL LENGTH (IN)	MAX JAW CAPACITY (IN)	HANDLE FINISH	HANDLE COLOR
87-D203-6	D203-6	6-5/8	1-7/8	Plastic-dipped	Yellow
87-D203-7	D203-7	7-3/16	2-7/16	Plastic-dipped	Yellow



WRENCHES, PLIERS, SCREWDRIVES & HAND TOOLS

PLIERS – NEEDLE-NOSE (LONG-NOSE) PLIERS



Needle-Nose Pliers – Side-Cutting (Journeyman)

- Induction-hardened long-lasting cutting knives
- Knurled jaws for sure-wrapping and looping



PART NO	VENDOR PART NO	OVERALL LENGTH (IN)	MAX JAW CAPACITY (IN)	HANDLE FINISH	HANDLE COLOR
87-J203-6	J203-6	6-3/4	1-7/8	Journeyman	Yellow/Black



Needle-Nose Pliers – Side-Cutting/Wire Stripping – Heavy-Duty

- Cleanly strips 12 AWG wire
- Heavier design for greater cutting power
- Induction-hardened long-lasting cutting knives
- Knurled jaws for sure-wrapping and looping



PART NO	VENDOR PART NO	OVERALL LENGTH (IN)	MAX JAW CAPACITY (IN)	HANDLE FINISH	HANDLE COLOR
87-D203-8N	D203-8N	8-7/16	2-5/16	Plastic-dipped	Yellow



Needle-Nose Pliers – Side-Cutting/Wire Stripping/Wire Crimping – Heavy-Duty

- Cleanly strips 12 AWG wire; crimps connectors, lugs and terminals
- Heavier design for greater cutting power
- Induction-hardened long-lasting cutting knives
- Knurled jaws for sure-wrapping and looping



PART NO	VENDOR PART NO	OVERALL LENGTH (IN)	MAX JAW CAPACITY (IN)	HANDLE FINISH	HANDLE COLOR
87-D203-8N	D203-8N	8-7/16	2-5/16	Plastic-dipped	Yellow



Insulated Needle-Nose Pliers – Side-Cutting – Heavy Duty

- Insulated handles rated up to 1000V
- Individually tested to exceed standards
- Extended handles provide added reach and leverage
- Induction-hardened cutting knives for long life
- Heavier design for easier, more comfortable cutting



PART NO	VENDOR PART NO	OVERALL LENGTH (IN)	MAX JAW CAPACITY (IN)	HANDLE FINISH	HANDLE COLOR
87-D203-8-INS	D203-8-INS	8-7/8	2-5/16	Insulated	Orange

HEX KEYS – FOLDING HEX-KEY SETS

Folding Hex-Key Sets

Hex ends are square-cut for a secure full-depth fit and maximum contact with the hex socket to prevent slippage and stripping of the socket.



PART NO	VENDOR PART NO	DESCRIPTION
87-70579	70579	3/16, 7/32, 1/4, 5/16, 3/8
87-70581	70581	0.050, 1/16, 5/64, 3/32, 7/64, 1/8, 9/64, 5/32
87-70591	70591	5/64, 3/32, 7/64, 1/8, 9/64, 5/32, 3/16, 7/32, 1/4



Folding Hex-Key Sets (Grip-It)

- Grip-It® handle provides sturdy comfortable grip to maximize torque
- Hex ends are square-cut for a secure full-depth fit and maximum contact with the hex socket to prevent slippage and stripping of the socket



PART NO	VENDOR PART NO	DESCRIPTION
87-70570	70570	3/16, 7/32, 1/4, 5/16, 3/8
87-70574	70574	5/64, 3/32, 7/64, 1/8, 9/64, 5/32, 3/16, 7/32, 1/4
87-70575	70575	0.050, 1/16, 5/64, 3/32, 7/64, 1/8, 9/64, 5/32, 3/16





WRENCHES, PLIERS, SCREWDRIVES & HAND TOOLS

HEX KEYS – L-STYLE HEX-KEY SETS



L-Style Hex-Key Caddy Sets (Square-Cut)



- L-style hex keys in convenient caddy sets
- Caddy contains a unique locking feature and marked slots for each key
- Hex ends are square-cut for a secure full-depth fit and maximum contact with the hex socket to prevent slippage and stripping of the socket

PART NO	VENDOR PART NO	DESCRIPTION
87-LLK12	LLK12	.050, 1/16, 5/64, 3/32, 7/64, 1/8, 9/64, 5/32, 3/16, 7/32, 1/4, 5/16



L-Style Hex-Key Caddy Sets (Ball Ends)



Ball-end works on angles up to 30 degrees.

PART NO	VENDOR PART NO	DESCRIPTION
87-BLK12	BLK12	0.050, 1/16, 5/64, 3/32, 7/64, 1/8, 9/64, 5/32, 3/16, 7/32, 1/4, 5/16

HEX KEYS – T-HANDLE HEX-KEY SETS



T-Handle Hex-Key Sets with Stand



Furnished complete with a rugged metal stand for convenient hanging, storage on bench or wall.

PART NO	VENDOR PART NO	DESCRIPTION
87-70153	70153	3/32, 7/64, 1/8, 9/64, 5/32, 3/16, 7/32, 1/4, 5/16, 3/8

SCREWDRIVERS – CUSHION-GRIP SCREWDRIVERS

- Cushion-Grip handle allows for greater torque and comfort
- Integral flanges inside handle provide solid twist-resistant blade anchor
- Special heat-treated shafts
- Patented Tip-Ident® quickly identifies the type of screwdriver and tip



Cushion-Grip Cabinet-Tip Screwdrivers – Round-Shanks



Narrow cabinet tip permits blade access where space is limited.

PART NO	VENDOR PART NO	OVERALL LENGTH (IN)	BLADE/SHANK LENGTH (IN)	SHANK STYLE	TIP DESCRIPTION	TIP WIDTH (IN)
87-601-3	601-3	6-3/4	3	Round	Cabinet	3/16
87-601-4	601-4	7-3/4	4	Round	Cabinet	3/16
87-601-6	601-6	9-3/4	6	Round	Cabinet	3/16
87-601-8	601-8	11-3/4	8	Round	Cabinet	3/16



Cushion-Grip Cabinet-Tip Screwdrivers – Heavy-Duty Round-Shanks



Narrow cabinet tip permits blade access where space is limited.

PART NO	VENDOR PART NO	OVERALL LENGTH (IN)	BLADE/SHANK LENGTH (IN)	SHANK STYLE	TIP DESCRIPTION	TIP WIDTH (IN)
87-605-4	605-4	8-11/32	4	Round	Cabinet	1/4
87-605-6	605-6	10-11/32	6	Round	Cabinet	1/4
87-605-8	605-8	12-11/32	8	Round	Cabinet	1/4



WRENCHES, PLIERS, SCREWDRIVES & HAND TOOLS

SCREWDRIVERS – CUSHION-GRIP SCREWDRIVERS



Cushion-Grip Keystone-Tip Screwdrivers – Heavy-Duty Round-Shanks



Hex bolster reinforces shank for hard use and allows wrench-assisted turning.

PART NO	VENDOR PART NO	OVERALL LENGTH (IN)	BLADE/SHANK LENGTH (IN)	SHANK STYLE	TIP DESCRIPTION	TIP WIDTH (IN)
87-602-4	602-4	8-11/32	4	—	—	1/4
87-602-6	602-6	10-5/16	6	—	—	5/16
87-602-8	602-8	13-7/16	8	—	—	3/8



Cushion-Grip Keystone-Tip Screwdrivers – Heavy-Duty Square-Shanks



- Heavy-duty square shank for wrench-assisted turning
- Bolster reinforces shank for hard use
- Designed for the most demanding uses

PART NO	VENDOR PART NO	OVERALL LENGTH (IN)	BLADE/SHANK LENGTH (IN)	SHANK STYLE	TIP DESCRIPTION	TIP WIDTH (IN)
87-600-4	600-4	8-11/32	4	Square	Keystone	1/4
87-600-6	600-6	10-15/16	6	Square	Keystone	5/16
87-600-8	600-8	13-7/16	8	Square	Keystone	3/8



Cushion-Grip Profilated Phillips-Tip Screwdrivers – Round-Shanks



- Tips are precision-machined to provide a more consistent geometric symmetry than conventional Phillips-tip screwdrivers
- Provides accurate fit and torque without slippage

PART NO	VENDOR PART NO	OVERALL LENGTH (IN)	BLADE/SHANK LENGTH (IN)	SHANK STYLE	TIP DESCRIPTION	PHILLIPS SIZE
87-603-1	603-1	3-7/16	1-1/2	Round	Phillips - Profilated	#2
87-603-4	603-4	8-5/16	4	Round	Phillips - Profilated	#2

SCREWDRIVERS – CUSHION-GRIP SCREWDRIVER SETS



2-Piece Cushion-Grip Stubby Screwdriver Set



PART NO	VENDOR PART NO	OVERALL LENGTH (IN)	BLADE LENGTH (IN)	TIP STYLE	TIP WIDTH	SHANK STYLE
87-85071	85071	3-7/16	1-1/2	Keystone	1/4 in.	Round
		3-7/16	1-1/2	Phillips	#2	Round



7-Piece Cushion-Grip Screwdriver Set



PART NO	VENDOR PART NO	OVERALL LENGTH (IN)	BLADE LENGTH (IN)	TIP STYLE	TIP WIDTH	SHANK STYLE
87-85076	85076	8-11/32	4	Keystone	1/4	Square
		10-15/16	6	Keystone	5/16	Round
		6-3/4	3	Cabinet	3/16	Round
		9-3/4	6	Cabinet	3/16	Round
		8-11/32	4	Cabinet	1/4	Round
		6-3/4	3	Phillips	#1	Round
		8-5/16	4	Phillips	#2	Round



WRENCHES, PLIERS, SCREWDRIVES & HAND TOOLS

SCREWDRIVERS – PLASTIC HANDLE SCREWDRIVERS

- Tough amber plastic handle
- Integral flanges inside handle provide solid twist-resistant shaft anchor



Plastic-Handle Cabinet-Tip Screwdrivers – Round-Shanks



- Small-diameter shank for use in recessed holes or tight places
- Well-suited for electrical and telecommunications work

PART NO	VENDOR PART NO	OVERALL LENGTH (IN)	BLADE/SHANK LENGTH (IN)	SHANK STYLE	TIP DESCRIPTION	TIP WIDTH (IN)
87-A216-6	A216-6	9	6	Round	Cabinet	1/8
87-A3166	A316-6	9-5/8	6	Round	Cabinet	3/16



Plastic-Handle Keystone-Tip Screwdrivers – Round-Shanks



- Oversized handle is 35% larger than comparable screwdriver handles
- Delivers up to 50% extra power to perform tough jobs with minimum effort

PART NO	VENDOR PART NO	OVERALL LENGTH (IN)	BLADE/SHANK LENGTH (IN)	SHANK STYLE	TIP DESCRIPTION	TIP WIDTH (IN)
87-BD144	BD144	8-1/2	4	Round	Keystone	1/4



Plastic-Handle Keystone-Tip Screwdrivers – Square-Shanks



- Oversized handle is 35% larger than comparable screwdriver handles
- Delivers up to 50% extra power to perform tough jobs with minimum effort
- Square shank for wrench-assisted turning

PART NO	VENDOR PART NO	OVERALL LENGTH (IN)	BLADE/SHANK LENGTH (IN)	SHANK STYLE	TIP DESCRIPTION	TIP WIDTH (IN)
87-BD286	BD286	10-1/2	6	Square	Keystone	1/4



Plastic-Handle Profilated Phillips-Tip Screwdrivers – Round-Shanks



PART NO	VENDOR PART NO	OVERALL LENGTH (IN)	BLADE/SHANK LENGTH (IN)	SHANK STYLE	TIP DESCRIPTION	TIP WIDTH (IN)
87-BD122	BD122	8-1/2	4	Round	Phillips	#2



Plastic-Handle Cabinet-Tip Screwdrivers – Pocket-Clip



Includes convenient pocket clip.

PART NO	VENDOR PART NO	OVERALL LENGTH (IN)	BLADE/SHANK LENGTH (IN)	SHANK STYLE	TIP DESCRIPTION	TIP WIDTH (IN)
87-A130-3	A130-3	4-7/8	3	Round	Cabinet	1/8
87-A116-3	A116-3	5-7/16	3	Round	Cabinet	3/32

SCREWDRIVERS – SCREW-HOLDING SCREWDRIVERS



Slotted Screw-Holding Screwdrivers



- Split-blade screw-holding driver wedges into screw slot
- Positive gripping action holds, starts, and drives slotted screws in awkward, hard to reach places
- Not designed for torquing or tightening
- Blade thickness of 0.043 inches expanding to 0.085 inches

PART NO	VENDOR PART NO	OVERALL LENGTH (IN)	BLADE/SHANK LENGTH (IN)	SHANK STYLE	TIP DESCRIPTION	TIP WIDTH (IN)
87-K38	K38	11-3/4	8	—	Slotted - Screw Holding	1/4



Phillips-Tip Screw-Holding Screwdrivers



- Blade separates to hold the fastener
- Not designed for torquing or tightening
- Positive gripping action holds and starts Phillips screws in awkward, hard to reach places

PART NO	VENDOR PART NO	OVERALL LENGTH (IN)	BLADE/SHANK LENGTH (IN)	SHANK STYLE	TIP DESCRIPTION	TIP WIDTH (IN)
87-K16	K16	7	—	—	Phillips - Screw Holding	All



WRENCHES, PLIERS, SCREWDRIVES & HAND TOOLS

SCREWDRIVERS – SPECIALTY SCREWDRIVERS



10-in-1 Screwdriver/Nut Driver

Includes two nut drivers (1/4 and 5/16 inch); two Phillips-tip (#1 and #2); two TORX bits (#10 and #15) and two square-recess bits (#1 and #2).



PART NO	VENDOR PART NO	DESCRIPTION
87-32477	32477	10-in-1 Screwdriver/Nut Driver



5-in-1 Screwdriver/Nut Driver

Includes 5/16 inch nut driver; two Phillips-tip (#1 and #2); two standard-tips (3/16 and 9/32)



PART NO	VENDOR PART NO	DESCRIPTION
87-32476	32476	5-in-1 Screwdriver/Nut Driver



4-in-1 Screwdriver/Nut Driver

Includes standard-tips (3/16 and 9/32 inch) and two Phillips-tips (#1 and #2).



PART NO	VENDOR PART NO	DESCRIPTION
87-32460	32460	4-in-1 Screwdriver



Auto-Loading Screwdriver

- Patented auto-loading bit design
 - Pull handle back to move bit to storage chamber
 - Rotate handle to select bit
 - Push handle forward to load bit
- Standard 1/4 inch hex drive; includes six replaceable industrial grade bits; three standard-tip screwdriver bits; two Phillips-tip bits; and one valve core removal tip
- Magnetic head holds fastener in place



PART NO	VENDOR PART NO	DESCRIPTION
87-TLSD1	TLSD1	Auto-Loading Screwdriver

NUT DRIVERS – CUSHION-GRIP NUT DRIVERS

- Cushion-Grip handle allows for greater torque and comfort
- Patented Tip-Ident® quickly identifies nut driver and size



Cushion-Grip Nut Drivers – 3 Inch Shanks



PART NO	VENDOR PART NO	OVERALL LENGTH (IN)	BLADE/SHANK LENGTH (IN)	HEX SIZE (IN)
87-630-1/4	630-1/4	6-3/4	3	1/4
87-630-5/16	630-5/16	6-3/4	3	5/16
87-630-3/8	630-3/8	6-3/4	3	3/8
87-630-7/16	630-7/16	7-5/16	3	7/16



Cushion-Grip Nut Drivers – 6 Inch Shanks



PART NO	VENDOR PART NO	OVERALL LENGTH (IN)	BLADE/SHANK LENGTH (IN)	HEX SIZE (IN)
87-646-1/4	646-1/4	9-3/4	6	1/4
87-646-5/16	646-5/16	9-3/4	6	5/16
87-646-3/8	646-3/8	9-3/4	6	3/8
87-646-1/2	646-1/2	10-5/16	6	1/2



Cushion-Grip Magnetic Long Nut Drivers – 18 Inch Shanks



PART NO	VENDOR PART NO	OVERALL LENGTH (IN)	BLADE/SHANK LENGTH (IN)	HEX SIZE (IN)
87-618-1/4M	618-1/4M	21-3/4	18	1/4
87-618-5/16	618-5/16M	21-3/4	18	5/16



WRENCHES, PLIERS, SCREWDRIVES & HAND TOOLS

NUT DRIVERS – PLASTIC-HANDLE NUT DRIVERS



Plastic-Handle Stubby Nut Drivers – 1-1/4 Inch Shanks



PART NO	VENDOR PART NO	OVERALL LENGTH (IN)	BLADE/SHANK LENGTH (IN)	HEX SIZE (IN)
87-SS8-1/4	SS8	3-3/4	1-1/4	1/4
87-SS10-5/16	SS10	3-3/4	1-1/4	5/16
87-SS12-3/8	SS12	3-3/4	1-1/4	3/8



Plastic-Handle Nut Drivers – 3 Inch Shanks



PART NO	VENDOR PART NO	OVERALL LENGTH (IN)	BLADE/SHANK LENGTH (IN)	HEX SIZE (IN)
87-S8-1/4	S8	6-5/8	3	1/4
87-S10-5/16	S10	6-5/8	3	5/16
87-S12-3/8	S12	6-5/8	3	3/8
87-S14-7/16	S14	7	3	7/16
87-S11-11/32	S11	6-5/8	3	11/32



Plastic-Handle Nut Drivers – 6 Inch Shanks



PART NO	VENDOR PART NO	OVERALL LENGTH (IN)	BLADE/SHANK LENGTH (IN)	HEX SIZE (IN)
87-S86-1/4	S86	9-5/8	6	1/4
87-S106-5/16	S106	9-5/8	6	5/16
87-S126-3/8	S126	9-5/8	6	3/8
87-S116-11/32	S116	9-5/8	6	11/32



Plastic-Handle Long Nut Drivers – 18 Inch Shanks



PART NO	VENDOR PART NO	OVERALL LENGTH (IN)	BLADE/SHANK LENGTH (IN)	HEX SIZE (IN)
87-S818M	S818M	21-5/8	18	1/4
87-S1018M	S1018M	21-5/8	18	5/16



Plastic-Handle Magnetic Nut Drivers – 3 Inch Shanks



PART NO	VENDOR PART NO	OVERALL LENGTH (IN)	BLADE/SHANK LENGTH (IN)	HEX SIZE (IN)
87-S8M-1/4	S8M	6-5/8	3	1/4
87-S10M-5/16	S10M	6-5/8	3	5/16



Plastic-Handle Magnetic Nut Drivers – 6 Inch Shanks



PART NO	VENDOR PART NO	OVERALL LENGTH (IN)	BLADE/SHANK LENGTH (IN)	HEX SIZE (IN)
87-S86M-1/4	S86M	9-5/8	6	1/4
87-S106M-5/16	S106M	9-5/8	6	5/16

NUT DRIVERS – NUT DRIVER SETS



7-Piece Plastic-Handle Nut Driver Set – 3 Inch Shanks



- Set contains seven hollow-shaft nut drivers in the most popular hex sizes
- Convenient vinyl pouch hangs up, rolls up

PART NO	VENDOR PART NO	INCLUDES SIZES (IN)
87-K7	K7	3/16, 1/4, 5/16, 11/32, 3/8, 7/16, 1/2



WRENCHES, PLIERS, SCREWDRIVES & HAND TOOLS

NUT DRIVERS – NUT DRIVER SETS



7-Piece Cushion-Grip Nut Driver Set – 3 Inch Shanks



- Cushion-Grip handle allows for greater torque and comfort
- General-purpose selection of the most frequently used nut drivers with 3 inch shanks
- Patented Tip-Ident® quickly identifies nut driver and size
- Includes reusable plastic container

PART NO	VENDOR PART NO	INCLUDES SIZES (IN)
87-631S	631	3/16, 1/4, 5/16, 11/32, 3/8, 7/16, 1/2



7-Piece Cushion-Grip Nut Driver Set – 6 Inch Shanks



- Cushion-Grip handle allows for greater torque and comfort
- General-purpose selection of the most frequently used nut drivers with 3 inch shanks
- Patented Tip-Ident® quickly identifies nut driver and size
- Includes reusable plastic container

PART NO	VENDOR PART NO	INCLUDES SIZES (IN)
87-647L	647	3/16, 1/4, 5/16, 11/32, 3/8, 7/16, 1/2



2-Piece Cushion-Grip Magnetic Nut Driver Set – 1-1/2 Inch Shanks



Rare earth magnetic tip.

PART NO	VENDOR PART NO	INCLUDES SIZES (IN)
87-610M	610M	1/4, 5/16



2-Piece Cushion-Grip Magnetic Nut Driver Set – 3 Inch Shanks



Rare earth magnetic tip.

PART NO	VENDOR PART NO	INCLUDES SIZES (IN)
87-630M	630M	—



2-Piece Cushion-Grip Magnetic Nut Driver Set – 6 Inch Shanks



Rare earth magnetic tip.

PART NO	VENDOR PART NO	INCLUDES SIZES (IN)
87-646M	646M	1/4, 5/16

TAPPING TOOLS AND AWLS



Six-in-One Tapping Tool



- Two high-carbon steel taps are secured in reversible holder
- Quickly forms new threads, reforms burred threads and cleans out plaster obstructions
- Taps sizes 6-32, 8-32, 10-32, 10-24, 12-24 and 1/4-20
- Each tap size rethreads to next larger size if threads are stripped

PART NO	VENDOR PART NO	DESCRIPTION
87-627-20	627-20	Tapping Tool - Six In One



WRENCHES, PLIERS, SCREWDRIVES & HAND TOOLS

TAPPING TOOLS AND AWLS



Cushion-Grip Scratch Awl



- Professional heavy-duty hard-pointed awl
- Scribes metal, starts screw holes, performs a variety of piercing and punching jobs
- Rigid, chrome-plated, heat-treated, tempered-steel shank has full reinforcing bolster at handle for extra strength and for handle impact reinforcement
- Internal flanges provide solid shank anchor
- Cushion-Grip handle allows for greater comfort

PART NO	VENDOR PART NO	DESCRIPTION
87-650	650	Scratch Awl - Cushion Grip



Beverage Tool



- Suitable for users from the apprentice to the demanding professional
- Cushion-Grip handle resists slippage and provides the comfort needed for frequent use
- Bottle cap Tip-Ident® allows for quick identification in tool pouches or crowded drawers
- Professionally designed and rigorously tested by an expert team to handle both foreign and domestic applications
- High-quality stainless steel construction

PART NO	VENDOR PART NO	DESCRIPTION
87-98002BT	98002BT	Beverage Tool



Riveting Hammer



High-carbon steel round head is forged and hardened; flat striking surface with rounded cross peen; straight-grain American hickory handle is stained and lacquered.

PART NO	VENDOR PART NO	DESCRIPTION
821-12	821-12	Riveting Hammer (12 oz.)

WIRE STRIPPERS, CRIMPERS & CUTTING TOOLS



87-K1412 (K1412) Wire Strippers/Cutters



- Quickly removes outer jacket of Type NM-B nonmetallic-sheathed cable
- Narrow nose fits into tight places
- Stripping holes easily remove insulation
- Precision shear-type blades for square, clean cuts on solid copper wire

PART NO	VENDOR PART NO	OVERALL LENGTH (IN)	STRIPS (AWG)	CABLE SHEARING - NM CABLE	SCREW/BOLT SHEARING SIZE
87-K1412	K1412	7-7/10	12-14	12/2, 14/2	6-32, 8-32



87-11045 (11045) & Wire Strippers/Cutters



- Compact lightweight wire-stripping and cutting tool
- Narrow nose fits into tight places
- Spring-loaded for self-opening action
- Wire looping and bending holes
- Hardened steel with precision ground stripping holes
- Do not use for cutting steel wire or bolts

PART NO	VENDOR PART NO	OVERALL LENGTH (IN)	STRIPS (AWG)	CABLE SHEARING - NM CABLE	SCREW/BOLT SHEARING SIZE
87-11045	11045	6-1/4	10-18 (solid)	—	—



87-11049 (11049) Wire Strippers/Cutters



- Compact lightweight wire-stripping and cutting tool
- Narrow nose fits into tight places
- Spring-loaded for self-opening action
- Wire looping and bending holes
- Hardened steel with precision ground stripping holes
- Do not use for cutting steel wire or bolts

PART NO	VENDOR PART NO	OVERALL LENGTH (IN)	STRIPS (AWG)	CABLE SHEARING - NM CABLE	SCREW/BOLT SHEARING SIZE
87-11049	11049	6-1/4	8-18 (stranded)	—	—



WIRE STRIPPERS, CRIMPERS & CUTTING TOOLS



87-11055 (11055) Wire Strippers/Cutters



- Curved handles help reach into confined areas
- Spring-loaded for self-opening action
- Strong gripping serrated nose for easy bending, shaping and pulling of wire
- Handy closure lock for convenient storage
- Precision shear-type blades for clean cuts on solid and stranded copper wire

PART NO	VENDOR PART NO	OVERALL LENGTH (IN)	STRIPS (AWG)	SCREW/BOLT SHEARING SIZE
87-11055	11055	7-1/8	10-18 (solid), 12-20 (stranded)	6-32, 8-32



87-11057 (11057) Wire Strippers/Cutters



- Curved handles help reach into confined areas
- Spring-loaded for self-opening action
- Strong gripping serrated nose for easy bending, shaping and pulling of wire
- Handy closure lock for convenient storage
- Precision shear-type blades for clean cuts on solid and stranded copper wire

PART NO	VENDOR PART NO	OVERALL LENGTH (IN)	STRIPS (AWG)	SCREW/BOLT SHEARING SIZE
87-11057	11057	7-1/8	20-30 (solid), 22-32 (stranded)	6-32, 8-32




87-1011 (1011) Wire Strippers/Cutters



- Scissors action of 1/2 inch wide cutter makes clean cuts with little effort
- Spring-loaded for self-opening action
- Serrated nose jaws to bend, shape or pull wire; holes for looping wire ends

PART NO	VENDOR PART NO	OVERALL LENGTH (IN)	CUTS (AWG)	STRIPS (AWG)
87-1011	1011	6-1/8	10-20	10-20



87-1001 (1001) Multi-Purpose Electrician's Tool



- Crimps, cuts and strips; cleanly shears bolts
- Two wire cutters; one at tip the other halfway back near stripping holes-double the utility of this tool
- Pivot nut adjusts tension
- Left and right-hand holes near tip for looping wire ends
- Wire cutter in nose and below pivot
- Crimping dies color-coded for easy identification

PART NO	VENDOR PART NO	OVERALL LENGTH (IN)	STRIPS (AWG)	CRIMPS INSULATED (AWG)	CRIMPS NON-INSULATED (AWG)	SCREW/BOLT SHEARING SIZE
87-1001	1001	8-1/2	8-22 (solid), 10-26 (stranded)	10-22	10-22	4-40, 6-32, 8-32, 10-24, 10-32



87-1010 (1010) Multi-Purpose Electrician's Tool - Long-Nose



- Crimps, cuts and strips; cleanly shears bolts
- Narrow serrated pliers nose to pull, loop and bend wire
- Long curved cutting blade
- Cutters and strippers are in front of the pivot for maximum ease-of-use in reaching into tight spaces

PART NO	VENDOR PART NO	OVERALL LENGTH (IN)	STRIPS (AWG)	CRIMPS INSULATED (AWG)	CRIMPS NON-INSULATED (AWG)	SCREW/BOLT SHEARING SIZE
87-1010	1010	8-1/4	8-22	10-22	10-22	4-40, 5-40, 6-32, 8-32, 10-24, 10-32



87-1005 (1005) Crimping/Cutting Tool - Insulated/Non-Insulated Terminals



- Tapered nose design for working in confined spaces
- Crimping die marked for insulated and non-insulated solderless terminals and connectors
- Special hardened wire cutter in nose

PART NO	VENDOR PART NO	OVERALL LENGTH (IN)	STRIPS (AWG)	CRIMPS INSULATED (AWG)	CRIMPS NON-INSULATED (AWG)
87-1005	1005	9-3/4	—	10-22	10-22



WIRE STRIPPERS, CRIMPERS & CUTTING TOOLS



87-1006 (1006) Crimping/Cutting Tool – Non-Insulated/Insulated Terminals



- Designed for crimping non-insulated solderless terminals and connectors
- Tapered nose for working in confined spaces
- Special hardened wire cutter in nose

PART NO	VENDOR PART NO	OVERALL LENGTH (IN)	STRIPS (AWG)	CRIMPS INSULATED (AWG)	CRIMPS NON-INSULATED (AWG)
87-1006	1006	9-3/4	—	—	10-22



87-D275-5 (D275-5) Lightweight Flush Diagonal-Cutting Electronics Pliers



- Shear cutting greatly reduces cutting effort and minimizes fly-off
- Cushioned grips and steel return spring for increased comfort during repetitive cutting
- Ultra slim profile increases access in confined areas

PART NO	VENDOR PART NO	OVERALL LENGTH (IN)	CUTS (AWG)
87-D275-5	D275-5	5	Up to 18



87-63050 (63050) High-Leverage Cable Cutters



- Shear cutting greatly reduces cutting effort and minimizes fly-off
- Cushioned grips and steel return spring for increased comfort during repetitive cutting
- Ultra slim profile increases access in confined areas

PART NO	VENDOR PART NO	OVERALL LENGTH (IN)	CABLE CUTTING CAPACITY
87-63050	63050	9-1/2	4/0 aluminum, 2/0 soft copper, 100 pair 24 AWG communications wire

SNIPS

AVIATION SNIPS – OFFSET – KLEIN TOOLS



Offset snips flow material away from blades making long cuts easier and cut tighter curves.



87-2100L (2100L) Offset Aviation Snips – Left

PART NO	VENDOR PART NO	OVERALL LENGTH (IN)	CUTTING LENGTH (IN)	CUTTING PATTERN	METAL THICKNESS COLD ROLLED SHEET METAL (GAUGE)	METAL THICKNESS STAINLESS STEEL (GAUGE)
87-2100L	2100L	9-1/2	1-1/4	Left	18	22



87-2101R (2101R) Offset Aviation Snips – Right

PART NO	VENDOR PART NO	OVERALL LENGTH (IN)	CUTTING LENGTH (IN)	CUTTING PATTERN	METAL THICKNESS COLD ROLLED SHEET METAL (GAUGE)	METAL THICKNESS STAINLESS STEEL (GAUGE)
87-2101R	2101R	9-1/2	1-1/4	Right	18	22



87-2100S (2100S) Offset Aviation Snips – Straight

PART NO	VENDOR PART NO	OVERALL LENGTH (IN)	CUTTING LENGTH (IN)	CUTTING PATTERN	METAL THICKNESS COLD ROLLED SHEET METAL (GAUGE)	METAL THICKNESS STAINLESS STEEL (GAUGE)
87-2100S	2102S	9-1/2	1-1/2	Straight	18	22



SNIPS

AVIATION SNIPS – OFFSET – MIDWEST



Offset snips flow material away from blades making long cuts easier and cut tighter curves.



87-P6510L (P6510L) Offset Aviation Snips – Left

PART NO	VENDOR PART NO	OVERALL LENGTH (IN)	CUTTING LENGTH (IN)	CUTTING PATTERN	METAL THICKNESS COLD ROLLED SHEET METAL (GAUGE)	METAL THICKNESS STAINLESS STEEL (GAUGE)
87-P6510L	P6510L	10	1-1/4	Left	18	22



87-P6510R (P6510R) Offset Aviation Snips – Right

PART NO	VENDOR PART NO	OVERALL LENGTH (IN)	CUTTING LENGTH (IN)	CUTTING PATTERN	METAL THICKNESS COLD ROLLED SHEET METAL (GAUGE)	METAL THICKNESS STAINLESS STEEL (GAUGE)
87-P6510R	P6510R	10	1-1/4	Right	18	22



87-P6510S (P6510S) Offset Aviation Snips – Straight

PART NO	VENDOR PART NO	OVERALL LENGTH (IN)	CUTTING LENGTH (IN)	CUTTING PATTERN	METAL THICKNESS COLD ROLLED SHEET METAL (GAUGE)	METAL THICKNESS STAINLESS STEEL (GAUGE)
87-P6510S	P6510S	10	1-1/4	Straight	18	22

AVIATION SNIPS – OFFSET – MIDWEST (SPECIAL HARDNESS/HEAVY DUTY)

Specially heat-treated steel extends blade life cutting hardened sheet metals such as stainless steel, Inconel and titanium.



87-SSP6716L (SSP6716L) Offset Aviation Snips – Left

PART NO	VENDOR PART NO	OVERALL LENGTH (IN)	CUTTING LENGTH (IN)	CUTTING PATTERN	METAL THICKNESS COLD ROLLED SHEET METAL (GAUGE)	METAL THICKNESS STAINLESS STEEL (GAUGE)
87-SSP6716L	SSP6716L	10	1-3/8	Left	—	22



87-SSP6716R (SSP6716R) Offset Aviation Snips – Right

PART NO	VENDOR PART NO	OVERALL LENGTH (IN)	CUTTING LENGTH (IN)	CUTTING PATTERN	METAL THICKNESS COLD ROLLED SHEET METAL (GAUGE)	METAL THICKNESS STAINLESS STEEL (GAUGE)
87-SSP6716R	SSP6716R	10	1-3/8	Right	—	22

AVIATION SNIPS – STANDARD – MIDWEST



87-P6716L (P6716L) Standard Aviation Snips – Left

PART NO	VENDOR PART NO	OVERALL LENGTH (IN)	CUTTING LENGTH (IN)	CUTTING PATTERN	METAL THICKNESS COLD ROLLED SHEET METAL (GAUGE)	METAL THICKNESS STAINLESS STEEL (GAUGE)
87-P6716L	P6716L	10	1-3/8	Left	18	22



87-P6716R (P6716R) Standard Aviation Snips – Right

PART NO	VENDOR PART NO	OVERALL LENGTH (IN)	CUTTING LENGTH (IN)	CUTTING PATTERN	METAL THICKNESS COLD ROLLED SHEET METAL (GAUGE)	METAL THICKNESS STAINLESS STEEL (GAUGE)
87-P6716R	P6716R	10	1-3/8	Right	18	22



87-P6716S (P6716S) Standard Aviation Snips – Straight

PART NO	VENDOR PART NO	OVERALL LENGTH (IN)	CUTTING LENGTH (IN)	CUTTING PATTERN	METAL THICKNESS COLD ROLLED SHEET METAL (GAUGE)	METAL THICKNESS STAINLESS STEEL (GAUGE)
87-P6716S	P6716S	10	1-1/2	Straight	18	22



SNIPS

AVIATION SNIPS – UPRIGHT – MIDWEST



Right angle blades make cutting complete circles easier in tight spaces using a push or pull motion.



87-P6900L (P6900L) Upright Aviation Snips – Left

PART NO	VENDOR PART NO	OVERALL LENGTH (IN)	CUTTING LENGTH (IN)	CUTTING PATTERN	METAL THICKNESS COLD ROLLED SHEET METAL (GAUGE)	METAL THICKNESS STAINLESS STEEL (GAUGE)
87-P6900L	P6900-L	8	1-1/4	Left	24	28



87-P6900R (P6900R) Upright Aviation Snips – Right

PART NO	VENDOR PART NO	OVERALL LENGTH (IN)	CUTTING LENGTH (IN)	CUTTING PATTERN	METAL THICKNESS COLD ROLLED SHEET METAL (GAUGE)	METAL THICKNESS STAINLESS STEEL (GAUGE)
87-P6900R	P6900-R	8	1-1/4	Right	24	28

AVIATION SNIPS – LONG STRAIGHT CUT – MIDWEST



Makes long cuts faster on a variety of materials.



87-P6716A (P6716A) Aviation Snips – Straight (Long Cut)

PART NO	VENDOR PART NO	OVERALL LENGTH (IN)	CUTTING LENGTH (IN)	CUTTING PATTERN	METAL THICKNESS COLD ROLLED SHEET METAL (GAUGE)	METAL THICKNESS STAINLESS STEEL (GAUGE)
87-P6716A	P6716A	12	3	Straight	20	24

TINNER SNIPS



Midwest tinner snips feature hot-drop forged blades for exceptional strength and edge life, “Kush’n-Kote” vinyl grips to comfort user’s hand and a full polish finish.



87-P77S (P77S) Straight Tinner Snips – 7 Inch

PART NO	VENDOR PART NO	OVERALL LENGTH (IN)	CUTTING LENGTH (IN)	CUTTING PATTERN	METAL THICKNESS COLD ROLLED SHEET METAL (GAUGE)	METAL THICKNESS STAINLESS STEEL (GAUGE)
87-P77S	P77S	7	1-3/4	—	24	28



87-P107S (P107S) Straight Tinner Snips – 10 Inch

PART NO	VENDOR PART NO	OVERALL LENGTH (IN)	CUTTING LENGTH (IN)	CUTTING PATTERN	METAL THICKNESS COLD ROLLED SHEET METAL (GAUGE)	METAL THICKNESS STAINLESS STEEL (GAUGE)
87-P107S	P107S	10	2-1/2	—	22	26



87-P127S (P127S) Straight Tinner Snips – 12 Inch

PART NO	VENDOR PART NO	OVERALL LENGTH (IN)	CUTTING LENGTH (IN)	CUTTING PATTERN	METAL THICKNESS COLD ROLLED SHEET METAL (GAUGE)	METAL THICKNESS STAINLESS STEEL (GAUGE)
87-P127S	P127S	12	3	—	20	22



87-P147C (P147C) Combination Tinner Snips – 14 Inch

PART NO	VENDOR PART NO	OVERALL LENGTH (IN)	CUTTING LENGTH (IN)	CUTTING PATTERN	METAL THICKNESS COLD ROLLED SHEET METAL (GAUGE)	METAL THICKNESS STAINLESS STEEL (GAUGE)
87-P147C	P147C	14	3-7/8	—	18	22



87-P77D (P77D) Circular “Duckbill” Tinner Snips – 7 Inch

PART NO	VENDOR PART NO	OVERALL LENGTH (IN)	CUTTING LENGTH (IN)	CUTTING PATTERN	METAL THICKNESS COLD ROLLED SHEET METAL (GAUGE)	METAL THICKNESS STAINLESS STEEL (GAUGE)
87-P77D	P77D	7	1-3/4	—	26	28



SNIPS

TINNER SNIPS



Midwest tinner snips feature hot-drop forged blades for exceptional strength and edge life, "Kush'n-Kote" vinyl grips to comfort user's hand and a full polish finish.



87-P107D (P107D) Circular "Duckbill" Tinner Snips - 10 Inch

PART NO	VENDOR PART NO	OVERALL LENGTH (IN)	CUTTING LENGTH (IN)	CUTTING PATTERN	METAL THICKNESS COLD ROLLED SHEET METAL (GAUGE)	METAL THICKNESS STAINLESS STEEL (GAUGE)
87-P107D	P107D	10	2-1/2	—	24	26



87-P127D (P127D) Circular "Duckbill" Tinner Snips - 12 Inch

PART NO	VENDOR PART NO	OVERALL LENGTH (IN)	CUTTING LENGTH (IN)	CUTTING PATTERN	METAL THICKNESS COLD ROLLED SHEET METAL (GAUGE)	METAL THICKNESS STAINLESS STEEL (GAUGE)
87-P127D	P127D	12	3	—	22	24



87-P167B (P167B) Bulldog Tinner Snips - 16 Inch

PART NO	VENDOR PART NO	OVERALL LENGTH (IN)	CUTTING LENGTH (IN)	CUTTING PATTERN	METAL THICKNESS COLD ROLLED SHEET METAL (GAUGE)	METAL THICKNESS STAINLESS STEEL (GAUGE)
87-P167B	P167B	16	2-1/2	—	16	18

SPECIALTY SNIPS



87-P657N (P657N) Needle Nose Snips



Cuts intricate curves; forged blades for strength and sharpness.

PART NO	VENDOR PART NO	OVERALL LENGTH (IN)	CUTTING LENGTH (IN)	CUTTING PATTERN	METAL THICKNESS COLD ROLLED SHEET METAL (GAUGE)	METAL THICKNESS STAINLESS STEEL (GAUGE)
87-P657N	P657N	6-1/2	1-1/4	—	24	28



87-2103 (2103) Bulldog/Notch Snips



PART NO	VENDOR PART NO	OVERALL LENGTH (IN)	CUTTING LENGTH (IN)	CUTTING PATTERN	METAL THICKNESS COLD ROLLED SHEET METAL (GAUGE)	METAL THICKNESS STAINLESS STEEL (GAUGE)
87-2103	2103	9-1/4	7/8	Notch	18	22



87-P6716B (P6716B) Bulldog/Notch Snips



PART NO	VENDOR PART NO	OVERALL LENGTH (IN)	CUTTING LENGTH (IN)	CUTTING PATTERN	METAL THICKNESS COLD ROLLED SHEET METAL (GAUGE)	METAL THICKNESS STAINLESS STEEL (GAUGE)
87-P6716B	P6716B	9-1/2	—	Notch	16	18



87-P6300 (P6300) Cable Cutter Snips



Compound leverage handles and M2 tool steel blade inserts, easily cuts heavy cable and wire.

PART NO	VENDOR PART NO	OVERALL LENGTH (IN)	CUTTING LENGTH (IN)	CUTTING PATTERN	METAL THICKNESS COLD ROLLED SHEET METAL (GAUGE)	METAL THICKNESS STAINLESS STEEL (GAUGE)
87-P6300	P6300	9	1/8	5/32	1/8	



87-M1200 (M1200) Replaceable Blade Snips



Use in either hand; cuts straight, as well as wide curves; blades are replaceable.

PART NO	VENDOR PART NO	DESCRIPTION
87-M1200	M1200	Snips - Replaceable Blade - 12 in



87-M1200R (M1200R) Replacement Blades for 87-M1200



PART NO	VENDOR PART NO	DESCRIPTION
87-M1200R	M1200R	Replacement Blades for 87-M1200 (M1200)

TOOLS & INSTRUMENTS



SHEET METAL TOOLS

SEAMERS



87-86552 (86552) Seamer – Offset



PART NO	VENDOR PART NO	OVERALL LENGTH (IN)	THROAT DEPTH (IN)	JAW WIDTH (IN)	METAL THICKNESS COLD ROLLED SHEET METAL (GAUGE)	METAL THICKNESS STAINLESS STEEL (GAUGE)
87-86552	86552	8	1-1/4	3	22	24



87-FCTMS2 (FCTMS2) Seamer – Offset



PART NO	VENDOR PART NO	OVERALL LENGTH (IN)	THROAT DEPTH (IN)	JAW WIDTH (IN)	METAL THICKNESS COLD ROLLED SHEET METAL (GAUGE)	METAL THICKNESS STAINLESS STEEL (GAUGE)
87-FCTMS2	FCTMS2	8-1/4	1-1/4	3-3/16	22	26



87-86553 (86553) Seamer – Straight



PART NO	VENDOR PART NO	OVERALL LENGTH (IN)	THROAT DEPTH (IN)	JAW WIDTH (IN)	METAL THICKNESS COLD ROLLED SHEET METAL (GAUGE)	METAL THICKNESS STAINLESS STEEL (GAUGE)
87-86553	86553	8-3/8	1-1/4	3	22	24



87-FCTMS1 (FCTMS1) Seamer – Straight



PART NO	VENDOR PART NO	OVERALL LENGTH (IN)	THROAT DEPTH (IN)	JAW WIDTH (IN)	METAL THICKNESS COLD ROLLED SHEET METAL (GAUGE)	METAL THICKNESS STAINLESS STEEL (GAUGE)
87-FCTMS1	FCTMS1	8-1/4	1-1/4	3-3/16	22	26



87-FCTMS6 (FCTMS6) Seamer – Straight



PART NO	VENDOR PART NO	OVERALL LENGTH (IN)	THROAT DEPTH (IN)	JAW WIDTH (IN)	METAL THICKNESS COLD ROLLED SHEET METAL (GAUGE)	METAL THICKNESS STAINLESS STEEL (GAUGE)
87-FCTMS6	FCTMS6	8-1/4	1-1/4	6	22	26

NOTCHERS



87-86551 (86551) Notcher



PART NO	VENDOR PART NO	THROAT DEPTH (IN)	NOTCH ANGLE (DEGREES)	JAW WIDTH (IN)	METAL THICKNESS COLD ROLLED SHEET METAL (GAUGE)	METAL THICKNESS STAINLESS STEEL (GAUGE)
87-86551	86551	13/16	30	—	22	24



87-FCTMN1 (FCTMN1) Notcher



PART NO	VENDOR PART NO	THROAT DEPTH (IN)	NOTCH ANGLE (DEGREES)	JAW WIDTH (IN)	METAL THICKNESS COLD ROLLED SHEET METAL (GAUGE)	METAL THICKNESS STAINLESS STEEL (GAUGE)
87-FCTMN1	FCTMN1	13/16	31	—	22	26

CRIMPERS



87-86550 (86550) Crimper – 5-Blade



PART NO	VENDOR PART NO	OVERALL LENGTH (IN)	THROAT DEPTH (IN)	JAW WIDTH (IN)	METAL THICKNESS COLD ROLLED SHEET METAL (GAUGE)	METAL THICKNESS STAINLESS STEEL (GAUGE)
87-86550	86550	9	1-1/2	3/4	24	28



87-FCTMC5 (FCTMC5) Crimper – 5-Blade



PART NO	VENDOR PART NO	OVERALL LENGTH (IN)	THROAT DEPTH (IN)	JAW WIDTH (IN)	METAL THICKNESS COLD ROLLED SHEET METAL (GAUGE)	METAL THICKNESS STAINLESS STEEL (GAUGE)
87-FCTMC5	FCTMC5	10	1-3/4	7/8	24	28



SHEET METAL TOOLS

CRIMPERS



87-FCTMC5S (FCTMC5S) Crimper – 5-Blade



PART NO	VENDOR PART NO	OVERALL LENGTH (IN)	THROAT DEPTH (IN)	JAW WIDTH (IN)	METAL THICKNESS COLD ROLLED SHEET METAL (GAUGE)	METAL THICKNESS STAINLESS STEEL (GAUGE)
87-FCTMC5S	FCTMC5S	9-1/4	1-1/4	13/16	24	28

SNAP LOCK PUNCHES



87-FCTML1 (FCTML1) Snap Lock Punch



PART NO	VENDOR PART NO	OVERALL LENGTH (IN)	THROAT DEPTH (IN)	JAW WIDTH (IN)	METAL THICKNESS COLD ROLLED SHEET METAL (GAUGE)	METAL THICKNESS STAINLESS STEEL (GAUGE)
87-FCTML1	FCTML1	8	3/8	3/8	24	28

FOLDING TOOLS



87-FCTMF1 (FCTMF1) Folding Tool



PART NO	VENDOR PART NO	OVERALL LENGTH (IN)	FOLD DEPTH (IN)	JAW WIDTH (IN)	METAL THICKNESS COLD ROLLED SHEET METAL (GAUGE)	METAL THICKNESS STAINLESS STEEL (GAUGE)
87-FCTMF1	FCTMF1	12	3/8, 1	—	24	28



87-FCTMF2 (FCTMF2) Folding Tool



PART NO	VENDOR PART NO	OVERALL LENGTH (IN)	FOLD DEPTH (IN)	JAW WIDTH (IN)	METAL THICKNESS COLD ROLLED SHEET METAL (GAUGE)	METAL THICKNESS STAINLESS STEEL (GAUGE)
87-FCTMF2	FCTMF2	18	3/8, 1	—	24	28

DUCT TOOLS



87-FCTMX1 (FCTMX1) Duct Slitter



Used to scribe a line or pierce and enlarge holes in sheet metal.

PART NO	VENDOR PART NO	DESCRIPTION
87-FCTMX1	FCTMX1	Duct Slitter



87-FCTMP1 (FCTMP1) Pipe Duct Cutter – Double Cut



Three hardened steel blades cleanly cut 1/8 inch wide tracks, producing a uniform cut leaving both edges clean. Suitable for 22 gauge cold-rolled sheet steel and 24 gauge stainless steel.

PART NO	VENDOR PART NO	DESCRIPTION
87-FCTMP1	FCTMP1	Pipe Duct Cutter - Double Cut



87-FCTMD1 (FCTMD1) Duct Stretcher – Offset



Aligns and pulls ductwork together, easing installation of drive cleats. Offset handle protects hand.

PART NO	VENDOR PART NO	DESCRIPTION
87-FCTMD1	FCTMD1	Duct Stretcher - Offset

Round Hole Duct Cutter

For use with ductboard from 1 to 1-1/2 inches thick. Cuts 3 to 20 inch diameter openings.



PART NO	DESCRIPTION
87-40060	Round Hole Duct Cutter



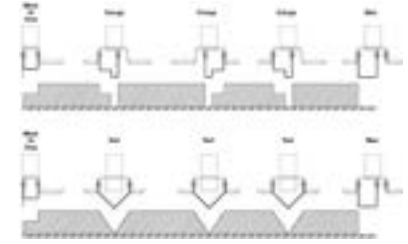
DUCT TOOLS



Ductboard Hand Tools

For use with ductboard up to 1 inch thick.

PART NO	DESCRIPTION
87-40066	90°/Miter Cut Tool - Red
87-40076	Corner Tool (Left Only) - Orange
87-40074	Corner Tool (Right Only) - Orange
87-40072	End Cut-Off Tool (4-in-1) - Blue
87-40068	Female/Rabbit Tool - Gray



FLARING & SWAGING TOOLS

FLARING TOOLS



87-FT195 (FT195) Flaring Tool



PART NO	VENDOR PART NO	FLARES TUBE OD (IN)	FLARE ANGLE (DEGREES)	COMPATIBLE TUBE MATERIALS
87-FT195	FT195	3/16, 1/4, 5/16, 3/8, 7/16, 1/2, 5/8	45	Copper, aluminum, brass, thin wall steel



87-FT195 (FT195) Flaring Tool



- Engineered to create stronger flare joints for higher pressure R-410A systems
- Includes plastic storage case

PART NO	VENDOR PART NO	FLARES TUBE OD (IN)	FLARE ANGLE (DEGREES)	COMPATIBLE TUBE MATERIALS
87-FT800FN	FT800FN	3/16, 1/4, 5/16, 3/8, 1/2, 5/8, 3/4	45	Copper, aluminum, brass, thin wall steel



70051 Flaring Tool



PART NO	VENDOR PART NO	FLARES TUBE OD (IN)	FLARE ANGLE (DEGREES)	COMPATIBLE TUBE MATERIALS
70051	70051	3/16, 1/4, 5/16, 3/8, 7/16, 1/2, 5/8	45	Copper, aluminum, brass, thin wall steel



70052 Flaring Tool



PART NO	VENDOR PART NO	FLARES TUBE OD (IN)	FLARE ANGLE (DEGREES)	COMPATIBLE TUBE MATERIALS
70052	70052	3/16, 1/4, 5/16, 3/8, 1/2, 5/8	45	Copper, aluminum, brass, thin wall steel

FLARING & SWAGING TOOL SETS



87-FS275 (FS275) Flaring and Swaging Tool Set



PART NO	VENDOR PART NO	SWAGES TUBE OD (IN)	FLARES TUBE OD (IN)	FLARE ANGLE (DEGREES)	COMPATIBLE TUBE MATERIALS
87-FS275	FS275	3/16, 1/4, 5/16, 3/8, 1/2, 5/8, 3/4	1/8, 3/16, 1/4, 5/16, 3/8, 7/16, 1/2, 5/8, 3/4	45	Copper, aluminum, brass, thin wall steel



FLARING & SWAGING TOOLS

FLARING & SWAGING TOOL SETS



87-FS275 (FS275) Flaring and Swaging Tool Set



PART NO	VENDOR PART NO	SWAGES TUBE OD (IN)	FLARES TUBE OD (IN)	FLARE ANGLE (DEGREES)	COMPATIBLE TUBE MATERIALS
70053	70053	3/16, 1/4, 5/16, 3/8, 1/2, 5/8, 3/4	1/8, 3/16, 1/4, 5/16, 3/8, 7/16, 1/2, 5/8, 3/4	45	Copper, aluminum, brass, thin wall steel

SWAGING TOOLS – LEVER

Extended handle length provides added leverage for ease of operation. Includes swaging tool, expander heads, burr removal tool and carrying case.



PART NO	SWAGES TUBE OD (IN)	COMPATIBLE TUBE MATERIALS
TLE6	3/8, 1/2, 5/8, 3/4, 7/8, 1-1/8	Copper, aluminum, brass, thin wall steel

SWAGING TOOLS – HYDRAULIC

Hydraulic Swaging Kit (Hydra-Swage)

Fabricates and expands tubing using hydraulic power. Includes swaging tool, expander heads, burr removal tool and carrying case.



PART NO	SWAGES TUBE OD (IN)	COMPATIBLE TUBE MATERIALS
71600	3/8, 1/2, 5/8, 3/4, 7/8, 1, 1-1/8	Copper, aluminum, brass, thin wall steel

Additional/Replacement Expander Heads for Hydra-Swage Kit

Additional larger expander heads available as accessories for the 71600 kit.



PART NO	DESCRIPTION
71600-03	Expander Head - Hydra-Swage (3/8 in. O.D. Copper Tube)
71600-11	Expander Head - Hydra-Swage (1-3/8 in. O.D. Copper Tube)
71600-13	Expander Head - Hydra-Swage (1-5/8 in. O.D. Copper Tube)
71600-17	Expander Head - Hydra-Swage (2-1/8 in. O.D. Copper Tube)

SWAGING TOOLS – PUNCH TYPE

87-70006 (70006) Multi-Step Swaging Tool – Punch Type



PART NO	SWAGES TUBE OD (IN)	COMPATIBLE TUBE MATERIALS
87-70006	3/16, 1/4, 5/16, 3/8, 1/2, 5/8	Copper, aluminum, brass, thin wall steel

70040 Multi-Step Swaging Tool – Punch Type



PART NO	SWAGES TUBE OD (IN)	COMPATIBLE TUBE MATERIALS
70040	1/4, 5/16, 3/8, 1/2, 5/8	Copper, aluminum, brass, thin wall steel

70048 Swaging Tool 5-Piece Set – Punch Type



PART NO	SWAGES TUBE OD (IN)	COMPATIBLE TUBE MATERIALS
70048	1/4, 5/16, 3/8, 1/2, 5/8	Copper, aluminum, brass, thin wall steel

TOOLS & INSTRUMENTS



TUBE BENDERS & CUTTERS

TUBING PLIERS



87-TLPO (TLPO) Tube Pinch-Off Pliers

cps[®]

PART NO	VENDOR PART NO	DESCRIPTION
87-TLPO	TLPO	Tube Pinch-Off Pliers



87-TLPP (TLPP) Tube Piercing Pliers – 1/4 Inch

cps[®]

PART NO	VENDOR PART NO	DESCRIPTION
87-TLPP	TLPP	Tube Piercing Pliers - 1/4 in.

TUBE CUTTERS



87-TC127 (TC127) Tube Cutter – Mini

cps[®]

PART NO	VENDOR PART NO	CUTS TUBE OD (IN)	DESCRIPTION
87-TC127	TC127	1/8 to 5/8	Copper, aluminum, brass, thin wall steel



87-TC174 (TC174) Tube Cutter – Medium

cps[®]

PART NO	VENDOR PART NO	CUTS TUBE OD (IN)	DESCRIPTION
87-TC174	TC174	3/8 to 1-1/8	Copper, aluminum, brass, thin wall steel



87-TC274 (TC274) Tube Cutter – Premium

cps[®]

PART NO	VENDOR PART NO	CUTS TUBE OD (IN)	DESCRIPTION
87-TC274	TC274	1/8 to 1-1/8	Copper, aluminum, brass, thin wall steel



87-TC312 (TC312) Tube Cutter – Heavy-Duty

cps[®]

PART NO	VENDOR PART NO	CUTS TUBE OD (IN)	DESCRIPTION
87-TC312	TC312	1/4 to 1-5/8	Copper, aluminum, brass, thin wall steel



87-TCSET (TCSET) Tube Cutter Set

cps[®]

PART NO	VENDOR PART NO	CUTS TUBE OD (IN)	DESCRIPTION
87-TCSET	TCSET	1/8 to 5/8 (87-TC127) 1/8 to 1-1/8 (87-TC274)	Copper, aluminum, brass, thin wall steel



70027 Tube Cutter – Mini

 **Mastercool[®]**
"World Class Quality"

PART NO	VENDOR PART NO	CUTS TUBE OD (IN)	DESCRIPTION
70027	70027	1/8 to 5/8	Copper, aluminum, brass, thin wall steel



70029 Tube Cutter – Midi

 **Mastercool[®]**
"World Class Quality"

PART NO	VENDOR PART NO	CUTS TUBE OD (IN)	DESCRIPTION
70029	70029	3/8 to 1-1/8	Copper, aluminum, brass, thin wall steel



70033 Tube Cutter – Heavy-Duty

 **Mastercool[®]**
"World Class Quality"

PART NO	VENDOR PART NO	CUTS TUBE OD (IN)	DESCRIPTION
70033	70033	1/8 to 1-1/8	Copper, aluminum, brass, thin wall steel



TUBE BENDERS & CUTTERS

TUBE CUTTERS



70035 Tube Cutter – Heavy-Duty



PART NO	VENDOR PART NO	CUTS TUBE OD (IN)	DESCRIPTION
70035	70035	1/4 to 1-5/8	Copper, aluminum, brass, thin wall steel



70037 Tube Cutter – Sliding Ratchet Style



PART NO	VENDOR PART NO	CUTS TUBE OD (IN)	DESCRIPTION
70037	70037	1/4 to 2-5/8	Copper, aluminum, brass, thin wall steel



70038 Tube Cutter – Sliding Ratchet Style



PART NO	VENDOR PART NO	CUTS TUBE OD (IN)	DESCRIPTION
70038	70038	1/4 to 3-1/8	Copper, aluminum, brass, thin wall steel



70090 Tube Cutter Set



PART NO	VENDOR PART NO	CUTS TUBE OD (IN)	DESCRIPTION
70090	70090	1/8 to 5/8 (70027) 3/8 to 1-1/8 (70029) 1/8 to 1-1/8 (70033)	Copper, aluminum, brass, thin wall steel



70031 Tube Cutter – Ratchet Style



PART NO	VENDOR PART NO	CUTS TUBE OD (IN)	DESCRIPTION
70031	70031	5/16 to 1-1/8	Copper, aluminum, brass, thin wall steel



87-70024 (70024) Tube Cutter – Mini



PART NO	VENDOR PART NO	CUTS TUBE OD (IN)	DESCRIPTION
87-70024	70024	1/4 to 1-1/8	Copper, aluminum, brass, thin wall steel



87-70001 (70001) Tube Cutter – Premium



PART NO	VENDOR PART NO	CUTS TUBE OD (IN)	DESCRIPTION
87-70001	70001	1/8 to 1-1/4	Copper, aluminum, brass, thin wall steel

REAMER TOOLS



87-TLRM (TLRM) Reamer Tool



Cleans and deburrs both I.D. and O.D. of tubing from 3/16 inch to 1-3/8 inch.

PART NO	VENDOR PART NO	DESCRIPTION
87-TLRM	TLRM	Reamer Tool - 3/16 in. to 1-3/8 in



TUBE BENDERS & CUTTERS

TUBE BENDERS – LEVER STYLE



87-TB04 (TB04) Tube Bender – Lever Style (1/4 Inch)

cps*

PART NO	VENDOR PART NO	CUTS TUBE OD (IN)	DESCRIPTION
87-TB04	TB04	1/4	Copper, aluminum, brass, thin wall steel



87-TB06 (87-TB06) Tube Bender – Lever Style (3/8 Inch)

cps*

PART NO	VENDOR PART NO	CUTS TUBE OD (IN)	DESCRIPTION
87-TB06	TB06	3/8	Copper, aluminum, brass, thin wall steel



87-TB08 (TB08) Tube Bender – Lever Style (1/2 Inch)

cps*

PART NO	VENDOR PART NO	CUTS TUBE OD (IN)	DESCRIPTION
87-TB08	TB08	1/2	Copper, aluminum, brass, thin wall steel



87-TB10 (TB10) Tube Bender – Lever Style (5/8 Inch)

cps*

PART NO	VENDOR PART NO	CUTS TUBE OD (IN)	DESCRIPTION
87-TB10	TB10	5/8	Copper, aluminum, brass, thin wall steel



87-TB12 (TB12) Tube Bender – Lever Style (3/4 Inch)

cps*

PART NO	VENDOR PART NO	CUTS TUBE OD (IN)	DESCRIPTION
87-TB12	TB12	3/4	Copper, aluminum, brass, thin wall steel



87-TB368 (TB368) Tube Bender – Lever Style (Multi Size)

cps*

PART NO	VENDOR PART NO	CUTS TUBE OD (IN)	DESCRIPTION
87-TB368	TB368	1/4, 5/16, 3/8	Copper, aluminum, brass, thin wall steel



70069 Tube Bender – Lever Style (Multi Size)

cps*

PART NO	VENDOR PART NO	CUTS TUBE OD (IN)	DESCRIPTION
70069	70069	3/16, 1/4, 5/16, 3/8	Copper, aluminum, brass, thin wall steel

TUBE BENDERS – RATCHET STYLE



70070 Tube Bender Kit – Ratchet Style

 **Mastercool**
"World Class Quality"

PART NO	VENDOR PART NO	CUTS TUBE OD (IN)	DESCRIPTION
70070	3/8, 1/2, 5/8, 3/4, 7/8	1/8 to 1-1/8	Copper, aluminum, brass, thin wall steel



CH-404L Tube Bender Kit – Ratchet Style

PART NO	VENDOR PART NO	CUTS TUBE OD (IN)	DESCRIPTION
CH-404L	3/8, 1/2, 5/8, 3/4, 7/8	1/8 to 1-1/8	Copper, aluminum, brass, thin wall steel



SAWS, KNIVES & BLADES

DUCT KNIVES & JAB SAWS



87-TLDKRH (TLDKRH) Duct Knife



Dual non-serrated and serrated edge blade; ergonomic cushioned handle.

PART NO	DESCRIPTION
87-TLDKRH	Duct Knife - 6 in. Blade (Dual Edge)



87-40062 Duct Knife

For scoring and stripping fiberglass.

PART NO	DESCRIPTION
87-40062	Duct Knife - 4 in. Blade



875034 Duct Knife

Dual edge blade – both non-serrated; includes sheath.

PART NO	DESCRIPTION
875034	Duct Knife w/Sheath - 6 in. Blade (Dual Edge)



87-725 (725) Jab Saw



- Cuts drywall, wallboard, plywood and plastic
- Triple ground teeth for a fast cut
- Blade cuts in both directions (push and pull)
- Hardened carbon steel blade for durability
- Hardened beveled blade point for scoring and plunge cuts
- Comfort-cushion grip with thumb groove
- Handle structure designed for strength and durability
- Flat-end grip for palming or punching through drywall

PART NO	VENDOR PART NO	DESCRIPTION
87-725	725	Jab Saw - 6 in.

UTILITY KNIVES & BLADES



87-44105 (44105) Utility Knife



- Retractable blade locks in three positions
- Notch in bottom for cutting of cord or twine up to 1/8 inch diameter with blade in any position
- No tools required for quick blade change
- Includes 3 heavy-duty blades, stored in handle

PART NO	VENDOR PART NO	DESCRIPTION
87-44105	44105	Utility Knife



87-44107 (44107) Utility Knife



- Retractable blade locks in three positions
- Curved handle design with slip-resistant grip for comfort and ease of use
- No tools required for quick blade change
- Plastic holster with belt clip for convenient use
- Safety overlap-handle design for heavy-duty cutting
- Includes one heavy-duty blade and stores up to ten blades in handle

PART NO	VENDOR PART NO	DESCRIPTION
87-44107	44107	Utility Knife - Klein Kurve



87-44101 (44101) Utility Knife Blades (Pack of 5)



- Heavy-duty razor-edged blades
- Universal size fits Klein and most other makes of utility knives
- Blades are reversible for extra life
- Made in the U.S.A.

PART NO	VENDOR PART NO	DESCRIPTION
87-44101	44101	Utility Knife Blades (Pack of 5)



SAWS, KNIVES & BLADES

HACKSAWS & BLADES



87-701S (701S) Hacksaw

- Blade has three teeth sizes
- Blade converts quickly from 90 to 45 degrees for standard or flush-cut applications
- Pivot-lock adjusts blade tension for straighter cuts and longer blade life
- Set screw allows for storage of extra blades and secures blade for "jab" sawing
- Aluminum finger grip handle and front end
- Thumb guard for two-hand sawing



PART NO	VENDOR PART NO	DESCRIPTION
87-701S	701S	Dual-Purpose Hacksaw - Golden Tri-Cut 3-in1 Blade (12 in. Blade)

Hacksaw Blades Bi-Metal

- Special high-speed steel teeth fused to regular carbon-steel body provide superior cutting and longer life
- Withstands greater saw tension for less blade flexing
- Fits all 12 inch hacksaws
- Blue finish



PART NO	VENDOR PART NO	DESCRIPTION	CASE QTY	CASE REQ
87-1224BI-P	1224BI-P	Hacksaw Blade - Bi-Metal - 12 in. - 24 TPI	10	Yes
87-1232BI-P	1232BI-P	Hacksaw Blade - Bi-Metal - 12 in. - 32 TPI	10	Yes

PLASTIC PIPE CUTTERS – PVC, PEX

875490 Plastic Pipe Cutter – Ratchet Style



PART NO	VENDOR PART NO	CUTS TUBE OD (IN)	DESCRIPTION
875490	CH-42-3.3	Up to to 1-5/8	PVC, PEX, all other plastic pipe

87-70078 (70078) Plastic Pipe Cutter – Ratchet Style



PART NO	VENDOR PART NO	CUTS TUBE OD (IN)	DESCRIPTION
87-70078	70078	Up to to 1-5/8	PVC, PEX, all other plastic pipe



80011 Plastic Pipe Cutter – Ratchet Style



PART NO	VENDOR PART NO	CUTS TUBE OD (IN)	DESCRIPTION
80011	80011	Up to 1-1/2	PVC, PEX, all other plastic pipe



LEVELS



Rare Earth Magnet Torpedo Level

- Powerful rare earth magnet holds firmly to iron and steel surfaces; up to five times stronger than strip magnets
- Strong die-cast aluminum frame feature convenient built-in hanging hole; machined edges for accurate readings
- Grooved edge for pipe and conduit work
- Top-read window simplifies viewing in tight areas
- Yellow vials framed with E-Z SEE™ glow-in-the-dark material for easier viewing in dimly lit areas



PART NO	VENDOR PART NO	DESCRIPTION
87-931-9RE	931-9RE	Level - Rare Earth Magnet Torpedo Level (9 in. long)



TAPE MEASURES



Tape Measure – Magnetic Tip



- Comfortable non-slip rubber jacket for easy gripping and impact protection
- Rare earth magnetic tip sticks to iron and steel surfaces for simple one person measurements
- Oversized bold black numbers on first 11 inches for easy reading

PART NO	VENDOR PART NO	DESCRIPTION
93125	93125	Tape Measure - 25 ft. x 1 in. wide (Magnetic Single Hook)



Tape Measure – Double Sided



- Comfortable non-slip rubber jacket for easy gripping and impact protection
- Double-sided rule for easy reading of elevation, flat surface and pipe conduit measurements
- Oversized bold black numbers on first 11 inches for easy reading; 16 and 19 inch red stud markings

PART NO	VENDOR PART NO	DESCRIPTION
930-25	930-25	Tape Measure - 25 ft. x 1 in. wide (Double-Sided)



Tape Measure – Double Sided



- Oversized numbers for easy reading
- High-visibility high-impact orange case makes it easy to find in a tool box, pouch, and on the jobsite

PART NO	VENDOR PART NO	DESCRIPTION
87-928-16HV	928-16HV	Tape Measure - 16 ft. x 1 in. wide (High Visibility)



Tape Measures – Chrome Case



- Lightweight, high strength chrome finished case
- Bright yellow blade has clear easy-to-read numerals

PART NO	VENDOR PART NO	DESCRIPTION
87-2212	2212	Tape Measure - 12 ft. x 1/2 in. wide (Chrome)
87-2212DX	2212DX	Tape Measure - 12 ft. x 1/2 in. wide (Chrome) Decimal-Fraction
87-2316	2316	Tape Measure - 16 ft. x 3/4 in. wide (Chrome)

CAULKING GUNS



87-250 Caulking Gun

PART NO	DESCRIPTION
87-250	Caulking Gun - Smooth Rod Dripless - 11 oz



87-M0016 Caulking Gun

PART NO	DESCRIPTION
87-M0016	Caulking Gun - Cradle - 11 oz



87-M0017 Caulking Gun

PART NO	DESCRIPTION
87-M0017	Caulking Gun - Skeleton - 11 oz



FLASHLIGHTS



Flashlight with Extendable Magnetic Pickup

- Magnets on both grip acts as a third hand
- Magnet on light end for fastener retrieval
- Telescopes from 6-1/2 to 21 inches
- Flexible shaft for hard-to-reach places
- Three super-bright LEDs
- Uses four LR44 batteries (included)

PART NO	DESCRIPTION
EMF-1	Flashlight - Extendable Magnetic

TOOL BAGS & CARRIERS



Canvas Zipper Bag

- No. 10 canvas bag with strong zipper
- Convenient storage for pliers, wrenches and other tools
- 12-1/2 inches long x 7 inches high



PART NO	VENDOR PART NO	DESCRIPTION
87-5139	5139	Canvas Zipper Bag



Canvas Tool Bag

- Heavy-duty No. 8 natural canvas
- Rivet-reinforced for durability
- Steel-frame mouth with hinge for rugged use
- Stitched and riveted leather handles for comfort and strength
- Two retaining straps with buckles provide secure closure
- Moisture-resistant, vinyl bottom, and lower sides
- Non-scratch studs on base protect against wear
- 16 inches long x 6 inches wide x 14 inches deep



PART NO	VENDOR PART NO	DESCRIPTION
87-5102-16	5102-16	Tool Bag - Canvas



Tool Tote with Shoulder Strap

- Water-resistant to avoid the buildup of mold and mildew
- Constructed of double-layered 600 x 300 denier polyester to resist wear and tear on the jobsite
- 2 inch wide polypropylene padded carrying handles with comfortable leather wrap
- Contoured, padded, slip-resistant should strap for hands-free mobility
- Durable molded bottom with drain holes to prevent wear retention
- Five interior pockets and seven exterior pockets
- 15-1/2" long x 7-1/2" wide x 10" deep



PART NO	VENDOR PART NO	DESCRIPTION
87-58888	58888	Tool Tote



Mobile Phone Holders

- Fits most mobile phones
- Metal belt clip for simple mounting and removal from belts up to 2 inches wide
- Closable flap features genuine Velcro brand touch fastener
- Closed bottom for convenient storage



PART NO	VENDOR PART NO	DESCRIPTION
87-5715M	5715M	Mobile Phone Holder - Medium (5-1/2 in. x 2-5/8 in.)
87-5715	5715	Mobile Phone Holder - Large (6-1/2 in. x 3-5/8 in.)



TOOL BAGS & CARRIERS



Padded Adjustable Shoulder Strap

- Shoulder strap for canvas tool bags
- Adjustable from both ends for a perfect fit



PART NO	VENDOR PART NO	DESCRIPTION
87-58889	58889	Shoulder Strap - Padded Adjustable

SPRAYERS



Nu-Calgon Spray Bottle - 24 oz.

Multi-purpose sprayer; ideal for small cleaning jobs.



PART NO	VENDOR PART NO	DESCRIPTION	CASE QTY	CASE REQ
4768-W3	4768-W3	Spray Bottle - 24 oz.	12	Yes



Nu-Calgon Coil Gun Sprayer - 1/2 Gallon

A "hose-end" sprayer that features five different mix ratio settings designed for coil cleaners. Includes a foam wand as well as "quick disconnect" capability.



PART NO	VENDOR PART NO	DESCRIPTION	CASE QTY	CASE REQ
4774-0	4774-0	Coil Gun Sprayer - 1/2 gallon	1	—



Nu-Calgon Pump Sprayer (50P) - 1/2 Gallon

Adjustable nozzle; thumb lever for flow rate control.



PART NO	VENDOR PART NO	DESCRIPTION	CASE QTY	CASE REQ
4770-0	4770-0	Pump Sprayer - 1/2 gallon (No. 50P)	1	—



Nu-Calgon Poly Sprayer (No. 220CP) - 2 Gallon

PART NO	VENDOR PART NO	DESCRIPTION	CASE QTY	CASE REQ
4771-3	4771-3	Poly Sprayer - 2 gallon (No. 220CP)	—	—



Nu-Calgon Poly Sprayer (No. 300P) - 3-1/2 Gallon

Includes brass hardware and extension tube.



PART NO	VENDOR PART NO	DESCRIPTION	CASE QTY	CASE REQ
4772-0	4772-0	Poly Sprayer - 3-1/2 gallon (No. 300P)	1	—



Condenser Needle

This powerful tool connects to a standard garden hose and is designed to clean condenser coils for the inside and out.



PART NO	DESCRIPTION
CN-03	Condenser Needle



COILJET PORTABLE COIL CLEANER



CJ-95 CoilJet Portable Coil Cleaning System

Portable power for the inside and out. The CoilJet® from SpeedClean™ makes quick work of cleaning debris and grime from condenser and evaporator coils. Now deliver professional results in a convenient and rechargeable battery powered solution – no more garden hoses or pump sprays needed. The CoilJet delivers a powerful spray of water and cleaning chemical from the included tanks to wash even the dirtiest coils, without damaging sensitive fins. And the small portable size lets you clean coils from the front or back of the coil – a proven method for increasing coil cleaning and system efficiency. CoilJet makes cleaning coils quick and easy. Now that's smart.

- Portable and rechargeable; clean coils in hard to reach areas such as rooftops and attics where access to power and water is limited
- Powerful 100 psi, 0.5 gpm spray cleans debris and grime without damaging fins
- Optional spray wand with 90° nozzle lets you clean from the inside out
- Forces dirt and debris back in the direction it entered
- Deep cycle, 12V, 7A rechargeable battery lasts all day
- 3.375 gallon water capacity; 1.75 quart chemical capacity
- Includes: CoilJet System, 2 standard spray tips, rechargeable battery, SpeedyFoam cleaner, and AC charger



PART NO	DESCRIPTION
CJ-95	CoilJet Portable Coil Cleaning System



Foaming Nozzle Assembly

Creates ultra foaming action to coat coils.



PART NO	DESCRIPTION
CJ-9619	Foaming Nozzle Assembly



Quick Disconnect Adapters

PART NO	DESCRIPTION
CJ-QDN-45	Quick Disconnect Adapter for CJ-95 - 45 degree
CJ-QDN-90	Quick Disconnect Adapter for CJ-95 90 degree



Quick Disconnect Nozzles

PART NO	DESCRIPTION
CJ-QDN-0003R	Quick Disconnect Nozzle for CJ-95 - Pinpoint
CJ-QDN-1503Y	Quick Disconnect Nozzle for CJ-95 - 15 Degree



Spray Wands

Optional spray wands allow cleaning from the inside of coils.



PART NO	DESCRIPTION
8945	Spray Wand - 36 in. long - 90 degree
8945-24	Spray Wand - 24 in. long - 90 degree
8945-48	Spray Wand - 48 in. long - 90 degree
8945-60	Spray Wand - 60 in. long - 90 degree



Sectional Stainless Steel Spray Wand

PART NO	DESCRIPTION
CJ-WWSS	Sectional Stainless Wand - 36 in.
CJ-WWSS-EXT	Extension for CJ-WWSS - 16 in.



Sectional Stainless Steel Spray Wand

PART NO	DESCRIPTION	
CJ-9657	Extension Lance Assembly - 36 in.	115.55
CJ-9658	Extension Lance Assembly - 48 in.	135.64
CJ-9659	Extension Lance Assembly - 60 in.	





COILJET PORTABLE COIL CLEANER



Vehicle Adapter for Battery Charger

Easily recharges the CoilJet on the go.



PART NO	DESCRIPTION
8944	Vehicle Adapter for Battery Charger



Battery Charger



PART NO	DESCRIPTION
CJ-9693	Battery Charger for CJ-95 CoilJet



Battery Charger w/Lugs to Charge Battery Outside of Unit



PART NO	DESCRIPTION
8924	Battery Charger with Lugs (to charge battery outside of unit)



Battery



PART NO	DESCRIPTION
CJ-9689	Battery for CJ-95 for CoilJet



Charger Kit (Includes Battery & Charger)



PART NO	DESCRIPTION
CJ95-KIT-SB	Charger Kit for CJ-95 (w/charger & battery)

BUCKETVAC JOB SITE VACUUM



BV-5 BucketVac (Includes Head, Accessories and Bucket)

Includes BucketVac head, 5 gallon bucket, hose (2" x 2', stretches to 6'), crevice tool, bulk pickup tool, floor tool, brush tool, two 12" wands, three standard filters.



PART NO	DESCRIPTION
BV-5	BucketVac (Includes Head, Accessories and Bucket)



BV-5-HD BucketVac (Includes Head and Accessories)

Includes BucketVac head, hose (2" x 2', stretches to 6'), crevice tool, bulk pickup tool, floor tool, brush tool, two 12" wands, three standard filters. Bucket not included.



PART NO	DESCRIPTION
BV-5-HD	BucketVac (Includes Head and Accessories)



BUCKETVAC JOB SITE VACUUM



Replacement Filters

Includes six replacement filters for general use; 10 micron.



PART NO	DESCRIPTION
BV-5-STDFLTR-6PK	BucketVac Replacement Filter (Pack of 6)



Replacement Hose

2" x 2' hose; stretches to 6'.



PART NO	DESCRIPTION
BV-5-11	BucketVac Replacement Hose



Extension Wands

Includes three 12 inch extensions wands.



PART NO	DESCRIPTION
BV-EXTWAND-3PK	BucketVac Extension Wand (Pack of 3)



Crevice Tool

Includes three 12 inch extensions wands.



PART NO	DESCRIPTION
BV-5-20	BucketVac Crevice Tool



Floor Tool

Perfect for large floor surface cleanup.



PART NO	DESCRIPTION
BV-5-19	BucketVac Floor Tool



Round Brush Tool

Makes pickup on sensitive surfaces easier and more efficient.



PART NO	DESCRIPTION
BV-5-24	BucketVac Round Brush Tool



BucketVac Bucket - 5 gallon



PART NO	DESCRIPTION
BV-5-BUCKET	BucketVac Bucket - 5 gallon



WATER HEATER PARTS

Electric Water Heater Elements

Element Accessories

Heater Tune-Up Kit – Electric Water Heaters

Thermocouples – Gas Water Heaters

Installation Accessories

Fittings & Nipples – Water Heaters

T&P Valve Run-Off Tubes

Dip Tubes

Anode Rods

Water Heater Drain Pans

Water Heater Stand

Floodstop Leak Detector Systems



RESIDENTIAL ELECTRIC WATER HEATER CONSTRUCTION

TEMPERATURE AND PRESSURE RELIEF VALVE

Commonly referred to as the “T&P” valve. This safety device opens to allow water to escape from the water heater in the unlikely event that either the tank pressure or temperature becomes excessive.

PLASTIC LINED NIPPLES/HEAT TRAPS

Thermoplastic lined nipples impede galvanic corrosion. “Heat trap” nipples also contain a check valve to reduce heat loss between hot water in the tank and cold water pipes.

ANODE ROD

A replaceable component made of magnesium alloy or other metals that protects the tank against premature corrosion.

HEATING ELEMENTS

The heart of an electric water heater. Heating elements generate the heat required to bring the water in the tank to the desired temperature. Elements are made from either Stainless Steel or Copper. The voltage and wattage requirements are dependent on the heater’s capacity.

UPPER THERMOSTAT

Maintains desired temperature of the water by controlling the power going to the heating elements. Also controls the lower thermostat.

COLD WATER INLET AND DIP TUBE

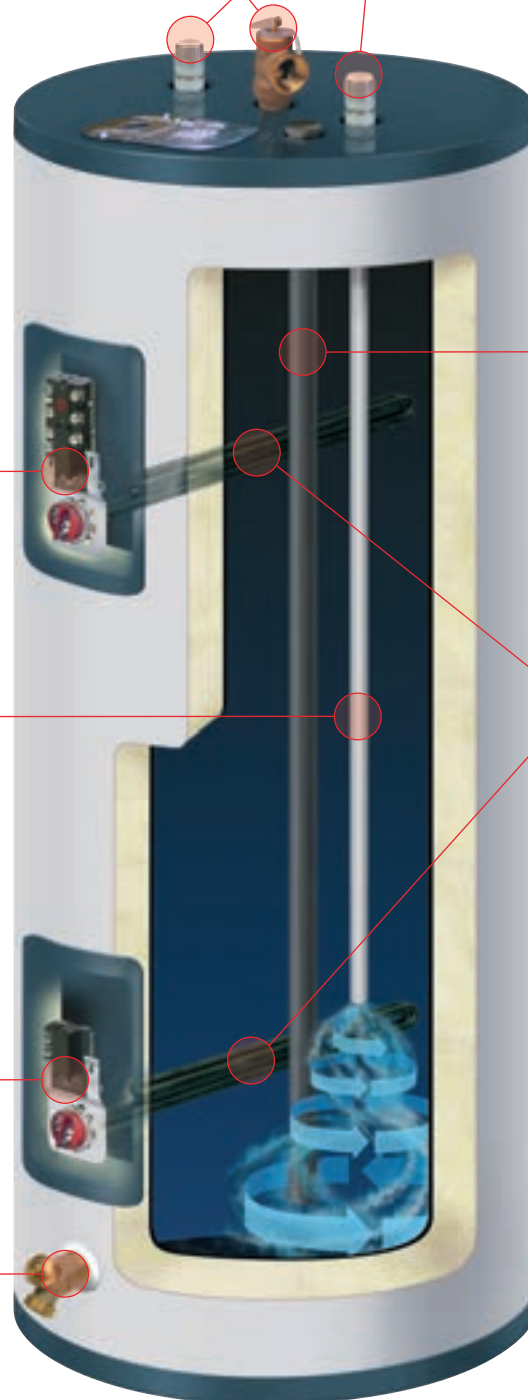
The connection point for incoming cold water. The inlet connects directly to a dip tube which directs the incoming water to the bottom of the tank.

LOWER THERMOSTAT

Maintains desired temperature of the water by regulating the power going to the lower heating element.

DRAIN VALVE

Plastic or metal valve that allows the tank to be emptied should service be required.





ELECTRIC WATER HEATER ELEMENTS

SCREW-IN ELEMENTS – 1 INCH

- Fits most water heaters – screw-in elements with 1 inch NPSM threads fit most water heaters which use screw-in type elements.
- Sheath Material Guide
Stainless Steel: premium corrosion protection for long life
Copper: high quality corrosion protection; may be coated within, nickel or other protective finish
- Watt Density Guide – lower watt density means the element stays cooler and will last longer.
LWD: low watt density (100 watts/square inch or less)
MWD: medium watt density (101 – 150 watts/square inch)
HWD: high watt density (over 150 watts/square inch)

Stainless Steel



UV12904

PART NO	INPUT VOLTAGE (V)	WATTAGE @120V (W)	WATTAGE @240V (W)	WATT DENSITY CLASS	ELEMENT LENGTH FLANGE TO TIP (IN)	OUTER SHEATH MATERIAL
UV13050B*	120	1500	—	LWD	7.48	Stainless Steel (Incoloy)
UV13050A*	240	—	2500	LWD	10.83	Stainless Steel (Incoloy)
UV12903	240	—	3500	LWD	13.90	Stainless Steel (Chromalox)
UV12904*	240	—	4500	LWD	13.44	Stainless Steel (Incoloy)
UV12905*	240	—	5500	MWD	13.27	Stainless Steel (Incoloy)

Copper



UV12896

PART NO	INPUT VOLTAGE (V)	WATTAGE @120V (W)	WATTAGE @240V (W)	WATT DENSITY CLASS	ELEMENT LENGTH FLANGE TO TIP (IN)	OUTER SHEATH MATERIAL
UV12890*	120	1500	—	MWD	7.63	Copper (with Plating)
UV12892*	120	2000	—	HWD	7.54	Copper (with Plating)
UV12891*	240	—	1500	MWD	7.63	Copper (with Plating)
UV12893*	240	—	2000	HWD	7.56	Copper (with Plating)
UV12894*	240	—	2500	HWD	9.38	Copper (with Plating)
UV12895*	240	—	3000	HWD	10.56	Copper (with Plating)
UV12896*	240	—	3500	HWD	12.60	Copper (with Plating)
UV12897*	240	—	3800	HWD	13.44	Copper (with Plating)
UV12898	240	—	4000	HWD	13.47	Copper (with Plating)
UV13049*	240	—	4500	HWD	7.96	Copper (with Plating)
UV12901*	240	—	4500	MWD	11.76	Copper (with Plating)
UV12899*	240	—	4500	HWD	13.50	Copper (with Plating)
UV12900*	240	—	5500	HWD	9.60	Copper (with Plating)

SCREW-IN ELEMENTS – 1-3/8 INCH

Copper



UV12902

PART NO	INPUT VOLTAGE (V)	WATTAGE @120V (W)	WATTAGE @240V (W)	WATT DENSITY CLASS	ELEMENT LENGTH FLANGE TO TIP (IN)	OUTER SHEATH MATERIAL
UV12902	240	—	4500	MWD	11.83	Copper (with Plating)

SSR = Stainless Steel Restored SS = Stainless Steel CR = Copper Restored CU = Copper
HWD = High Watt Density MWD = Medium Watt Density LWD = Low Watt Density

*Add 12PK to the end of the part number to order in case packs of twelve. *Add 6PK to the end of the part number to order in case packs of six.



ELECTRIC WATER HEATER ELEMENTS

FLANGE ELEMENTS – RAISED

- Sheath Material Guide
Stainless Steel: premium corrosion protection for long life
Copper: high quality corrosion protection; may be coated with tin, nickel or other protective finish
- Watt Density Guide – lower watt density means the element stays cooler and will last longer.
LWD: low watt density (100 watts/square inch or less)
MWD: medium watt density (101 – 150 watts/square inch)
HWD: high watt density (over 150 watts/square inch)



UV13048

Stainless Steel

PART NO	INPUT VOLTAGE (V)	WATTAGE @240V (W)	WATT DENSITY CLASS	ELEMENT LENGTH FLANGE TO TIP (IN)	OUTER SHEATH MATERIAL
UV12911*	240	2500	LWD	10.81	Stainless Steel (Chromalox)
UV13048*	240	4500	LWD	13.94	Stainless Steel (Incoloy)



UV13047C

Copper

PART NO	INPUT VOLTAGE (V)	WATTAGE @120V (W)	WATTAGE @240V (W)	WATT DENSITY CLASS	ELEMENT LENGTH FLANGE TO TIP (IN)	OUTER SHEATH MATERIAL
UV12944*	120	1500	—	MWD	7.68	Copper (with Plating)
UV12908*	240	—	1500	MWD	6.18	Copper (with Plating)
UV13047D*	240	—	2500	HWD	9.44	Copper (with Plating)
UV13047A*	240	—	3000	HWD	10.66	Copper (with Plating)
UV12909*	240	—	3500	HWD	12.75	Copper (with Plating)
UV13047C*	240	—	4500	HWD	7.94	Copper (with Plating)
UV12910#	240	—	4500	HWD	13.68	Copper (with Plating)
UV13047B*	240	—	5500	HWD	10.03	Copper (with Plating)

FLANGE ELEMENTS – FLAT

Copper



UV12907

PART NO	INPUT VOLTAGE (V)	WATTAGE @240V (W)	WATT DENSITY CLASS	ELEMENT LENGTH FLANGE TO TIP (IN)	OUTER SHEATH MATERIAL
UV13051*	240	4500	MWD	11.75	Copper (with Plating)
UV12907*	240	4500	HWD	13.50	Copper (with Plating)

SSR = Stainless Steel Resistored SS = Stainless Steel CR = Copper Resistored CU = Copper
HWD = High Watt Density MWD = Medium Watt Density LWD = Low Watt Density

*Add 12PK to the end of the part number to order in case packs of twelve. #Add 6PK to the end of the part number to order in case packs of six.



ELEMENT ACCESSORIES



UV38628

Element Wrench

- Specially designed to fit all screw-in electric water heater elements.
- Fits standard 1-1/2" hex heads used on most water heaters
- Allows use of screwdriver for additional leverage

PART NO	DESCRIPTION
UV38628*	Element Wrench (Fits 1-1/2 in. Hex)



UV12914

Element Gasket Kit

Includes all gaskets commonly used with various types of water heater elements.

- Round gasket for screw-in elements: 1-1/4" ID x 1-1/2" OD x 5/32" thick
- Round gasket for flange elements: 1-1/8" ID x 1-11/16" OD x 1/2" thick
- Square gasket for flange elements: 1-1/4" opening, 2-1/2 x 2-1/2", 1/16" thick

PART NO	DESCRIPTION
UV12914#	Element gasket kit



UV6830

Adapt-O-Flange Element Conversion Kit

Allows the use of a standard screw-in element in a water heater that originally used a flange element.

PART NO	DESCRIPTION
UV6830*	Adapt-O-Flange Element Conversion Kit



Continuity Tester

Designed specifically for use with electric water heater elements by determining whether the internal filament inside the element is intact. Includes LED probe and alligator clamp with 23-1/2" long lead.

PART NO	DESCRIPTION
UV49859	Continuity tester w/ 23-1/2" lead alligator clip

HEATER TUNE-UP KIT – ELECTRIC WATER HEATERS



Provides a quick and easy way to replace the most common items on the most popular water heaters.

- Includes two 240V/4500W screw-in elements with gaskets
- Includes both upper and lower thermostat

PART NO	DESCRIPTION
UV20018*	Electric Water Heater Tune-Up Kit




THERMOSTATS – ELECTRIC WATER HEATERS

ELECTRIC THERMOSTATS WITH HIGH LIMIT CONTROL

2-Pole High Limit – Normally Open/Normally Closed Thermostat Contacts (TOD)


The most popular upper thermostat in residential electric water heaters. These heaters often have a “non-simultaneous” design, which means only one element is on at any given time. Manufactured by TOD. See below for a similar design from APCOM.



PART NO	HIGH LIMIT SETTING (F)	CONTACT CONFIG	HIGH LIMIT ADJUSTMENT RANGE (F)	THERMOSTAT CONTACT CONFIG	THERMOSTAT HIGH LIMIT CONTROL	MANUFACTURER	MANUFACTURER SERIES
UV11698*	170	DPST	90 to 150	SPDT	Manual Reset	TOD	59T/66T

2-Pole High Limit – Normally Open/Normally Closed Thermostat Contacts (APCOM)


The most popular upper thermostat in residential electric water heaters. These heaters often have a “non-simultaneous” design, which means only one element is on at any given time. Manufactured by APCOM. See above for a similar design from Therm-O-Disc (TOD).



PART NO	HIGH LIMIT SETTING (F)	CONTACT CONFIG	HIGH LIMIT ADJUSTMENT RANGE (F)	THERMOSTAT CONTACT CONFIG	THERMOSTAT HIGH LIMIT CONTROL	MANUFACTURER	MANUFACTURER SERIES
UV13359*	180	DPST	110 to 160	SPDT	Manual Reset	APCOM	WH10A

2-Pole High Limit – Normally Closed Thermostat Contacts (TOD)


Commonly used as the upper thermostat in residential electric water heaters with “simultaneous” design, which means both elements are on at the same time.



PART NO	HIGH LIMIT SETTING (F)	CONTACT CONFIG	HIGH LIMIT ADJUSTMENT RANGE (F)	THERMOSTAT CONTACT CONFIG	THERMOSTAT HIGH LIMIT CONTROL	MANUFACTURER	MANUFACTURER SERIES
UV11699*	170	DPST	90 to 150	SPST	Manual Reset	TOD	59T/66T

2-Pole High Limit – Normally Closed Thermostat Contacts (TOD)

Commonly used for 120V residential water heaters with only one element.

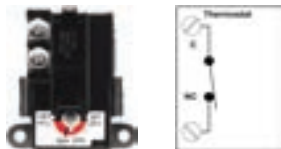


PART NO	HIGH LIMIT SETTING (F)	CONTACT CONFIG	HIGH LIMIT ADJUSTMENT RANGE (F)	THERMOSTAT CONTACT CONFIG	THERMOSTAT HIGH LIMIT CONTROL	MANUFACTURER	MANUFACTURER SERIES
UV11700*	170	SPST	90 to 150	SPST	Manual Reset	TOD	59T/66T

ELECTRIC THERMOSTATS WITHOUT HIGH LIMIT CONTROL

Electric Thermostats without High Limit Control (TOD)


Used as the lower thermostat in residential electric water heaters. Manufactured by TOD. See below for a similar design from APCOM.



PART NO	THERMOSTAT ADJ RANGE (F)	THERMOSTAT CONTACT CONFIG	MANUFACTURER	MANUFACTURER SERIES
UV11695*	90 to 150	SPST	TOD	59T

Electric Thermostats without High Limit Control (APCOM)

Used as the lower thermostat in residential electric water heaters. Manufactured by APCOM. See above for a similar design from Therm-O-Disc (TOD).



PART NO	THERMOSTAT ADJ RANGE (F)	THERMOSTAT CONTACT CONFIG	MANUFACTURER	MANUFACTURER SERIES
UV13360*	110 to 160	SPST	APCOM	WH9



THERMOCOUPLES – GAS WATER HEATERS



Universal Thermocouples

These thermocouples can be used for a wide variety of manufacturers. Includes positioning adapters for various pilot configurations.

PART NO	OVERALL LENGTH (IN.)	BULB DIAMETER (IN.)	BULB LENGTH (IN.)	GAS VALVE END FITTING O.D. (IN.)
UV6379L	18	3/16	2-1/8	11/32-32NS
UV6379R	24	3/16	2-1/8	11/32-32NS
UV6379S	36	3/16	2-1/8	11/32-32NS
UV6379T	48	3/16	2-1/8	11/32-32NS

INSTALLATION ACCESSORIES



Water Connection Kits

PART NO	DESCRIPTION
UV20009	Water Connection Kit – 12 in. Connectors
UV20010	Water Connection Kit – 15 in. Connectors
UV20011	Water Connection Kit – 18 in. Connectors
UV20012	Water Connection Kit – 12 in. Connectors (Includes Compression Fittings)



Copper Flexible Water Connectors

PART NO	LENGTH (IN)	CONNECTOR TUBE MATERIAL	CONNECTOR TUBE OD (IN)	FITTING 1 TYPE	FITTING 1 SIZE (IN)	FITTING 2 TYPE	FITTING 2 SIZE (IN)
UV10351	12	Copper	3/4	NPT – Female	3/4	NPT - Female	3/4
UV10505	15	Copper	3/4	NPT – Female	3/4	NPT - Female	3/4
UV10506*	18	Copper	3/4	NPT – Female	3/4	NPT - Female	3/4



Stainless Steel Flexible Water Connectors

- Flexible stainless steel corrugated connector provides for easy installation
- Gaskets included on both ends to prevent leaks

PART NO	LENGTH (IN)	CONNECTOR TUBE MATERIAL	CONNECTOR TUBE OD (IN)	FITTING 1 TYPE	FITTING 1 SIZE (IN)	FITTING 2 TYPE	FITTING 2 SIZE (IN)
UV12927	12	Stainless Steel	3/4	NPT – Female	3/4	NPT - Female	3/4
UV12928	15	Stainless Steel	3/4	NPT – Female	3/4	NPT - Female	3/4
UV12929	18	Stainless Steel	3/4	NPT – Female	3/4	NPT - Female	3/4



Gas Water Heater Installation Kits

Contains most of the commonly needed basic installation items for most residential gas water heaters.

PART NO	DESCRIPTION
UV20015	Gas Water Heater Installation Kit – 12 in. Connectors
UV20016*	Gas Water Heater Installation Kit – 15 in. Connectors
UV20017	Gas Water Heater Installation Kit – 18 in. Connectors



Electric Water Heater Installation Kits

Contains most of the commonly needed basic installation items for most residential electric water heaters.

PART NO	DESCRIPTION
UV20013#	Electric Water Heater Installation Kit – 15 in. Connectors
UV20014	Electric Water Heater Installation Kit – 18 in. Connectors



FITTINGS & NIPPLES – WATER HEATERS



Dielectric Union

Connects copper pipe to threaded connection. Dielectric insulator helps prevent corrosion at junction between dissimilar metals.

PART NO	FITTING 1 PLUMBING SIZE (IN)	FITTING 1 TYPE	FITTING 2 NPT SIZE (IN)	FITTING 2 TYPE	MATERIAL
UV13045	3/4	Sweat	3/4	Pipe thread – Female	Brass / Zinc plated steel



Compression Fittings (Sets of 2)

Connects copper pipe to threaded connection. No soldering required.

PART NO	FITTING 1 PLUMBING SIZE (IN)	FITTING 1 TYPE	FITTING 2 NPT SIZE (IN)	FITTING 2 TYPE	MATERIAL
UV10354	1/2	Compression	3/4	Pipe thread - Male	Brass
UV10374	3/4	Compression	3/4	Pipe thread - Male	Brass



Nipples – Plastic Lined (Sets of 2)

Plastic lined nipples are used for the hot and cold water connections of the water heater.

PART NO	NPT THREAD SIZE (IN)	LENGTH (IN)	HEAT TRAP TYPE	MATERIAL
UV8397G*	3/4	2-1/4	—	Zinc plated steel / Polypropylene liner



Nipples – Plastic Lined with Heat Trap (sets of 2)

Used for the hot and cold water connections of the water heater. The integral heat traps prevent conductive heat loss between the heated water in the water heater and the connected piping.

PART NO	NPT THREAD SIZE (IN)	LENGTH (IN)	HEAT TRAP TYPE	MATERIAL
UV12992*	3/4	3	Flapper	Zinc plated steel / Polypropylene liner



Drain Valve – Brass with Screwdriver Handle

Connects copper pipe to threaded connection. No soldering required.

PART NO	BODY MATERIAL	SHANK LENGTH (IN)	TANK FITTING SIZE NPT (IN)	GARDEN HOSE FITTING SIZE ACTUAL (IN)	GARDEN HOSE FITTING SIZE NHR NOM (IN)
UV12112G	Brass	2-1/4	3/4	1-1/16	3/4



Drain Valve – Poly with Handgrip Handle

PART NO	BODY MATERIAL	SHANK LENGTH (IN)	TANK FITTING SIZE NPT (IN)	GARDEN HOSE FITTING SIZE ACTUAL (IN)	GARDEN HOSE FITTING SIZE NHR NOM (IN)
UV12039*	Poly	2-1/4	3/4	1-1/16	3/4



T&P Valves

Temperature and pressure relief valves are emergency safety limit devices that will prevent or relieve overheated water or excessive pressure.

PART NO	OVERALL LENGTH (IN)	BODY LENGTH (IN)	SENSOR LENGTH (IN)	NLET THREAD SIZE NPT (IN)	OUTLET THREAD SIZE NPT (IN)	CSA CAPACITY (BTU/HR)	MAX PRESSURE SETTING (PSI)	MAX TEMP SETTING (F)
UV6571B*	7-1/4	3-1/4	4	3/4	3/4	105,000	150	210
UV8346	7-1/4	4-1/4	3	3/4	3/4	105,000	150	210



T&P VALVE RUN-OFF TUBES

These tubes connect to the temperature and pressure relieve valve (T&P Valve) to direct any water released away from the water heater and into a drain.

T&P Valve Run-Off Tube (Top Mount)

Recommended when the T&P Valve is located on the top of the water heater.



PART NO	CONFIGURATION	NPT NIPPLE THREAD SIZE (IN)	TUBE DIAMETER (IN)	TOTAL LENGTH (IN)
UV11956B	Top mount	3/4	13/16	58-1/2 x 12-1/2

T&P Valve Run-Off Tube (Side Mount)

Recommended when the T&P Valve is located on the side of the water heater.



PART NO	CONFIGURATION	NPT NIPPLE THREAD SIZE (IN)	TUBE DIAMETER (IN)	TOTAL LENGTH (IN)
UV11955C	Side mount	3/4	13/16	63

DIP TUBES

Dip Tubes are located at the cold water inlet to your water heater. They direct the water down into the lower part of the tank. As it is heated, the water then rises to the top of the tank where it is withdrawn from the outlet tube. There are several different types of outlets, open, helix and closed. Each of these will distribute the water into the tank in a different way. It is generally recommended that you replace your dip tube with the same type already in the heater. Note that an open end tubes can be cut to length if it is too long for shorter tanks.

Dip Tube – Flare with Open End



PART NO	TUBE DIAMETER (IN)	TOTAL LENGTH (IN)	INLET FITTING	TUBE MATERIAL
UV11248R	3/4	54-3/4	Flare	Polypropylene

Dip Tubes – Heat Trap Nipple with Open End



PART NO	NPT NIPPLE THREAD SIZE (IN)	NIPPLE LENGTH (IN)	TUBE DIAMETER (IN)	TOTAL LENGTH (IN)	INLET FITTING	TUBE MATERIAL
UV12933	3/4	2	1/2	53	Nipple	Polypropylene

ANODE RODS

Anode rods are the most important line of defense in increasing water heater tank life and preventing leaks. These devices work because the metal in the rod is more easily corroded than the metal of the water heater tank. You should check and replace your anode rod on a regular basis. When the rod is depleted, it can no longer protect your tank.

Anode Rod – Magnesium



PART NO	TOTAL LENGTH (IN)	ROD DIAMETER (IN)	HEX HEAD SIZE (IN)	NPT THREAD SIZE (IN)	ANODIC MATERIAL
UV11524C	44-3/16	0.840	1-1/16	3/4	Magnesium



ANODE RODS



Anode Rod – Aluminum

- Special aluminum anode rods for applications where “sulfur smell” in water is a problem
- Can be cut to length for shorter tanks

PART NO	TOTAL LENGTH (IN)	ROD DIAMETER (IN)	HEX HEAD SIZE (IN)	NPT THREAD SIZE (IN)	ANODIC MATERIAL
UV12938	42	0.625	1-1/8	3/4	—



Flexible Anode Rod – Aluminum

- Special anode rod for applications where access to the top of tank is restricted (such as when the water heater is installed underneath a staircase or in a crawlspace). Flexible rod links allow the rod to be fed into the tank opening in these low clearance installations.
- Links can be removed for shorter tanks

PART NO	TOTAL LENGTH (IN)	ROD DIAMETER (IN)	HEX HEAD SIZE (IN)	NPT THREAD SIZE (IN)	ANODIC MATERIAL
UV99004	42	0.750	1-1/16	3/4	Aluminum

WATER HEATER DRAIN PANS



Water Heater Drain Pans – Plastic

Durable plastic drain pans with 1 in. glue PVC fitting; for electric water heaters only.

PART NO	BOTTOM DIAMETER (IN)	TOP DIAMETER (IN)	HEIGHT (IN)	DRAIN HOLE SIZE (IN)	MATERIAL
UV12934	20	22	2-3/4	1-3/8	Plastic
UV12937	22	24	2-3/4	1-3/8	Plastic
UV12935	24	26	2-3/4	1-3/8	Plastic
UV12936	26	28	2-3/4	1-3/8	Plastic



Water Heater Drain Pans – Aluminum

Aluminum drain pans with 1 in. glue PVC fitting; for gas or electric water heaters.

PART NO	BOTTOM DIAMETER (IN)	TOP DIAMETER (IN)	HEIGHT (IN)	DRAIN HOLE SIZE (IN)	MATERIAL
UV12939	20	21	2-1/8	1-3/8	Aluminum
UV12941	22	23	2-1/8	1-3/8	Aluminum
UV12942	24	25	2-1/8	1-3/8	Aluminum
UV12940	26	28	2	1-3/8	Aluminum

WATER HEATER STAND



- Durable galvanized steel water heater stand
- Recommended for 30 to 50 gallon water heater; 660 pound weight limit
- Easy screw and nut assembly

PART NO	DESCRIPTION
UV13044	Water Heater Stand – 21 in. x 21 in. x 16 in.



FLOODSTOP LEAK DETECTOR SYSTEMS

Household water damage exceeds \$5 billion each year and the average flood costs homeowners more than \$5,500. The vast majority of water damage is related to leaking washing machines, dishwashers, water heaters and ice makers. The FloodStop™ leak detection systems automatically sense water leaks and shut off the water supply to the controlled appliances. Features include:

- Automatic shut-off ball valves with high quality solid brass bodies and durable 5-stage gearboxes for reliable operation
- Multiple power options; Includes 120VAC power supply; can use 4C batteries as either backup or primary power if AC is not available
- Vacation settings allow valve shut-off when away
- Low profile sensors (less than 1/8 inch high) allow for placement under appliances or in tight spaces
- Easy installation
- Includes a set of normally open and normally closed alarm contacts
- 1-year limited warranty



Water Heater Point of Use Leak Detector System

Designed specifically to monitor and stop leaks around water heaters.

- Includes 3/4 inch NPT automatic shut-off ball valve
- Includes one leak detector; additional leak detectors may be added in series

PART NO	APPLICATION	NPT BALL VALVE CONNECTION SIZE (IN)
UV34NPT	Water Heater Point of Use	3/4



Washing Machine Point of Use Leak Detector System

Designed specifically to monitor and stop leaks around washing machines.

- Includes two 3/4 inch NPT automatic shut-off ball valves for use with standard washing machine supply hoses
- Includes one leak detector; additional leak detectors may be added in series

PART NO	APPLICATION	NPT BALL VALVE CONNECTION SIZE (IN)
UV34H-90	Washing Machine Point of Use	3/4



Whole House Wireless Leak Detector System

The whole house wireless system provides complete home protection by installing the automatic shut-off ball valve at the main water supply entrance and placing wireless sensors at potential leak points. Leak sensors and the controller wirelessly communicate through INSTEON® technology which uses both the existing home electric wiring and radio-frequency communication. INSTEON adds remote control and automation to lighting and home control applications of all types. An INSTEON program called ALL Link allows for opening and closing the ball valve remotely from anywhere in the world.

- Available with three size of automatic shut-off ball valves: 3/4, 1 or 1-1/4 inch NPT
- Includes four wireless leak sensor modules and four leak sensor pads
- Expandable to a total of 31 wireless sensor modules; each sensor module can support dozens of additional sensor pads with a range up to 6 ft. from the module
- Each leak sensor module can act as a signal booster (repeater) if used with AC power

PART NO	APPLICATION	NPT BALL VALVE CONNECTION SIZE (IN)
UV34NPTW	Whole House – Wireless	3/4
FS1NPTW	Whole House – Wireless	1
FS125NPTW	Whole House – Wireless	1-1/4



LEAK DETECTOR SYSTEM ACCESSORIES



CEXT-9 Control Extension Wire – 9 ft.

- Allows ball valve to be mounted 9 ft. further away from the control module
- Compatible with all FloodStop™ leak detector systems

PART NO	DESCRIPTION
CEXT-9	FloodStop Control Extension Wire – 9 ft.



CEXT-9 Control Extension Wire – 9 ft.

- Allows the control unit to be mounted 9 ft. further away from the transformer
- Compatible with all FloodStop™ leak detector systems

PART NO	DESCRIPTION
WAE-9	FloodStop Transformer Extension Cord – 9 ft.



XS-01 Wired Water Sensor Pad

- Allows dozens of additional sensor pads to be wired in series
- Includes 3 ft. long cable
- Compatible with Water Heater and Washing Machine Point of Use FloodStop™ leak detector systems

PART NO	DESCRIPTION
XS-01	FloodStop Wired Water Sensor Pad



XS-02 Wireless Water Sensor Pad

- Allows dozens of additional sensor pads to be wired in series
- Range up to 6 ft. from the sensor module
- Compatible with Whole House Wireless FloodStop™ leak detector systems

PART NO	DESCRIPTION
XS-02	FloodStop Wireless Sensor Pad



XSM Wireless Sensor Module

- Allows up to 31 wireless sensor modules to be added to the system
- Compatible with Whole House Wireless FloodStop™ leak detector systems

PART NO	DESCRIPTION
XSM	FloodStop Wireless Sensor Module

Ball Valve Units

- Available in various sizes and connection configurations
- Compatible with all FloodStop™ leak detector systems

PART NO	DESCRIPTION
FS3/4C	Ball Valve Unit – 3/4 Compression Fitting (Water Heaters/Main Water Lines)
FS3/8C	Ball Valve Unit – 3/8 in. Compression Fitting (Ice Makers/Dishwashers/Toilets)
FS1NPT	Ball Valve Unit – 1 in. NPT (Water Heaters/Main Water Lines)
FS3/8CD	Ball Valve Unit – Dual 3/8 in. Compression Fitting (Sinks - Hot/Cold)
FS125NPT	Ball Valve Unit – 1-1/4 in. NPT (Water Heaters/Main Water Lines)
FS1/4C	Ball Valve Unit – 1/4 in. Compression Fitting (Ice Maker or Water Filter)



PART NO	DESCRIPTION	PAGE	PART NO	DESCRIPTION	PAGE
280	A/C Leak Freeze (1.5 oz cartridge) - Boxed	181	35161	Manifold - Brass 2-Way - R-12/R-22/R-502	205
282	A/C Leak Freeze w/Magic Frost (1.5 oz cartridge) - Boxed	181	40336	Refrigerant Hose Set - 3 ft. (Standard Fittings)	206
284	A/C Leak Freeze (1.5 oz cartridge) - w/Adapter	181	40360	Refrigerant Hose Set - 5 ft. (Standard Fittings)	206
286	A/C Leak Freeze w/Magic Frost (1.5 oz cartridge) - w/Adapter	181	40372	Refrigerant Hose Set - 6 ft. (Standard Fittings)	206
290	Adaptor for A/C Leak Freeze (5/16 in.)	181	41601	Refrigerant Hose - Blue 5 ft. (Standard Fittings)	206
292	Adaptor for A/C Leak Freeze (1/4 in.)	181	41602	Refrigerant Hose - Yellow 5 ft. (Standard Fittings)	206
430	Blower Motor - 3/4 hp 120-208-230/1/60 (3450 rpm/1 spd)	46	41603	Refrigerant Hose - Red 5 ft. (Standard Fittings)	206
1000	FAST-STAT 1000 Wire Extender	20	45360	Refrigerant Hose Set - 5 ft. (Anti-Blowback Fittings)	207
1220	Humidifier Pad	37	45601	Refrigerant Hose - Blue 5 ft. (Anti-Blowback Fittings)	207
1412	Humidifier Pad	37	45602	Refrigerant Hose - Yellow 5 ft. (Anti-Blowback Fittings)	207
1507	Lineset Tape - Black - 2 in. x 60 yds.		45603	Refrigerant Hose - Red 5 ft. (Anti-Blowback Fittings)	207
1859	Condenser Motor - 1/6 hp 208-230/1/60 (1075 rpm/1 spd)	48	46360	Refrigerant Hose Set - 5 ft. (Anti-Blowback Fittings)	207
1860	Condenser Motor - 1/4 hp 208-230/1/60 (1075 rpm/1 spd)	48	48604	Refrigerant Hose - Black 5 ft. (Standard Fittings)	206
1861	Condenser Motor - 1/3 hp 208-230/1/60 (1075 rpm/1 spd)	48	50313	Freeze Stat (L50)	118
1862	Condenser Motor - 1/2 hp 208-230/1/60 (1075 rpm/1 spd)	48	52245	Digital Pressure/Temperature Chart	210
1863	Blower Motor - 1/4 hp 120/1/60 (1075 rpm/3 spd)	46	53123	Refrigerant Dye Injector - Refillable (w/2 oz. Concentrated Dye)	177
1864	Blower Motor - 1/3 hp 120/1/60 (1075 rpm/3 spd)	46	53223	Refrigerant Dye Injector - Cartridge Type	177
1865	Blower Motor - 1/2 hp 120/1/60 (1075 rpm/3 spd)	46	53400	UV Leak Detector Kit	208
1868	Condenser Motor - 3/4 hp 208-230/1/60 (1075 rpm/1 spd)	48	53450	UV Leak Detector Kit with Refillable Dye Injector	209
1893	Blower Motor - 3/4 hp 120-208-230/1/60 (1725 rpm/1 spd)	46	53625	Fluorescent Refrigerant Dye (All Refrigerants/All Oils) - 2 oz.	177
1971	Blower Motor - 1/4 hp 208-230/1/60 (1075 rpm/3 spd)	46	55100	Electronic Leak Detector	208
1972	Blower Motor - 1/3 hp 208-230/1/60 (1075 rpm/3 spd)	46	55200	Electronic/UV Leak Detector Kit	208
1973	Blower Motor - 1/2 hp 208-230/1/60 (1075 rpm/3 spd)	46	55300	Electronic/UV Leak Detector Kit with Cartridge Type Dye Injector	208
2010	Thermister Probe - 0.5 in.	212	57161	Manifold - Aluminum 2-Way - R-22/R-404A/R-410A	205
3000	FAST-STAT 3000 Wire Extender	20	58501	Gauge - Low - R-22/R-404A/R-410A	
3323	Condenser Motor - 1/3-1/6 hp 208-230/1/60 (1075 rpm/1 spd)	48	58803	Gauge - High - R-22/R-404A/R-410A	
4011	Pipe Strap Thermister Temperature Probe	212	59161	Manifold - Brass 2-Way - R-22/R-404A/R-410A	205
5000	FAST-STAT 5000 Wire Extender	20	59261	Manifold - Brass 2-Way - R-22/R-404A/R-410A	205
5460	Blower Motor - 1/6-1/2 hp 120/1/60 (1075 rpm/4 spd)	46	59861	Manifold - Aluminum 3-Way - R-22/R-404A/R-410A	204
5461	Blower Motor - 1/6-1/2 hp 208-230/1/60 (1075 rpm/4 spd)	46	62010	Refrigerant Recovery Cylinder - 400 psi (30 lbs)	135
5462	Condenser Motor - 1/3-1/6 hp 208-230/1/60 (1075 rpm/2 spd)	48	62011	Refrigerant Recovery Cylinder - 400 psi (30 lbs) w/Float Switch	135
5464	Condenser Motor - 1/3-1/6 hp 208-230/1/60 (825 rpm/2 spd)	48	63010	Refrigerant Recovery Cylinder - 400 psi (50 lbs)	135
5465	Condenser Motor - 1/5-1/2 hp 208-230/1/60 (1075 rpm/2 spd)	48	65010	Refrigerant Recovery Cylinder - 400 psi (50 lbs) w/Float Switch	135
5470	Blower Motor - 1/5-3/4hp 120/1/60 (1075 rpm/4 spd)	46	67010	Refrigerant Recovery Cylinder - 400 psi (30 lbs) w/Float Switch	135
5471	Blower Motor - 1/5-3/4hp 208-230/1/60 (1075 rpm/4 spd)	46	69000	Refrigerant Recovery System	202
7000	FAST-STAT 7000 Wire Extender	20	70027	Tube Cutter - Mini	238
8100	Blower Motor - 1/3 hp 120/1/60 (1725 rpm/1 spd)	46	70029	Tube Cutter - Midi	238
8200	Blower Motor - 1/2 hp 120/1/60 (1725 rpm/1 spd)	46	70031	Tube Cutter - Ratchet Style	239
8431	Liquid-Tight Flexible Non-Metallic Conduit (1/2 in. x 100 ft.)	86	70033	Tube Cutter - Heavy Duty	238
8432	Liquid-Tight Flexible Non-Metallic Conduit (3/4 in. x 100 ft.)	86	70035	Tube Cutter - Heavy Duty	239
8904	Blower Motor - 3/4 hp 120/1/60 (1075 rpm/3 spds)	46	70037	Tube Cutter - Sliding Ratchet Style	239
8905	Blower Motor - 3/4 hp 208-230/1/60 (1075 rpm/3 spds)	46	70038	Tube Cutter - Sliding Ratchet Style	239
8924	Battery Charger with Lugs (to charge battery outside of unit)	247	70040	Multi-Step Swaging Tool - Punch Type	237
8944	Vehicle Adapter for Battery Charger	247	70048	Swaging Tool Set - Punch Type (Set of 5)	237
8945	Spray Wand - 36 in. long - 90°	246	70051	Flaring Tool	236
9000	FAST-STAT 9000 Wire Extender	20	70052	Flaring Tool	236
9501	Hydro-Balance Coil and Duct Spray (Bottle) - 1 gallon	173	70053	Flaring and Swaging Tool Set	237
9532	Hydro-Balance Coil and Duct Spray (Spray Bottle) - 1 quart.	173	70069	Tube Bender - 3/16 in., 1/4 in., 5/16 in. and 3/8 in.	240
31229	Great White Pipe Joint Compound with PTFE - 1 oz.	164	70070	Tube Bender Kit - Ratchet Style	240
31230	Great White Pipe Joint Compound with PTFE - 4 oz.	164	70082	Refrigeration Service Wrench - Ratcheting	217
31231	Great White Pipe Joint Compound with PTFE - 8 oz.	164	70090	Tube Cutter Set - 3 Piece w/Case	239
31232	Great White Pipe Joint Compound with PTFE - 16 oz.	164	71600	Tubing Expander - Hydra-Swage	237
31233	Great White Pipe Joint Compound with PTFE - 32 oz.	164	80011	Pipe Cutter - PVC - Ratchet Style	242
31261	Great Blue Pipe Joint Compound - 4 oz.	164	86690	Novent 1/4 in. Universal Starter Pack	77
31262	Great Blue Pipe Joint Compound - 8 oz.	164	90062	Vacuum Pump - 2 CFM - 120V	201
33661	Manifold - Brass 2-Way - R-12/R-22/R-502 (w/Hoses - 5 ft.)	205	90065	Vacuum Pump - 5 CFM - 120V (2-Stage)	201



PART NO	DESCRIPTION	PAGE
90067	Vacuum Pump - 7.5 CFM - 120V (2-Stage)	201
90262	Refrigerant Hose Extension Set w/Ball Valve	207
91250	Gauge - Low - R-12/R-22/R-502	
91490	Valve Core Removal Tool	211
91496	Valve Core Removal Tool	211
91499	Superheat Measurement Kit	211
91500	Gauge - High - R-12/R-22/R-502	
91553	Gauge Protector Set - Red & Blue	205
92708	Fluorescent Refrigerant Dye (All Refrigerants/POE Oil) - 8 oz.	177
93125	Tape Measure - 25 ft. x 1 in. wide (Magnetic Single Hook)	243
95361	Manifold - Aluminum 4-Way - R-12/R-22/R-502)	204
95661	Manifold - Aluminum 2-Way - R-12/R-22/R-502	205
96612	Heat Recovery Unit - R-22/R-410A (R6K-410)	118
96668	Pinellas County Kit (PC Kit)	118
98210	Charging Scales - Programmable	203
98230	Charging Scale Solenoid Module	203
98250	Electronic Tank Heater	135
99103	Manifold - Digital 2-Way	204
200782	Electrical Tape (PVC) - 3/4 in. x 66 ft	145
362206	Nipple - Black Pipe (1/2 in. x Close)	129
362207	Nipple - Black Pipe (1/2 in. x 1-1/2 in. long)	129
362208	Nipple - Black Pipe (1/2 in. x 2 in. long)	129
362209	Nipple - Black Pipe (1/2 in. x 2-1/2 in. long)	129
362210	Nipple - Black Pipe (1/2 in. x 3 in. long)	129
362211	Nipple - Black Pipe (1/2 in. x 3-1/2 in. long)	129
362213	Nipple - Black Pipe (1/2 in. x 4-1/2 in. long)	129
362214	Nipple - Black Pipe (1/2 in. x 5 in. long)	129
362215	Nipple - Black Pipe (1/2 in. x 5-1/2 in. long)	129
362216	Nipple - Black Pipe (1/2 in. x 6 in. long)	129
362218	Nipple - Black Pipe (1/2 in. x 7 in. long)	129
362220	Nipple - Black Pipe (1/2 in. x 8 in. long)	129
362222	Nipple - Black Pipe (1/2 in. x 9 in. long)	129
362224	Nipple - Black Pipe (1/2 in. x 10 in. long)	129
362226	Nipple - Black Pipe (1/2 in. x 11 in. long)	129
362228	Nipple - Black Pipe (1/2 in. x 12 in. long)	129
362231	Cut Black Pipe - (1/2 in. x 15 in. long)	129
362233	Cut Black Pipe - (1/2 in. x 18 in. long)	129
362234	Cut Black Pipe - (1/2 in. x 24 in. long)	129
362235	Cut Black Pipe - (1/2 in. x 30 in. long)	130
362237	Cut Black Pipe - (1/2 in. x 48 in. long)	130
362238	Nipple - Black Pipe (1/2 in. x 60 in. long)	130
362241	Nipple - Black Pipe (3/4 in. x Close)	130
362242	Nipple - Black Pipe (3/4 in. x 1-1/2 in. long)	130
362244	Nipple - Black Pipe (3/4 in. x 2-1/2 in. long)	130
362245	Nipple - Black Pipe (3/4 in. x 3 in. long)	130
362246	Nipple - Black Pipe (3/4 in. x 3-1/2 in. long)	130
362247	Nipple - Black Pipe (3/4 in. x 4 in. long)	130
362248	Nipple - Black Pipe (3/4 in. x 4-1/2 in. long)	130
362249	Nipple - Black Pipe (3/4 in. x 5 in. long)	130
362251	Nipple - Black Pipe (3/4 in. x 6 in. long)	130
362253	Nipple - Black Pipe (3/4 in. x 7 in. long)	130
362255	Nipple - Black Pipe (3/4 in. x 8 in. long)	130
362257	Nipple - Black Pipe (3/4 in. x 9 in. long)	130
362259	Nipple - Black Pipe (3/4 in. x 10 in. long)	130
362261	Nipple - Black Pipe (3/4 in. x 11 in. long)	130
362263	Nipple - Black Pipe (3/4 in. x 12 in. long)	130

PART NO	DESCRIPTION	PAGE
362268	Cut Black Pipe - (3/4 in. x 18 in. long)	130
362276	Nipple - Black Pipe (1 in. x Close)	130
362277	Nipple - Black Pipe (1 in. x 2 in. long)	130
362278	Nipple - Black Pipe (1 in. x 2-1/2 in. long)	130
362279	Nipple - Black Pipe (1 in. x 3 in. long)	130
362280	Nipple - Black Pipe (1 in. x 3-1/2 in. long)	130
362282	Nipple - Black Pipe (1 in. x 4-1/2 in. long)	130
362283	Nipple - Black Pipe (1 in. x 5 in. long)	130
362284	Nipple - Black Pipe (1 in. x 5-1/2 in. long)	130
362285	Nipple - Black Pipe (1 in. x 6 in. long)	130
362287	Nipple - Black Pipe (1 in. x 7 in. long)	130
362289	Nipple - Black Pipe (1 in. x 8 in. long)	130
362291	Nipple - Black Pipe (1 in. x 9 in. long)	130
362293	Nipple - Black Pipe (1 in. x 10 in. long)	130
362295	Nipple - Black Pipe (1 in. x 11 in. long)	130
362297	Nipple - Black Pipe (1 in. x 12 in. long)	130
362303	Cut Black Pipe - (1 in. x 18 in. long)	130
362309	Cut Black Pipe - (1 in. x 24 in. long)	130
362310	Nipple - Black Pipe (1-1/4 in. x Close)	
362312	Nipple - Black Pipe (1-1/4 in. x 2-1/2 in. long)	
362313	Nipple - Black Pipe (1-1/4 in. x 3 in. long)	
362314	Nipple - Black Pipe (1-1/4 in. x 3-1/2 in. long)	
362315	Nipple - Black Pipe (1-1/4 in. x 4 in. long)	
362316	Nipple - Black Pipe (1-1/4 in. x 4-1/2 in. long)	
362317	Nipple - Black Pipe (1-1/4 in. x 5 in. long)	
362318	Nipple - Black Pipe (1-1/4 in. x 5-1/2 in. long)	
362319	Nipple - Black Pipe (1-1/4 in. x 6 in. long)	
362321	Nipple - Black Pipe (1-1/4 in. x 7 in. long)	
362323	Nipple - Black Pipe (1-1/4 in. x 8 in. long)	
362327	Nipple - Black Pipe (1-1/4 in. x 10 in. long)	
362329	Nipple - Black Pipe (1-1/4 in. x 11 in. long)	
362331	Nipple - Black Pipe (1-1/4 in. x 12 in. long)	
362337	Cut Black Pipe - (1-1/4 in. x 18 in. long)	
362343	Cut Black Pipe - (1-1/4 in. x 24 in. long)	
362344	Nipple - Black Pipe (1-1/2 in. x Close)	131
362345	Nipple - Black Pipe (1-1/2 in. x 2 in. long)	131
362346	Nipple - Black Pipe (1-1/2 in. x 2-1/2 in. long)	131
362347	Nipple - Black Pipe (1-1/2 in. x 3 in. long)	131
362348	Nipple - Black Pipe (1-1/2 in. x 3-1/2 in.)	131
362349	Nipple - Black Pipe (1-1/2 in. x 4 in. long)	131
362351	Nipple - Black Pipe (1-1/2 in. x 5 in. long)	131
362352	Nipple - Black Pipe (1-1/2 in. x 5-1/2 in. long)	131
362353	Nipple - Black Pipe (1-1/2 in. x 6 in. long)	131
362357	Nipple - Black Pipe (1-1/2 in. x 8 in. long)	131
362361	Nipple - Black Pipe (1-1/2 in. x 10 in. long)	131
362365	Nipple - Black Pipe (1-1/2 in. x 12 in. long)	131
362371	Cut Black Pipe - (1-1/2 in. x 18 in. long)	131
362377	Cut Black Pipe - (1-1/2 in. x 24 in. long)	131
362378	Nipple - Black Pipe (2 in. x Close)	131
362379	Nipple - Black Pipe (2 in. x 2-1/2 in. long)	131
362381	Nipple - Black Pipe (2 in. x 3-1/2 in. long)	131
362382	Nipple - Black Pipe (2 in. x 4 in. long)	131
362384	Nipple - Black Pipe (2 in. x 5 in. long)	131
362385	Nipple - Black Pipe (2 in. x 5-1/2 in. long)	131
362386	Nipple - Black Pipe (2 in. x 6 in. long)	131
362390	Nipple - Black Pipe (2 in. x 8 in. long)	131



PART NO	DESCRIPTION	PAGE
362394	Nipple - Black Pipe (2 in. x 10 in. long)	131
362398	Nipple - Black Pipe (2 in. x 12 in. long)	131
362404	Cut Black Pipe - (2 in. x 18 in. long)	131
425004	Circuit Breaker - 20A (1-Pole)	90
425007	Circuit Breaker - 20A (1-Pole)	90
425015	Circuit Breaker - 20A (1-Pole)	90
425017	Circuit Breaker - 50A (2-Pole)	90
425018	Circuit Breaker - 20A (1-Pole)	90
425021	Circuit Breaker - 60A (2-Pole)	90
425022	Circuit Breaker - 20A (1-Pole)	90
425029	Circuit Breaker - 20A (1-Pole)	90
425031	Circuit Breaker - 60A (2-Pole)	90
425032	Circuit Breaker - 20A (1-Pole)	90
425034	Circuit Breaker - 60A (2-Pole)	90
425035	Circuit Breaker - 20A (2-Pole)	90
425037	Circuit Breaker - 50A (2-Pole)	90
439100	Turbo200 Capacitor	91
439101	Turbo200X Capacitor	92
439102	Turbo200 MINI Capacitor	92
439103	TurboMeter (DSC)	92
455001	Liquid-Tight Conduit Fitting - 1/2 in. Straight (Quick Twist)	86
455002	Liquid-Tight Conduit Fitting - 1/2 in. 90° (Quick Twist)	87
455003	Liquid-Tight Conduit Fitting - 3/4 in. Straight (Quick Twist)	86
455004	Liquid-Tight Conduit Fitting - 3/4 in. 90° (Quick Twist)	87
455005	Liquid-Tight Conduit Fitting - 1/2 in. Straight	86
523000	Clear Cleaner - 128 oz.	166
523001	Clear Cleaner - 32 oz.	166
523003	Clear Cleaner - 8 oz.	166
523004	Purple Primer - NSF Listed - 128 oz.	167
523005	Purple Primer - NSF Listed - 32 oz.	167
523006	Purple Primer - NSF Listed - 16 oz.	167
523007	Purple Primer - NSF Listed - 8 oz.	167
540031	FilterLock - Filter Slot Cover	39
572001	Brazing Rods - 5/64 in. diameter x 20 in. - 0% Silver	147
583002	Pipe Flashing - Aluminum Self-Seal	155
583004	Pipe Flashing - Aluminum Self-Seal	155
583010	Pipe Flashing - Aluminum Self-Seal (Black)	155
583014	Pipe Flashing - Poly Universal	156
583016	Pipe Flashing - Poly Universal	156
583018	Pipe Flashing - Poly Universal	156
595001	Oil Nozzle - Hollow Spray (0.75A, 30°)	102
595002	Oil Nozzle - Solid Spray (0.75B, 30°)	103
595003	Oil Nozzle - All Purpose (0.75W, 30°)	105
595004	Oil Nozzle - Hollow Spray (0.80A, 30°)	102
595005	Oil Nozzle - Solid Spray (0.80B, 30°)	104
595006	Oil Nozzle - All Purpose (0.80W, 30°)	105
595007	Oil Nozzle - Hollow Spray (0.85A, 30°)	102
595008	Oil Nozzle - Solid Spray (0.85B, 30°)	104
595010	Oil Nozzle - Hollow Spray (0.90A, 30°)	102
595011	Oil Nozzle - Solid Spray (0.90B, 30°)	104
595012	Oil Nozzle - All Purpose (0.90W, 30°)	105
595015	Oil Nozzle - Hollow Spray (1.00A, 30°)	102
595017	Oil Nozzle - All Purpose (1.00W, 30°)	105
595020	Oil Nozzle - Hollow Spray (1.10A, 30°)	102
595021	Oil Nozzle - Solid Spray (1.10B, 30°)	104
595022	Oil Nozzle - All Purpose (1.10W, 30°)	105

PART NO	DESCRIPTION	PAGE
595025	Oil Nozzle - Hollow Spray (0.75A, 45°)	102
595026	Oil Nozzle - Hollow Spray (0.75A, 60°)	102
595027	Oil Nozzle - Hollow Spray (0.75A, 70°)	102
595028	Oil Nozzle - Hollow Spray (0.75A, 80°)	102
595029	Oil Nozzle - Hollow Spray (0.75A, 90°)	102
595030	Oil Nozzle - Solid Spray (0.75B, 45°)	103
595031	Oil Nozzle - Solid Spray (0.75B, 60°)	103
595032	Oil Nozzle - Solid Spray (0.75B, 70°)	103
595033	Oil Nozzle - Solid Spray (0.75B, 80°)	103
595034	Oil Nozzle - Solid Spray (0.75B, 90°)	104
595036	Oil Nozzle - All Purpose (0.75W, 60°)	105
595037	Oil Nozzle - All Purpose (0.75W, 70°)	105
595038	Oil Nozzle - All Purpose (0.75W, 80°)	105
595039	Oil Nozzle - All Purpose (0.75W, 90°)	105
595040	Oil Nozzle - Hollow Spray (0.80A, 45°)	103
595041	Oil Nozzle - Hollow Spray (0.80A, 60°)	103
595042	Oil Nozzle - Hollow Spray (0.80A, 70°)	103
595043	Oil Nozzle - Hollow Spray (0.80A, 80°)	103
595044	Oil Nozzle - Hollow Spray (0.80A, 90°)	103
595045	Oil Nozzle - Solid Spray (0.80B, 45°)	104
595046	Oil Nozzle - Solid Spray (0.80B, 60°)	104
595047	Oil Nozzle - Solid Spray (0.80B, 70°)	104
595048	Oil Nozzle - Solid Spray (0.80B, 80°)	104
595049	Oil Nozzle - Solid Spray (0.80B, 90°)	104
595050	Oil Nozzle - All Purpose (0.80W, 45°)	105
595051	Oil Nozzle - All Purpose (0.80W, 60°)	105
595052	Oil Nozzle - All Purpose (0.80W, 70°)	105
595053	Oil Nozzle - All Purpose (0.80W, 80°)	105
595054	Oil Nozzle - All Purpose (0.80W, 90°)	105
595055	Oil Nozzle - Hollow Spray (0.85A, 45°)	103
595056	Oil Nozzle - Hollow Spray (0.85A, 60°)	103
595057	Oil Nozzle - Hollow Spray (0.85A, 70°)	103
595058	Oil Nozzle - Hollow Spray (0.85A, 80°)	103
595059	Oil Nozzle - Hollow Spray (0.85A, 90°)	103
595060	Oil Nozzle - Solid Spray (0.85B, 45°)	104
595061	Oil Nozzle - Solid Spray (0.85B, 60°)	104
595062	Oil Nozzle - Solid Spray (0.85B, 70°)	104
595063	Oil Nozzle - Solid Spray (0.85B, 80°)	104
595064	Oil Nozzle - Solid Spray (0.85B, 90°)	104
595065	Oil Nozzle - All Purpose (0.85W, 45°)	105
595066	Oil Nozzle - All Purpose (0.85W, 60°)	105
595067	Oil Nozzle - All Purpose (0.85W, 70°)	105
595068	Oil Nozzle - All Purpose (0.85W, 80°)	105
595069	Oil Nozzle - All Purpose (0.85W, 90°)	105
595070	Oil Nozzle - Hollow Spray (0.90A, 45°)	103
595071	Oil Nozzle - Hollow Spray (0.90A, 60°)	103
595072	Oil Nozzle - Hollow Spray (0.90A, 70°)	103
595073	Oil Nozzle - Hollow Spray (0.90A, 80°)	103
595074	Oil Nozzle - Hollow Spray (0.90A, 90°)	103
595075	Oil Nozzle - Solid Spray (0.90B, 45°)	104
595076	Oil Nozzle - Solid Spray (0.90B, 60°)	104
595077	Oil Nozzle - Solid Spray (0.90B, 70°)	104
595078	Oil Nozzle - Solid Spray (0.90B, 80°)	104
595079	Oil Nozzle - Solid Spray (0.90B, 90°)	104
595080	Oil Nozzle - All Purpose (0.90W, 45°)	105
595081	Oil Nozzle - All Purpose (0.90W, 60°)	105



PART NO	DESCRIPTION	PAGE
595082	Oil Nozzle - All Purpose (0.90W, 70°)	105
595083	Oil Nozzle - All Purpose (0.90W, 80°)	105
595084	Oil Nozzle - All Purpose (0.90W, 90°)	105
595095	Oil Nozzle - Hollow Spray (1.00A, 45°)	103
595096	Oil Nozzle - Hollow Spray (1.00A, 60°)	103
595097	Oil Nozzle - Hollow Spray (1.00A, 70°)	103
595098	Oil Nozzle - Hollow Spray (1.00A, 80°)	103
595099	Oil Nozzle - Hollow Spray (1.00A, 90°)	103
595100	Oil Nozzle - Solid Spray (1.00B, 45°)	104
595101	Oil Nozzle - Solid Spray (1.00B, 60°)	104
595102	Oil Nozzle - Solid Spray (1.00B, 70°)	104
595103	Oil Nozzle - Solid Spray (1.00B, 80°)	104
595104	Oil Nozzle - Solid Spray (1.00B, 90°)	104
595105	Oil Nozzle - All Purpose (1.00W, 45°)	105
595106	Oil Nozzle - All Purpose (1.00W, 60°)	105
595107	Oil Nozzle - All Purpose (1.00W, 70°)	105
595109	Oil Nozzle - All Purpose (1.00W, 90°)	105
595120	Oil Nozzle - Hollow Spray (1.10A, 45°)	103
595121	Oil Nozzle - Hollow Spray (1.10A, 60°)	103
595123	Oil Nozzle - Hollow Spray (1.10A, 80°)	103
595124	Oil Nozzle - Hollow Spray (1.10A, 90°)	103
595125	Oil Nozzle - Solid Spray (1.10B, 45°)	104
595126	Oil Nozzle - Solid Spray (1.10B, 60°)	104
595127	Oil Nozzle - Solid Spray (1.10B, 70°)	104
595128	Oil Nozzle - Solid Spray (1.10B, 80°)	104
595129	Oil Nozzle - Solid Spray (1.10B, 90°)	104
595130	Oil Nozzle - All Purpose (1.10W, 45°)	105
595131	Oil Nozzle - All Purpose (1.10W, 60°)	105
595132	Oil Nozzle - All Purpose (1.10W, 70°)	105
595133	Oil Nozzle - All Purpose (1.10W, 80°)	105
595134	Oil Nozzle - All Purpose (1.10W, 90°)	105
595145	Oil Nozzle - Solid Spray (0.65B, 80°)	104
595147	Oil Nozzle - Hollow Spray (0.55A, 80°)	102
595148	Oil Nozzle - Hollow Spray (0.55A, 90°)	102
611004	Gas Ball Valve - Heavy Duty (3/4 in. NPT)	128
611005	Gas Ball Valve - Heavy Duty (1 in. NPT)	128
612825	Copper Lineset - 3/8 in./3/4 in. x 25 ft. long	64
612835	Copper Lineset - 3/8 in./3/4 in. x 35 ft. long	64
612850	Copper Lineset - 3/8 in./3/4 in. x 50 ft. long	64
614825	Copper Lineset - 3/8 in./7/8 in. x 25 ft. long	64
614835	Copper Lineset - 3/8 in./7/8 in. x 35 ft. long	64
614850	Copper Lineset - 3/8 in./7/8 in. x 50 ft. long	64
620044	Ignition Module - Intermittent Pilot	101
625010	Ignition Module - Intermittent Pilot	101
625013	Ignition Control Module - Intermittent Pilot	101
625019	Ignitor - Hot Surface Ignition (HSI - Silicon Carbide)	100
625020	Ignitor - Hot Surface Ignition (HSI - Silicon Carbide)	100
625024	Ignitor - Hot Surface Ignition (HSI - Silicon Carbide)	100
625026	Compression Fitting w/Breakaway Ferrule	98
625030	Compression Fitting w/Breakaway Ferrule	98
640010	Duct Strap - Polypropylene - 1-3/4 in. x 100 yards (Black)	146
640011	Duct Strap - 26 Gauge Galvanized - 1 in. x 100 ft.	146
640012	Duct Strap - 30 Gauge Galvanized - 1 in. x 100 ft.	146
640013	Duct Strap - 30 Gauge Galvanized - 1-1/2 in. x 100 ft.	146
640014	Duct Strap - 26 Gauge Galvanized - 1-1/2 in. x 100 ft.	146
640015	Duct Strap - 22 Gauge Galvanized - 1 in. x 100 ft.	146

PART NO	DESCRIPTION	PAGE
640016	Hanger Strap - 28 Gauge Galvanized - 3/4 in. x 100 ft.	146
640017	Hanging Wire - Galvanized 18 Gauge (5 lb. Roll - 830 ft.)	146
640021	Duct Strap - Polypropylene - 3 in. x 100 yards (Silver)	146
640022	Duct Strap - Polypropylene - 3 in. x 100 yards (Black)	146
660101	Elbow - 90° Black Pipe Fitting (1/4 in.)	132
660102	Elbow - 90° Black Pipe Fitting (3/8 in.)	132
660103	Elbow - 90° Black Pipe Fitting (1/2 in.)	132
660104	Elbow - 90° Black Pipe Fitting (3/4 in.)	132
660105	Elbow - 90° Black Pipe Fitting (1 in.)	132
660106	Elbow - 90° Black Pipe Fitting (1-1/4 in.)	132
660107	Elbow - 90° Black Pipe Fitting (1-1/2 in.)	132
660108	Elbow - 90° Black Pipe Fitting (2 in.)	132
660121	Street Elbow - 90° Black Pipe Fitting (1/4 in.)	132
660122	Street Elbow - 90° Black Pipe Fitting (3/8 in.)	132
660123	Street Elbow - 90° Black Pipe Fitting (1/2 in.)	132
660124	Street Elbow - 90° Black Pipe Fitting (3/4 in.)	132
660125	Street Elbow - 90° Black Pipe Fitting (1 in.)	132
660126	Street Elbow - 90° Black Pipe Fitting (1-1/4 in.)	132
660127	Street Elbow - 90° Black Pipe Fitting (1-1/2 in.)	132
660128	Street Elbow - 90° Black Pipe Fitting (2 in.)	132
660147	Reducing Elbow - 90° Black Pipe Fitting (3/4 in. x 1/2 in.)	132
660149	Reducing Elbow - 90° Black Pipe Fitting (1 in. x 3/4 in.)	132
660181	Elbow - 45° Black Pipe Fitting (1/4 in.)	132
660182	Elbow - 45° Black Pipe Fitting (3/8 in.)	132
660183	Elbow - 45° Black Pipe Fitting (1/2 in.)	132
660184	Elbow - 45° Black Pipe Fitting (3/4 in.)	132
660185	Elbow - 45° Black Pipe Fitting (1 in.)	132
660186	Elbow - 45° Black Pipe Fitting (1-1/4 in.)	132
660187	Elbow - 45° Black Pipe Fitting (1-1/2 in.)	132
660188	Elbow - 45° Black Pipe Fitting (2 in.)	132
660201	Street Elbow - 45° Black Pipe Fitting (1/4 in.)	132
660202	Street Elbow - 45° Black Pipe Fitting (3/8 in.)	132
660203	Street Elbow - 45° Black Pipe Fitting (1/2 in.)	132
660204	Street Elbow - 45° Black Pipe Fitting (3/4 in.)	132
660205	Street Elbow - 45° Black Pipe Fitting (1 in.)	132
660206	Street Elbow - 45° Black Pipe Fitting (1-1/4 in.)	132
660207	Street Elbow - 45° Black Pipe Fitting (1-1/2 in.)	132
660208	Street Elbow - 45° Black Pipe Fitting (2 in.)	132
660221	Tee - Black Pipe Fitting (1/4 in. x 1/4 in. x 1/4 in.)	133
660222	Tee - Black Pipe Fitting (3/8 in. x 3/8 in. x 3/8 in.)	133
660223	Tee - Black Pipe Fitting (1/2 in. x 1/2 in. x 1/2 in.)	133
660224	Tee - Black Pipe Fitting (3/4 in. x 3/4 in. x 3/4 in.)	133
660225	Tee - Black Pipe Fitting (1 in. x 1 in. x 1 in.)	133
660226	Tee - Black Pipe Fitting (1-1/4 in. x 1-1/4 in. x 1-1/4 in.)	133
660227	Tee - Black Pipe Fitting (1-1/2 in. x 1-1/2 in. x 1-1/2 in.)	133
660228	Tee - Black Pipe Fitting (2 in. x 2 in. x 2 in.)	133
660246	Reducing Tee - Black Pipe Fitting (3/4 in. x 3/4 in. x 1/2 in.)	133
660247	Reducing Tee - Black Pipe Fitting (3/4 in. x 1/2 in. x 1/2 in.)	133
660248	Reducing Tee - Black Pipe Fitting (3/4 in. x 1/2 in. x 3/4 in.)	133
660251	Reducing Tee - Black Pipe Fitting (1 in. x 1 in. x 1/2 in.)	133
660322	Coupling - Black Pipe Fitting (3/8 in.)	133
660323	Coupling - Black Pipe Fitting (1/2 in.)	133
660324	Coupling - Black Pipe Fitting (3/4 in.)	133
660325	Coupling - Black Pipe Fitting (1 in.)	133
660326	Coupling - Black Pipe Fitting (1-1/4 in.)	133
660327	Coupling - Black Pipe Fitting (1-1/2 in.)	133



PART NO	DESCRIPTION	PAGE
660328	Coupling - Black Pipe Fitting (2 in.)	133
660399	Bushing - Black Pipe Fitting (3/4 in. x 1/2 in.)	134
660402	Bushing - Black Pipe Fitting (1 in. x 1/2 in.)	134
660403	Bushing - Black Pipe Fitting (1 in. x 3/4 in.)	134
660451	Cap - Black Pipe Fitting (1/4 in.)	134
660452	Cap - Black Pipe Fitting (3/8 in.)	134
660453	Cap - Black Pipe Fitting (1/2 in.)	134
660454	Cap - Black Pipe Fitting (3/4 in.)	134
660455	Cap - Black Pipe Fitting (1 in.)	134
660456	Cap - Black Pipe Fitting (1-1/4 in.)	134
660457	Cap - Black Pipe Fitting (1-1/2 in.)	134
660458	Cap - Black Pipe Fitting (2 in.)	134
660471	Plug - Black Pipe Fitting (1/4 in.)	134
660472	Plug - Black Pipe Fitting (3/8 in.)	134
660473	Plug - Black Pipe Fitting (1/2 in.)	134
660474	Plug - Black Pipe Fitting (3/4 in.)	134
660475	Plug - Black Pipe Fitting (1 in.)	134
660476	Plug - Black Pipe Fitting (1-1/4 in.)	134
660477	Plug - Black Pipe Fitting (1-1/2 in.)	134
660478	Plug - Black Pipe Fitting (2 in.)	134
660511	Union - Black Pipe Fitting (1/4 in.)	133
660512	Union - Black Pipe Fitting (3/8 in.)	133
660513	Union - Black Pipe Fitting (1/2 in.)	133
660514	Union - Black Pipe Fitting (3/4 in.)	133
660515	Union - Black Pipe Fitting (1 in.)	133
660516	Union - Black Pipe Fitting (1-1/4 in.)	133
660517	Union - Black Pipe Fitting (1-1/2 in.)	133
660518	Union - Black Pipe Fitting (2 in.)	133
660545	Reducing Coupling - Black Pipe Fitting (1/2 in. x 3/8 in.)	133
660549	Reducing Coupling - Black Pipe Fitting (3/4 in. x 1/2 in.)	133
660552	Reducing Coupling - Black Pipe Fitting (1 in. x 1/2 in.)	133
660553	Reducing Coupling - Black Pipe Fitting (1 in. x 3/4 in.)	133
660554	Reducing Coupling - Black Pipe Fitting (1-1/4 in. x 1/2 in.)	133
660556	Reducing Coupling - Black Pipe Fitting (1-1/4 in. x 1 in.)	133
670000	All-Purpose Regular Clear Cement - 32 oz.	165
670001	All-Purpose Regular Clear Cement - 16 oz.	165
670002	All-Purpose Regular Clear Cement - 8 oz.	165
670003	All-Purpose Regular Clear Cement - 4 oz.	165
670004	PVC Regular Clear Cement - 128 oz.	165
670005	PVC Regular Clear Cement - 32 oz.	165
670006	PVC Regular Clear Cement - 16 oz.	165
670007	PVC Regular Clear Cement - 8 oz.	165
670008	PVC Regular Clear Cement - 4 oz.	165
670009	PVC All-Weather Cement - 32 oz.	165
670010	PVC All-Weather Cement - 16 oz.	165
670011	CPVC Medium Orange Cement - 8 oz.	166
670012	CPVC Medium Orange Cement - 4 oz.	166
670013	PVC Medium Gray Cement -32 oz.	166
670014	PVC Rain-R-Shine Blue Cement - 32 oz.	166
670015	PVC Rain-R-Shine Blue Cement - 16 oz.	166
670016	PVC Rain-R-Shine Blue Cement - 8 oz.	166
670024	PVC Heavy Duty Clear Cement - 4 oz.	166
670025	PVC Heavy Duty Clear Cement - 8 oz.	166
670026	PVC Heavy Duty Clear Cement - 16 oz.	166
670027	PVC Heavy Duty Clear Cement - 32 oz.	166
686012	Vinyl Tubing - Clear - 1/4 in. I.D. (100 ft. Roll)	124

PART NO	DESCRIPTION	PAGE
686013	Vinyl Tubing - Clear - 3/8 in. I.D. (100 ft. Roll)	124
686014	Vinyl Tubing - Clear - 1/2 in. I.D. (100 ft. Roll)	124
686015	Vinyl Tubing - Clear - 5/8 in. I.D. (100 ft. Roll)	124
686016	Vinyl Tubing - Clear - 3/4 in. I.D. (100 ft. Roll)	124
686017	Vinyl Tubing - Clear - 7/8 in. I.D. (50 ft. Roll)	124
686018	Vinyl Tubing - Clear - 1 in. I.D. (50 ft. Roll)	124
686027	Thread Sealing Tape (Teflon) - White - 1/2 in. x 260 in.	165
686028	hread Sealing Tape (Teflon) - White - 1/2 in. x 520 in.	165
703011	Fan Blade	114
803007	Pilot Tubing (Aluminum) - 1/4 in. O.D. x 50 ft.	98
803008	Pilot Tubing (Aluminum) - 1/4 in. O.D. x 5 ft. w/Fittings	98
841008	Horn/Strobe - White w/Clear Lens	26
841009	Horn/Strobe - White w/Opaque Lens	26
841010	Horn/Strobe - Red w/ Clear Lens	26
849046	Duct Smoke Detector - Ionization	22
849047	Duct Smoke Detector - Photoelectric	22
849050	Sampling Tube - 10 in. (For SL-2000)	22
849051	Sampling Tube - 2.5 ft. (For SL-2000)	22
849052	Sampling Tube - 5.0 ft. (For SL-2000)	22
849053	Sampling Tube - 10.0 ft. (For SL-2000)	22
849054	Sampling Tube - 10 in. (For SM-500/SM-501)	23
849055	Sampling Tube - 2.5 ft. (For SM-500/SM-501)	23
849056	Sampling Tube - 5.0 ft. (For SM-500/SM-501)	23
849057	Sampling Tube - 10.0 ft. (For SM-500/SM-501)	23
849058	Remote Accessory - Alarm LED	24
849059	Remote Accessory - Alarm & Pilot LEDs	24
849060	Remote Accessory - Alarm LED/Test/Reset Button	24
849061	Remote Accessory - Alarm & Pilot LEDs/Test/Reset Button	24
849062	Remote Accessory - Fault/Trouble & Pilot LEDs	24
849063	Remote Accessory - Fault/Trouble & Pilot LEDs/Test/Reset Switch	24
849064	Remote Accessory - Alarm LED/Test/Reset Switch	24
849065	Remote Accessory - Alarm & Pilot LEDs/Test/Reset Switch	25
849066	Remote Accessory - Trouble Detector & Pilot LEDs/Test/Reset Switch	25
849067	Remote Accessory - Alarm Horn	25
849068	Remote Accessory - Alarm & Pilot LEDs/Horn	25
849069	Remote Accessory - Alarm & Pilot LEDs/Horn/Test/Reset Switch	25
849070	Remote Accessory - Alarm, Fault/Trouble, & Pilot LEDs/Horn/Test/Reset Switch	25
849071	Remote Accessory - Duct Smoke Detector LED	26
849072	Remote Accessory - Fault/Trouble LED	25
849074	Test Gas w/Test Port Nozzle (For SL-2000)	27
849077	Horn/Strobe - Red w/Clear Lens	26
849079	Weatherproof Enclosure (For SL-2000)	27
849080	Replacement Head (For SL-2000-N)	27
849081	Replacement Head (For SL-2000-P)	27
849082	Replacement Head (For SM-501-N)	27
849083	Replacement Head (For SM-501P)	27
849084	Replacement Exhaust Tube (For SL-2000-N and SL-2000-P)	27
849085	Replacement Exhaust Tube (For SM-501)	27
849086	Smoke Detector Head Cleaning and Recalibration Service	27
849101	Shoe Covers - Dark Blue (Bag of 10 Pairs)	152
849114	Shoe Covers - Yellow (Box of 50 Pairs)	152
849115	Shoe Covers - Light Blue (Box of 50 Pairs)	152
849120	Shoe Covers - Waterproof - Dark Blue (Box of 50 Pairs)	152
849121	Coveralls - Dark Blue - L	152
849122	Coveralls - Dark Blue - XL	152
849125	Coveralls - EnviroShield Hooded - White - XL	152



PART NO	DESCRIPTION	PAGE	PART NO	DESCRIPTION	PAGE
849129	Gloves - Powderfree Latex - L	151	32140312	Thermostat Cable (Plenum Rated) - 18/2 Solid - 250 ft. Spool	135
849133	Gloves - Powdered Latex - XL	151	32145012	Thermostat Cable (Plenum Rated) - 18/2 Solid - 500 ft. Spool	135
849135	Gloves - Powderfree Nitrile - L	151	32760312	Thermostat Cable (Plenum Rated) - 18/5 Solid - 250 ft. Spool	135
849136	Gloves - Powderfree Nitrile - XL	151	32765012	Thermostat Cable (Plenum Rated) - 18/5 Solid - 500 ft. Spool	135
849152	Dust Mask - Dust Filter (Box of 50)	152	47070307	Thermostat Cable - 20/8 Solid - 250 ft. Spool	134
849157	Alarm Horn Key (Pack of 2)	26	47070907	Thermostat Cable - 20/8 Solid - 250 ft. Speedbag	134
849166	Gloves - Black Mamba Powderfree - Textured - L	151	47104807	Thermostat Cable - 18/2 Solid - 500 ft. Spool	134
849167	Gloves - Black Mamba Powderfree - Textured - XL	151	47105807	Thermostat Cable - 18/2 Solid - 500 ft. Speedbag	134
849169	Gloves - Black Mamba Powderfree - Textured - M	151	47114807	Thermostat Cable - 18/3 Solid - 500 ft. Spool	134
864001	Anti-Vibration Pad - Rubber (2 in. x 2 in. x 3/8 in.)	127	47115807	Thermostat Cable - 18/3 Solid - 500 ft. Speedbag	134
864002	Anti-Vibration Pad - Rubber/Cork (2 in. x 2 in. x 7/8 in.)	127	47120307	Thermostat Cable - 18/4 Solid - 250 ft. Spool	134
864003	Anti-Vibration Pad - Rubber (3 in. x 3 in. x 3/8 in.)	127	47120907	Thermostat Cable - 18/4 Solid - 250 ft. Speedbag	134
864004	Anti-Vibration Pad - Rubber/Cork (3 in. x 3 in. x 7/8 in.)	127	47130307	Thermostat Cable - 18/5 Solid - 250 ft. Spool	134
864005	Anti-Vibration Pad - Rubber (4 in. x 4 in. x 3/8 in.)	127	47130907	Thermostat Cable - 18/5 Solid - 250 ft. Speedbag	134
864006	Anti-Vibration Pad - Rubber/Cork (4 in. x 4 in. x 7/8 in.)	127	47140307	Thermostat Cable - 18/6 Solid - 250 ft. Spool	134
864007	Anti-Vibration Pad - Rubber (6 in. x 6 in. x 3/8 in.)	127	47140907	Thermostat Cable - 18/6 Solid - 250 ft. Speedbag	134
864008	Anti-Vibration Pad - Rubber/Cork (6 in. x 6 in. x 7/8 in.)	127	47160307	Thermostat Cable - 18/8 Solid - 250 ft. Spool	134
864009	Anti-Vibration Pad - Rubber (18 in. x 18 in. x 3/8 in.)	127	47160907	Thermostat Cable - 18/8 Solid - 250 ft. Speedbag	134
864010	Anti-Vibration Pad - Rubber/Cork (18 in. x 18 in. x 7/8 in.)	127	47180307	Thermostat Cable - 18/10 Solid - 250 ft. Spool	134
864011	Anti-Vibration Pad - EVA (2 in. x 2 in. x 7/8 in.)	127	47180907	Thermostat Cable - 18/10 Solid - 250 ft. Speedbag	134
864012	Anti-Vibration Pad - EVA (3 in. x 3 in. x 7/8 in.)	127	47614812	Thermostat Cable (Plenum Rated) - 18/3 Solid - 500 ft. Spool	135
864013	Anti-Vibration Pad - EVA (4 in. x 4 in. x 7/8 in.)	127	47630312	Thermostat Cable (Plenum Rated) - 18/5 Solid - 250 ft. Spool	135
864014	Anti-Vibration Pad - EVA (18 in. x 18 in. x 7/8 in.)	127	47640312	Thermostat Cable (Plenum Rated) - 18/6 Solid - 250 ft. Spool	135
864017	Light Bulb (Rough Service) - 50 Watt	155	47660312	Thermostat Cable (Plenum Rated) - 18/8 Solid - 250 ft. Spool	135
864018	Light Bulb (Rough Service) - 75 Watt	155	92110001	Duragrid Equipment Pad - Gray - 18 in. x 36 in. x 2 in.	126
864019	Light Bulb (Rough Service) - 100 Watt	155	92110002	Duragrid Equipment Pad - Gray - 24 in. x 24 in. x 2 in.	126
864020	Chip Brush - 1/2 in. Wide	146	92110003	Duragrid Equipment Pad - Gray - 24 in. x 36 in. x 2 in.	126
864021	Chip Brush - 1 in. Wide	146	92110004	Duragrid Equipment Pad - Gray - 24 in. x 42 in. x 2 in.	126
864022	Chip Brush - 1-1/2 in. Wide	146	92110005	Duragrid Equipment Pad - Gray - 24 in. x 48 in. x 2 in.	126
864023	Chip Brush - 2 in. Wide	146	92110007	Duragrid Equipment Pad - Gray - 30 in. x 30 in. x 2 in.	126
864024	Chip Brush - 2-1/2 in. Wide	146	92110008	Duragrid Equipment Pad - Gray - 30 in. x 36 in. x 2 in.	126
864025	Chip Brush - 3 in. Wide	146	92110009	Duragrid Equipment Pad - Gray - 30 in. x 40 in. x 2 in.	126
864030	Duct Tape - Foil - UL Classified - 3 in. x 50 yds.	139	92110010	Duragrid Equipment Pad - Gray - 30 in. x 42 in. x 2 in.	126
864031	Duct Tape - Foil - UL181A-P/UL181B-FX - 2-1/2 in. x 60 yds.	139	92110011	Duragrid Equipment Pad - Gray - 33 in. x 33 in. x 2 in.	126
864032	Duct Tape - Silver Cloth - 2 in. x 60 yds.	140	92110012	Duragrid Equipment Pad - Gray - 33 in. x 38 in. x 2 in.	127
864033	Duct Tape - FSK - UL Classified - 3 in. x 50 yds.	139	92110013	Duragrid Equipment Pad - Gray - 33 in. x 45 in. x 2 in.	126
864034	Duct Tape - Silver - UL181B-FX - 2 in. x 120 yds.	139	92110014	Duragrid Equipment Pad - Gray - 33 in. x 48 in. x 2 in.	127
864035	Carton Sealing Tape - 2 in. x 55 yds.		92110015	Duragrid Equipment Pad - Gray - 36 in. x 36 in. x 2 in.	127
875006	Humidity and Temperature Stick (605-H2)	213	92110016	Duragrid Equipment Pad - Gray - 36 in. x 42 in. x 2 in.	127
875009	Temperature Stick (905-T2)	213	92110017	Duragrid Equipment Pad - Gray - 36 in. x 48 in. x 2 in.	127
875011	TestoView Fiberscope - 18 in. (318-2)	216	92120001	Eco Pad Equipment Pad - 18 in. x 36 in. x 2 in.	126
875012	TestoView Fiberscope - 36 in. (318-1)	216	92120002	Eco Pad Equipment Pad - 24 in. x 24 in. x 2 in.	126
875016	Inspection Mirror for TestoView Fiberscope	216	92120003	Eco Pad Equipment Pad - 24 in. x 36 in. x 2 in.	126
875017	Magnet for TestoView Fiberscope	216	92120007	Eco Pad Equipment Pad - 30 in. x 30 in. x 2 in.	126
875026	Electronic Flue Gas Spillage Detector (317)	209	92120009	Eco Pad Equipment Pad - 30 in. x 40 in. x 2 in.	126
875034	Duct Knife w/Sheath - 6 in. Blade (Dual Edge)	241	92120011	Eco Pad Equipment Pad - 33 in. x 33 in. x 2 in.	126
875036	CO Monitor (317-3)	209	92120013	Eco Pad Equipment Pad - 33 in. x 45 in. x 2 in.	126
875041	Pocket Temperature Meter (810)	210	92120015	Eco Pad Equipment Pad - 36 in. x 36 in. x 2 in.	126
875042	Pocket Temperature/Humidity Meter (610)	210	92120017	Duragrid Equipment Pad - Black - 36 in. x 48 in. x 2 in.	126
875043	Pocket Air Velocity/Temperature/Humidity Meter (410-2)	210	93110001	Duragrid Equipment Pad - Gray - 24 in. x 24 in. x 3 in.	126
875044	Pocket Digital Manometer (510)	210	93110002	Duragrid Equipment Pad - Gray - 24 in. x 36 in. x 3 in.	126
875490	Pipe Cutter - PVC - Ratchet Style	242	93110003	Duragrid Equipment Pad - Gray - 24 in. x 36 in. x 2 in.	126
6602431	Reducing Tee - Black Pipe Fitting (1/2 in. x 1/2 in. x 3/4 in.)	133	93110006	Duragrid Equipment Pad - Gray - 30 in. x 30 in. x 3 in.	126
21006137	Carbon Monoxide Alarm - AC Powered - PDQ Pack	30	93110007	Duragrid Equipment Pad - Gray - 30 in. x 36 in. x 3 in.	126
21006462	Carbon Monoxide Alarm - AC Powered - Bulk Pack	30	93110008	Duragrid Equipment Pad - Gray - 30 in. x 40 in. x 3 in.	126
21008908	Carbon Monoxide Alarm - Battery Operated - Bulk Pack	31	93110009	Duragrid Equipment Pad - Gray - 30 in. x 42 in. x 3 in.	126



PART NO	DESCRIPTION	PAGE
93110010	Duragrid Equipment Pad - Gray - 33 in. x 33 in. x 3 in.	126
93110011	Duragrid Equipment Pad - Gray - 33 in. x 38 in. x 3 in.	126
93110012	Duragrid Equipment Pad - Gray - 33 in. x 45 in. x 3 in.	127
93110013	Duragrid Equipment Pad - Gray - 33 in. x 48 in. x 3 in.	127
93110014	Duragrid Equipment Pad - Gray - 36 in. x 36 in. x 3 in.	127
93110016	Duragrid Equipment Pad - Gray - 36 in. x 48 in. x 3 in.	127
93110017	Duragrid Equipment Pad - Gray - 42 in. x 50 in. x 3 in.	127
93110018	Duragrid Equipment Pad - Gray - 50 in. x 50 in. x 3 in.	127
93110019	Duragrid Equipment Pad - Gray - 50 in. x 60 in. x 3 in.	127
93110020	Duragrid Equipment Pad - Gray - 50 in. x 70 in. x 3 in.	127
93120004	Eco Pad Equipment Pad - 24 in. x 48 in. x 3 in.	126
93120006	Eco Pad Equipment Pad - 30 in. x 30 in. x 3 in.	126
93120010	Eco Pad Equipment Pad - 33 in. x 33 in. x 3 in.	126
93120011	Eco Pad Equipment Pad - 33 in. x 38 in. x 3 in.	126
93120012	Eco Pad Equipment Pad - 33 in. x 45 in. x 3 in.	126
93120014	Eco Pad Equipment Pad - 36 in. x 36 in. x 3 in.	126
93120016	Eco Pad Equipment Pad - 36 in. x 48 in. x 3 in.	126
93120018	Eco Pad Equipment Pad - 50 in. x 50 in. x 3 in.	126
93120019	Eco Pad Equipment Pad - 50 in. x 60 in. x 3 in.	126
93120020	Eco Pad Equipment Pad - 50 in. x 70 in. x 3 in.	126
93120021	Eco Pad Equipment Pad - 24 in. x 24 in. x 3 in.	126
93120022	Eco Pad Equipment Pad - 24 in. x 36 in. x 3 in.	126
93120025	Eco Pad Equipment Pad - 36 in. x 67 in. x 3 in.	126
02466TN10	BOSS 635 Contact/Spray Adhesive	161
03-3060-80-L	Gloves - General Utility Plus - Large	149
03-3060-80-M	Gloves - General Utility Plus - Medium	149
03-3060-80-S	Gloves - General Utility Plus - Small	149
03-3060-80-XL	Gloves - General Utility Plus - X-Large	149
03-3060-80-XXL	Gloves - General Utility Plus - XX-Large	149
03-3060-80-XXXL	Gloves - General Utility Plus - XXX-Large	149
03-3110-80-L	Gloves - Carpenter Plus - Large	150
03-3110-80-M	Gloves - Carpenter Plus - Medium	150
03-3110-80-S	Gloves - Carpenter Plus - Small	150
03-3110-80-XL	Gloves - Carpenter Plus - X-Large	150
03-3110-80-XXL	Gloves - Carpenter Plus - XX-Large	150
03-3200-78-L	Gloves - Anti-Vibe XT - Large	150
03-3200-78-M	Gloves - Anti-Vibe XT - Medium	150
03-3200-78-S	Gloves - Anti-Vibe XT - Small	150
03-3200-78-XL	Gloves - Anti-Vibe XT - X-Large	150
03-3200-78-XXL	Gloves - Anti-Vibe XT - XX-Large	150
03-3450-80-L	Gloves - Waterproof Winter Plus - Large	151
03-3450-80-M	Gloves - Waterproof Winter Plus -Medium	151
03-3450-80-S	Gloves - Waterproof Winter Plus - Small	151
03-3450-80-XL	Gloves - Waterproof Winter Plus - X-Large	151
03-3450-80-XXL	Gloves - Waterproof Winter Plus - XX-Large	151
03-3450-80-XXXL	Gloves - Waterproof Winter Plus - XXX-Large	151
0325-0087	Nozzle - Oxy/Acetylene Brazing (O-W-J-CS)	193
0386-0100	Tip - Air/Acetylene (A-2)	195
0386-0101	Tip - Air/Acetylene (A-3)	195
0386-0102	Tip - Air/Acetylene (A-5)	195
0386-0103	Tip - Air/Acetylene (A-8)	195
0386-0104	Tip - Air/Acetylene (A-11)	195
0386-0105	Tip - Air/Acetylene (A-14)	195
0386-0106	Tip - Air/Acetylene (A-32)	195
0386-0170	Tip - Propane/MAPP (ST-1)	193
0386-0171	Tip - Propane/MAPP (ST-3)	193

PART NO	DESCRIPTION	PAGE
0386-0308	Torch Handle - Air/Acetylene (G-4)	195
0386-0311	Torch Handle - Oxy/Acetylene (103-01FP)	195
0386-0335	Torch Kit - Air/Acetylene (X-3B)	189
0386-0336	Torch Kit - Air/Acetylene (X-4B)	189
0386-0338	Torch Kit - Air/Acetylene (X-5B)	190
0386-0339	Torch Kit - Air/Acetylene (X-6MC)	190
0386-0403	Hand Torch Kit - Propane/MAPP (STK-9)	191
0386-0574	Air/Acetylene Torch Kit w/Tote - Self-Igniting (TDLX2003B)	191
0386-0575	Hand Torch Kit - Propane/MAPP (STK-31)	192
0386-0725	Regulator - Acetylene B Tank (AR-B)	197
0386-0726	Regulator - Acetylene MC Tank (AR-MC)	197
0386-0784	Regulator - Acetylene (201-05FP)	197
0386-0786	Regulator - Oxygen (221-05FP)	197
0386-0814	Regulator - Nitrogen (245-03P)	197
0386-0818	Tip - Air/Acetylene Self-Lighting (PL-5A)	195
0386-0819	Tip - Air/Acetylene Self-Lighting (PL-8A)	195
0386-0820	Tip - Air/Acetylene Self-Lighting (PL-12A)	195
0386-0832	Torch Kit - Air/Acetylene - Self-Lighting (PL-5ADLX-MC)	190
0386-0833	Torch Kit - Air/Acetylene - Self-Lighting (PL-5ADLX-B)	190
0386-0834	Torch Kit - Air/Acetylene - Self-Lighting (PL-8ADLX-MC)	190
0386-0835	Torch Kit - Air/Acetylene - Self-Lighting (PL-8ADLX-B)	190
0386-0836	Torch Kit - Air/Acetylene - Self-Lighting (PL-12ADLX-B)	191
0386-0851	Hand Torch Kit - Propane/MAPP - Self-Igniting (STK-99)	192
0386-0874	Tip - Air/Acetylene Self-Lighting (PL-3A)	195
0386-1090	Hose - Acetylene - 12 ft.	197
0386-1091	Hose - Acetylene - 24 ft.	197
0386-1094	Hose Set - Oxy/Acetylene - 12-1/2 ft.	198
0386-1234	Nitrogen Purge & Blow Gun Kit - Fits 20 Cu. Ft. (NPK2-0200)	
0386-1236	Nitrogen Purge & Blow Gun Kit - Fits 40 Cu. Ft. (NPK2-0400)	
0386-1241	Tank Carrying Stand - One MC Tank & One R Tank (Turbo Tote)	199
0386-1282	Tip - Propane/MAPP (ST-11)	193
0386-1283	Hand Torch Kit - Propane/MAPP - Double Tip (STK-11)	192
0386-1293	Hand Torch Kit - Propane/MAPP - Self-Igniting (TX504)	192
0386-1296	Tip - Propane/MAPP (T-504)	193
0386-1297	Hand Torch Kit - Propane/MAPP - Self-Igniting (TX503)	192
0386-1298	Tip - Propane/MAPP (T-503)	193
0386-1299	Hand Torch Kit - Propane/MAPP - Self-Igniting (TX500)	192
0386-1320	Welding/Brazing/Cutting Outfit	189
0386-1321	Welding/Brazing/Cutting Outfit	189
0386-1322	Welding/Brazing/Cutting Outfit	189
0386-1323	Welding/Brazing/Cutting Outfit	189
0386-1324	Welding/Brazing/Cutting Outfit	189
0386-1325	Welding/Brazing/Cutting Outfit	189
0386-1326	Welding/Brazing/Cutting Outfit	189
0387-0003	Cutting Attachment - Oxy/Acetylene (CA1260-CS)	196
0387-0039	Nozzle - Oxy/Acetylene Brazing (3-W-J-CS)	193
0387-0040	Nozzle - Oxy/Acetylene Brazing (00-W-J-CS)	193
0387-0041	Nozzle - Oxy/Acetylene Brazing (1-W-J-CS)	193
0387-0042	Nozzle - Oxy/Acetylene Brazing (1-W-J-CS)	193
0387-0043	Nozzle - Oxy/Acetylene Brazing (2-W-J-CS)	193
0426-0009	Nitrogen Purge & Blow Gun Kit - Includes 40 Cu. Ft. Tank	200
0426-0011	Turbo Day Air/Fuel Starter Kit	191
05-3080-70-L	Gloves - General Utility lined with Kevlar - Large	150
05-3080-70-M	Gloves - General Utility lined with Kevlar - Medium	150
05-3080-70-S	Gloves - General Utility lined with Kevlar - Small	150
05-3080-70-XL	Gloves - General Utility lined with Kevlar - X-Large	150



PART NO	DESCRIPTION	PAGE
05-3080-70-XXL	Gloves - General Utility lined with Kevlar - XX-Large	150
1246-02-1	Pocket Thermometer - Analog	214
1421-0016	Tank Carrying Handle - One B Tank	199
1421-0034	Tank Carrying Stand - One B Tank	199
1421-0035	Tank Carrying Stand - One MC Tank or One MT-1 MAPP Tank	199
1421-0036	Tank Carrying Stand - One MC Tank & One R Tank	199
17580B	Oil Nozzle - Solid Spray (1.75B, 80°)	103
1859H	Condenser Motor - 1/6 hp 208-230V/1/60 (1075 rpm/1 spd)	50
1860H	Condenser Motor - 1/4 hp 208-230V/1/60 (1075 rpm/1 spd)	50
1861H	Condenser Motor - 1/3 hp 208-230V/1/60 (1075 rpm/1 spd)	50
1862H	Condenser Motor - 1/2 hp 208-230V/1/60 (1075 rpm/1 spd)	50
1868H	Condenser Motor - 3/4 hp 208-230V/1/60 (1075 rpm/1 spd)	50
1870H	Condenser Motor - 1/2 hp 208-230V/1/60 (825 rpm/1 spd)	48
1872H	Condenser Motor - 1/8 hp 208-230V/1/60 (825 rpm/1 spd)	48
1873H	Condenser Motor - 1/6 hp 208-230V/1/60 (825 rpm/1 spd)	50
1874H	Condenser Motor - 1/4 hp 208-230V/1/60 (825 rpm/1 spd)	50
1875H	Condenser Motor - 1/3 hp 208-230V/1/60 (825 rpm/1 spd)	48
1E56N-444	Mechanical Thermostat (GE/HP: 1H/1C) - Vertical	13
1F56N-444	Mechanical Thermostat (GE/HP: 1H/1C) - Horizontal	13
1F78-144	70 Series Non-Programmable Thermostat (GE/HP: 1H/1C)	12
1F78-151	70 Series Programmable Thermostat (GE/HP: 1H/1C)	12
1F79-111	70 Series Non-Programmable Thermostat (HP: 2H/1C)	12
1F80-0261	Blue 2" Programmable Thermostat (GE/HP: 1H/1C)	11
1F80-0471	80 Series Blue Programmable Thermostat (GE/HP: 1H/1C)	11
1F82-0261	Blue 2" Programmable Thermostat (HP: 2H/1C)	11
1F83-0471	80 Series Blue Non-Prog Thermostat (GE: 1H/1C, HP: 3H/2C)	11
1F85-0422	Blue Universal Prog Thermostat (GE: 2H/2C, HP: 3H/2C)	11
1F85-0477	Blue 4" Programmable (GE: 2H/2C, HP: 3H/2C)	11
1F85-277	80 Series Programmable Thermostat (GE: 2H/2C, HP: 3H/2C)	12
1F86-0244	Blue 2" Non-Programmable Thermostat (GE/HP: 1H/1C)	12
1F86-0471	80 Series Blue Non-Programmable Thermostat (GE/HP: 1H/1C)	11
1F86-241	80 Series Non-Programmable Thermostat (GE/HP: 1H/1C)	12
1F89-211	80 Series Non-Programmable Thermostat (HP: 2H/1C)	12
1F95-1277	90 Series Blue Touchscreen Thermostat (GE: 2H/2C, HP: 3H/2C)	10
1F95-1291	90 Series Blue Touchscreen T-Stat (GE: 2H/2C, HP: 4H/2C) w/Humidity	10
1F95-397	90 Series Prog Thermostat (GE: 2H/2C, HP: 3H/2C) w/Humidity	11
1F95CA-397	90 Series Prog Thermostat (GE: 2H/2C, HP: 3H/2C) w/Humidity	11
1F97-1277	90 Series Blue Touchscreen Thermostat (GE/HP: 1H/1C)	10
200RD2T3TVLC	Solenoid Valve	74
200RD3T3MVL	Solenoid Valve	74
200RD3T3TVLC	Solenoid Valve	74
200RD3T4MVL	Solenoid Valve	74
200RD3T4TVLC	Solenoid Valve	74
200RD4T3MVL	Solenoid Valve	74
200RD4T3TVLC	Solenoid Valve	74
200RD4T4MVL	Solenoid Valve	74
200RD4T4TVLC	Solenoid Valve	74
200RD4T5MVL	Solenoid Valve	74
200RD4T5TVLC	Solenoid Valve	74
200RD5T3MVL	Solenoid Valve	74
200RD5T3TVLC	Solenoid Valve	74
200RD5T4MVL	Solenoid Valve	74
200RD5T4TVLC	Solenoid Valve	74
200RD5T5MVL	Solenoid Valve	74
200RD5T5TVLC	Solenoid Valve	74
200RD6T4MVL	Solenoid Valve	74
200RD6T4TVLC	Solenoid Valve	75

PART NO	DESCRIPTION	PAGE
200RD6T5MVL	Solenoid Valve	75
200RD6T5TVLC	Solenoid Valve	75
21724B	Thermocouple	100
21730B	Thermocouple	100
21748B	Thermocouple	100
21D64-1	HSI Nitride Upgrade Kit	100
21D64-2	HSI Nitride Upgrade Kit - 120V	101
24VPWRPK	Replacement 24V Power Head	39
255649-102	Trion Media Replacement Filter - 5 in. x 20 in. x 25 in. (Case)	34
2D51	Sensor Head Only - Special Applications	29
32001754-001	Current Sensing Relay	80
362001AP	Black Pipe Nipple Assortment - 66 Assorted 1/2 in. Nipples	131
362002AP	Black Pipe Nipple Assortment - 66 Assorted 3/4 in. Nipples	131
362003AP	Black Pipe Nipple Assortment - 60 Assorted 1 in. Nipples	131
362004AP	Black Pipe Nipple Assortment - 60 Assorted 1-1/4 in. Nipples	131
362007AP	Black Pipe Nipple Assortment - 11 Assorted 1/2 in. Nipples	131
362008AP	Black Pipe Nipple Assortment - 11 Assorted 3/4 in. Nipples	131
362272B	Cut Black Pipe - (3/4 in. x 24 in.)	130
362272H	Cut Black Pipe - (3/4 in. x 30 in.)	130
362272N	Cut Black Pipe - (3/4 in. x 36 in.)	130
362309F	Cut Black Pipe - (1 in. x 30 in.)	130
362309L	Cut Black Pipe - (1 in. x 36 in.)	130
362343F	Cut Black Pipe - (1-1/4 in. x 30 in.)	
362343L	Cut Black Pipe - (1-1/4 in. x 36 in.)	
362377F	Cut Black Pipe - (1-1/2 in. x 30 in.)	131
362377L	Cut Black Pipe - (1-1/2 in. x 36 in.)	131
362410F	Cut Black Pipe - (2 in. x 30 in.)	131
362410L	Cut Black Pipe - (2 in. x 36 in. long)	131
3736H	Condenser Motor - 1/4 hp 460/1/60 (1075 rpm/1 spd)	50
3737H	Condenser Motor - 1/3 hp 460/1/60 (1075 rpm/1 spd)	50
3738H	Condenser Motor - 1/2 hp 460/1/60 (1075 rpm/1 spd)	50
40-397	Brass Fitting for Service Manifold	
4005i	Cordless Pipe Clame Temperature Instrument w/Probe	212
4005MK	Pipe Clamp Thermocouple Temperature Probe	212
4050-01	A/C Easy Seal - SS (Up to 1-1/1 tons)	179
4050-02	A/C EasySeal (Display Two-pack w/Piercing Valve & Hose)	179
4050-06	A/C EasySeal (1-1/2 to 5 tons)	179
4051-06	A/C EasyDry (Up to 5 tons)	179
4051-99	Piercing Valve & Hose for A/C EasySeal & A/C EasyDry	180
4057-50	A/C Re-New (6 oz. Can)	179
4057-52	A/C Re-New 2-in-1 Display Pack	179
4057-55	A/C Re-New (4 oz. Can)	179
4057-99	A/C Re-New Injector Tool	180
4080-04	Spray Adhesive Aerosol - 11 oz.	161
4081-75	CalClean Aerosol - 20 oz.	171
4082-03	Electrical Contact Cleaner Aerosol - 16 oz.	184
4083-75	Degreasing Solvent ef Aerosol - 17 oz.	184
4083-83	Degreasing Solvent LV Aerosol - 14 oz.	185
41-25066-02	Dehumidistat	21
41-ICMSC055	Temporary Construction Thermostat - Cooling Only - 55F	16
4120-01	Alka-Brite Plus Drum - 55 gallon	171
4120-08	Alka-Brite Plus Bottle - 1 gallon	171
4126-34	Bio-Fresh cd Spray Bottle - 1 quart	174
4126-38	Bio-Fresh cd Bottle - 1 gallon	174
4133-01	Cal Brite Drum - 55 gallon	171
4133-08	Cal-Brite Bottle - 1 gallon	171
4134-08	Calci-Solve Bottle - 1 gallon	185



PART NO	DESCRIPTION	PAGE	PART NO	DESCRIPTION	PAGE
4134-24	Calci-Solve Bottle - 1 quart	185	4296-51	Pan Spray Aerosol (Black) - 16 oz.	183
4135-08	CalClean Bottle - 1 gallon	171	4296-60	Pan-Treat - 200 Tablet Jar	175
4143-08	Special HD CalClean Bottle - 1 gallon	171	4299-10	Quick Seal Pipe Repair - 2 in. x 3 ft. Wrap	167
4148-08	Cal-Shield Bottle - 1 gallon	183	4300-08	Rx11-flush Starter Kit (1 lb. Can, Gun, Hose & Injection Tool)	180
4148-32	Cal-Shield Spray Bottle - 1 quart	183	4300-09	Rx11-flush - 1 lb.	180
4166-08	Evap-Fresh Bottle - 1 gallon	172	4300-10	Rx11-flush Start-Up Pak (Two 2 lb. Cans & Injection Tool)	180
4166-75	Evap-Fresh Aerosol - 18 oz.	172	4300-11	Rx11-flush - 2 lbs.	180
4171-75	Evap Foam No Rinse Aerosol - 18 oz.	172	4300-15	Rx11-flush - 13 lbs.	180
4178-01	Foam Brite Drum - 55 gallon	172	4300-30	Rx11-flush Non-Pressurized Liquid (19.5 oz. Can)	180
4178-08	Foam Brite Bottle - 1 gallon	172	4300-50	Flushing Tool - Rx11-flush	180
4180-53	Gas Leak Detector Bottle w/Dauber - 6 oz.	177	4300-51	Rx11 Flush Gun	180
4182-08	Cal-Blue Plus Gas Leak Detector - 1 gallon	176	4300-52	Rx11 Flush Hose	180
4182-24	Cal-Blue Plus Gas Leak Detector Spray Bottle - 1 quart	176	4300-89	Injection Tool - A/C Re-New and Rx11-flush	180
4182-53	Cal-Blue Plus Gas Leak Detector Bottle w/Dauber - 6 oz.	176	4301-02	RX-Acid Scavenger - 2 oz.	182
4183-24	Cal-Blue LT Gas Leak Detector Spray Bottle - 1 quart	176	4303-07	Mineral Refrigeration Oil - C-3s 150 SUS - 1 gallon	178
4184-08	Gas Leak Detector - Fluorescent - 1 gallon	177	4308-07	Alkybenzene Refrigeration Oil - Zerol 200 SUS - 1 gallon	178
4184-24	Gas Leak Detector - Fluorescent Spray Bottle - 1 quart	177	4310-07	Alkybenzene Refrigeration Oil - Zerol 150 SUS - 1 gallon	178
4185-03	Gel Tabs - Up to 3 Tons	175	4314-66	POE Refrig Oil - Uniqema RL32-3MAF 150 SUS - 1 gallon	178
4185-05	Gel Tabs - 5 Ton	175	4316-46	POE Refrig Oil - Uniqema RL68H 300 SUS - 1 gallon	178
4185-75	Great Wipes Industrial Hand Towels - Bucket of 75	155	4320-W8	Acid Test Kit - Phase III	182
4186-08	Green Clean Bottle - 1 gallon	172	4330-05	Scale Dissolver Jug - 5 gallon	185
4186-24	Green Clean Spray Bottle - 1 quart	172	4330-08	Scale Dissolver Bottle - 1 gallon	185
4190-08	Cal-Green Condenser Coil Cleaner Bottle - 1 gallon	171	4350-04	Seal-Loc Can - 4.0 oz.	164
4191-08	Evap-Green Evaporator Coil Cleaner Bottle - 1 gallon	171	4350-16	Seal-Loc Can - 16 oz.	164
42-20224-09	Circuit Breaker - 60A (2-Pole)	90	4366-24	Scrubs-In-A-Bucket - 30 Count	155
42-ICM102	Time Delay Relay - On Delay on Make	93	4366-87	Scrubs-In-A-Bucket - 80 Count	155
42-ICM102FB	Time Delay Relay - On Delay on Make	93	4369-75	Spray-n-Bond Aerosol - 12 oz.	161
42-ICM175	Time Delay Relay - Bypass Timer	94	4371-32	Thermo-Trap Gel - 1 quart	149
42-ICM200F	Time Delay Relay - On Delay on Break	93	4371-36	Thermo-Trap Gel - Tube (11 oz.)	149
42-ICM201	Time Delay Relay - On Delay on Break	93	4383-24	Cal-Vac Vacuum Pump Oil - 1 quart	178
42-ICM201F	Time Delay Relay - On Delay on Break	93	4383-34	Cal-Vac Vacuum Pump Oil - 1 pint	178
42-ICM203	Time Delay Relay - On Delay on Break	93	44-ABC1-5PK	Fuse - 1A Ceramic Fast Acting - 1-1/4 in. (5 Pack)	88
42-ICM205	Time Delay Relay - On Delay on Break	93	44-ABC10-5PK	Fuse - 10A Ceramic Fast Acting - 1-1/4 in. (5 Pack)	88
42-ICM254	Time Delay Relay - On Delay on Make/Off Delay on Break	94	44-ABC15-5PK	Fuse - 15A Ceramic Fast Acting - 1-1/4 in. (5 Pack)	88
42-ICM255	Time Delay Relay - On Delay on Make/Off Delay on Break	94	44-ABC2-5PK	Fuse - 2A Ceramic Fast Acting - 1-1/4 in. (5 Pack)	88
42-ICM803	Start Assist	60	44-ABC20-5PK	Fuse - 20A Ceramic Fast Acting - 1-1/4 in. (5 Pack)	88
42-ICM805	Start Assist	60	44-ABC25-5PK	Fuse - 25A Ceramic Fast Acting - 1-1/4 in. (5 Pack)	88
42-ICM810	Start Assist	60	44-ABC3-5PK	Fuse - 3A Ceramic Fast Acting - 1-1/4 in. (5 Pack)	88
42-ICM850	Start Assist	60	44-ABC30-5PK	Fuse - 30A Ceramic Fast Acting - 1-1/4 in. (5 Pack)	88
42-ICM860	Start Assist	60	44-ABC5-5PK	Fuse - 5A Ceramic Fast Acting - 1-1/4 in. (5 Pack)	88
4207-47	Liquid Ice Machine Cleaner Bottle - 8 oz.	185	44-AGC1-5PK	Fuse - 1A Glass Fast Acting - 1-1/4 in. (5 Pack)	88
4216-92	Thumb-Tite Insulation Slugs	159	44-AGC10-5PK	Fuse - 10A Glass Fast Acting - 1-1/4 in. (5 Pack)	88
4287-08	Nickel Safe Ice Machine Cleaner - 1 gallon	185	44-AGC15-5PK	Fuse - 15A Glass Fast Acting - 1-1/4 in. (5 Pack)	88
4287-34	Nickel Safe Ice Machine Cleaner Bottle - 16 oz.	185	44-AGC2-5PK	Fuse - 2A Glass Fast Acting - 1-1/4 in. (5 Pack)	88
4290-75	Nu-Blast Coil Cleaner Aerosol - 18 oz.	172	44-AGC20-5PK	Fuse - 20A Glass Fast Acting - 1-1/4 in. (5 Pack)	88
4291-01	Nu-Brite Drum - 55 gallon	173	44-AGC25-5PK	Fuse - 25A Glass Fast Acting - 1-1/4 in. (5 Pack)	88
4291-08	Nu-Brite Bottle - 1 gallon	173	44-AGC3-5PK	Fuse - 3A Glass Fast Acting - 1-1/4 in. (5 Pack)	88
4291-18	Nu-Brite Aerosol - 18 oz.	173	44-AGC30-5PK	Fuse - 30A Glass Fast Acting - 1-1/4 in. (5 Pack)	88
4292-75	Nu-Kill II Aerosol - 14 oz.	183	44-AGC4-5PK	Fuse - 4A Glass Fast Acting - 1-1/4 in. (5 Pack)	88
4293-04	Nu-Foam Expanding Foam Aerosol (9 oz. can)	159	44-AGC5-5PK	Fuse - 5A Glass Fast Acting - 1-1/4 in. (5 Pack)	88
4293-75	Nu-Foam Expanding Foam Aerosol (20 oz. can)	159	44-AGC7-5PK	Fuse - 7A Glass Fast Acting - 1-1/4 in. (5 Pack)	88
4295-34	Pan Pads - Up to 5 Ton - 3/4 oz.	175	44-ATC2-5PK	Fuse - 2A Blade Type - Automotive (5 Pack)	88
4295-36	Pan Pads - Up to 5 Ton (Slim)	175	44-ATC3-5PK	Fuse - 3A Blade Type - Automotive (5 Pack)	88
4296-24	Pan Pads - Up to 15 Ton - 2-1/8 oz.	175	44-ATC5-5PK	Fuse - 5A Blade Type - Automotive (5 Pack)	88
4296-45	Pan Pads - 45 Ton	175	44-ECNR-100-5PK	Fuse - 100A RK5 Branch Circuit (5 Pack)	87
4296-50	Pan Spray Aerosol (White) - 16 oz.	183	44-ECNR-15-10PK	Fuse - 15A RK5 Branch Circuit (10 Pack)	87



PART NO	DESCRIPTION	PAGE
44-ECNR-20-10PK	Fuse - 20A RK5 Branch Circuit (10 Pack)	87
44-ECNR-25-10PK	Fuse - 25A RK5 Branch Circuit (10 Pack)	87
44-ECNR-30-10PK	Fuse - 30A RK5 Branch Circuit (10 Pack)	87
44-ECNR-35-10PK	Fuse - 35A RK5 Branch Circuit (10 Pack)	87
44-ECNR-40-10PK	Fuse - 40A RK5 Branch Circuit (10 Pack)	87
44-ECNR-45-10PK	Fuse - 45A RK5 Branch Circuit (10 Pack)	87
44-ECNR-50-10PK	Fuse - 50A RK5 Branch Circuit (10 Pack)	87
44-ECNR-60-10PK	Fuse - 60A RK5 Branch Circuit (10 Pack)	87
44-ECSR-100-5PK	Fuse - 100A RK5 Branch Circuit (5 Pack)	87
44-ECSR-125-1PK	Fuse - 125A RK5 Branch Circuit (1 Pack)	87
44-ECSR-20-10PK	Fuse - 20A RK5 Branch Circuit (10 Pack)	87
44-ECSR-30-10PK	Fuse - 30A RK5 Branch Circuit (10 Pack)	87
44-ECSR-60-10PK	Fuse - 60A RK5 Branch Circuit (10 Pack)	87
44-GMA1A-5PK	Fuse - 1A Glass Fast Acting - 20 mm/0.788 in. (5 Pack)	87
44-GMA2A-5PK	Fuse - 2A Glass Fast Acting - 20 mm/0.788 in. (5 Pack)	87
44-GMA3A-5PK	Fuse - 3A Glass Fast Acting - 20 mm/0.788 in. (5 Pack)	87
44-GMA5A-5PK	Fuse - 5A Glass Fast Acting - 20 mm/0.788 in. (5 Pack)	87
44-MDL1-5PK	Fuse - 1A Glass Time Delay - 1-1/4 in. (5 Pack)	88
44-MDL10-5PK	Fuse - 10A Glass Time Delay - 1-1/4 in. (5 Pack)	88
44-MDL15-5PK	Fuse - 15A Glass Time Delay - 1-1/4 in. (5 Pack)	88
44-MDL2-5PK	Fuse - 2A Glass Time Delay - 1-1/4 in. (5 Pack)	88
44-MDL20-5PK	Fuse - 20A Glass Time Delay - 1-1/4 in. (5 Pack)	88
44-MDL25-5PK	Fuse - 25A Glass Time Delay - 1-1/4 in. (5 Pack)	88
44-MDL3-5PK	Fuse - 3A Glass Time Delay - 1-1/4 in. (5 Pack)	88
44-MDL30-5PK	Fuse - 30A Glass Time Delay - 1-1/4 in. (5 Pack)	88
44-MDL5-5PK	Fuse - 4A Glass Time Delay - 1-1/4 in. (5 Pack)	88
44-MDL7-5PK	Fuse - 5A Glass Time Delay - 1-1/4 in. (5 Pack)	88
45-25055-99	Humidistat	21
4603-0	No. 31-TX1 Acid Pump	185
4604-0	HK-31 Hose Kit	185
4693-0	Bio-Fresh Fogger	175
47-ICM253	Time Delay Relay - Off Delay on Break	93
47-ICM270	Adjustable Fan Blower Control	83
47-ICM271	Fixed Fan Blower Control	83
47-ICM275	Adjustable Fan Blower Control	84
47-ICM280	OEM Fan Control Board (Goodman ICM280)	84
47-ICM300	Defrost Timer Board	84
47-ICM301	Defrost Timer Board	84
47-ICM302	Defrost Timer Board (Nordyne ICM302)	85
47-ICM307	Defrost Timer Board (ICP LenNox ICM 307)	85
47-ICM315	Defrost Timer Board	85
47-ICM318	Defrost Timer Board (Goodman ICM 318)	85
47-ICM319	Defrost Timer Board (Nordyne ICM 319)	85
47-ICM320	Defrost Timer Board (Carrier ICM 320)	86
47-ICM321	Defrost Timer Board (Carrier ICM 321)	86
47-ICM322	Defrost Timer Board (Carrier ICM 322)	86
47-ICM325HNC	Head Pressure Control	80
47-ICM326HM2	Head Pressure Control	80
47-ICM326HNC	Head Pressure Control	80
47-ICM327HNC	Head Pressure Control	80
47-ICM336	Head Pressure Control	80
47-ICM337	Head Pressure Control	80
47-ICM379	Temperature Probe	81
47-ICM380	Pressure Transducer	81
47-ICM400	3-Phase Voltage Monitor - Non-Programmable	82
47-ICM401C	3-Phase Loss and Reversal Protection Monitor (18-30V Control)	82

PART NO	DESCRIPTION	PAGE
47-ICM402C	3-Phase Loss & Rev Protection Monitor (120-230V Control)	82
47-ICM450	3-Phase Voltage Monitor - Programmable	81
47-ICM491	Single Phase Motor Protector	83
4768-W3	Spray Bottle - 24 oz.	245
4770-0	Pump Sprayer - 1/2 gallon (No. 50P)	245
4771-3	Poly Sprayer - 2 gallon (No. 220CP)	245
4772-0	Poly Sprayer - 3-1/2 gallon (No. 300P)	245
4774-0	Coil Gun Sprayer - 1/2 gallon	245
49P11-843	Sure Switch	93
50028399-001	Wall Plate	18
5080A	Oil Nozzle - Hollow Spray (0.50A, 80°)	102
50A55-843	Universal Ignition Control Module - Integrated Silicon Carbide	101
50D50-842	Ignition Control Module - DSI	102
50E47-843	Universal Ignition Control Module - Non-Integrated Silicon Carbide	102
52223-A	Pocket Thermometer - Digital	215
52224A	Infrared Thermometer	214
53450-C	UV Leak Detector Kit with Cartridge Type Dye Injector	209
53825-4	Dye Injector Cartridges - 2 oz. (Pack of 4)	177
54-1020-CF1	Filter Base - Counterflow	40
54-1020-CF2	Filter Base - Counterflow	40
54-1020-CF3	Filter Base - Counterflow	40
54-1020-CF4	Filter Base - Counterflow	40
54-1420-E3	Filter Base - Electric Upflow 3 in.	40
54-1420-E6	Filter Base - Electric Upflow 6 in.	40
54-1425-G3	Filter Base - Gas Upflow 3 in.	40
54-1425-G6	Filter Base - Gas Upflow 6 in.	40
54-1620-E3	Filter Base - Electric Upflow 3 in.	40
54-1620-E6	Filter Base - Electric Upflow 6 in.	40
54-1625-G3	Filter Base - Gas Upflow 3 in.	40
54-1625-G6	Filter Base - Gas Upflow 6 in.	40
54-1625-H6	Filter Base - Gas Horizontal 6 in.	40
54-2020-E3	Filter Base - Electric Upflow 3 in.	40
54-2020-E6	Filter Base - Electric Upflow 6 in.	40
54-2025-E3	Filter Base - Electric Upflow 3 in.	40
54-2025-E6	Filter Base - Electric Upflow 6 in.	40
54-2025-E6N	Filter Base - Electric Upflow 6 in.	40
54-2025-G3	Filter Base - Gas Upflow 3 in.	40
54-2025-G6	Filter Base - Gas Upflow 6 in.	40
54-2025-HR20	Filter Base - Horizontal	40
54-2025-HR25	Filter Base - Horizontal	40
54-2025-HRB20	Filter Base - Horizontal	40
54-2025-HRB25	Filter Base - Horizontal	40
54-2232-LS	Upflow Box - Gas/Electric	42
54-2240-LS	Upflow Box - Gas/Electric	42
54-2424-G3	Filter Base - Gas Upflow 3 in.	40
54-2424-G6	Filter Base - Gas Upflow 6 in.	40
54-25051-03	MERV 8 Media Filter Replacement - 5 in. x 20 in. x 20 in.	34
54-25051-04	MERV 8 Media Filter Replacement - 5 in. x 16 in. x 25 in.	34
54-2832-LS	Upflow Box - Gas/Electric	42
54-2840-LS	Upflow Box - Gas/Electric	42
54-CT500-R	Replacement Media (3 Pack)	38
543-0120-00	SecureStart Compressor Start Module	61
5462H	Condenser Motor - 1/3-1/6 hp 208-230V/1/60 (1075 rpm/2 spd)	60
5464H	Condenser Motor - 1/3-1/6 hp 208/230V (825 rpm/2 spd)	50
5465H	Condenser Motor - 1/5-1/2 hp 208-230/ 1075 rpm/2 spd	60
55-101545-38S	Compressor	56



PART NO	DESCRIPTION	PAGE
55-101545-44S	Compressor	56
55-25200-35S	Compressor	56
55-25200-36S	Compressor	56
55-25200-38S	Compressor	56
55-25200-39S	Compressor	56
55-25200-40S	Compressor	56
55-25200-42S	Compressor	56
55-25200-43S	Compressor	56
55-25200-44S	Compressor	56
55-25200-46S	Compressor	56
55-25200-47S	Compressor	56
55-25200-48S	Compressor	56
55-25200-49S	Compressor	56
55-25200-51S	Compressor	56
55-25200-52S	Compressor	56
55-25200-53S	Compressor	56
55-25200-54S	Compressor	56
55-25200-55S	Compressor	56
55-25200-56S	Compressor	56
55-25200-57S	Compressor	56
55-25200-58S	Compressor	56
55-25200-59S	Compressor	56
55-25200-60S	Compressor	56
55-25200-61S	Compressor	56
55-25200-62S	Compressor	56
55-25200-63S	Compressor	56
55-25200-64S	Compressor	56
55-25200-65S	Compressor	56
55-25200-66S	Compressor	56
55-25200-67S	Compressor	56
55-25200-68S	Compressor	56
55-25200-69S	Compressor	56
55-25200-70S	Compressor	56
55100-SEN	Replacement Sensor for 55100 and 55200	209
56-17070-01	Motor Rain Shield Cap	53
56-17846-02	Motor Rain Shield Cap	53
56-23001-03	Bolt Kit - Shell Stud	54
56-23001-05	Condenser Motor Ring Mount Kit	54
56-23001-07	Resilient Ring Kit	54
56-23001-08	Mounting Kit - Blower	53
56-23001-09	Mounting Kit - Blower	53
59-101	Replacement Cartridge - Fuel Oil Filter (101)	107
59-18056-02	Oil Nozzle - Solid Spray (0.85B, 80°)	104
59-22709-01	Oil Nozzle - Solid Cone (0.50R-D, 70°)	105
59-22709-02	Oil Nozzle - Solid Cone (0.60AR, 60°)	106
59-22709-04	Oil Nozzle - Solid Spray (0.85B, 70°)	104
59-22709-05	Oil Nozzle - Solid Spray (1.00B, 70°)	104
59-22709-06	Oil Nozzle - Solid Spray (1.20B, 70°)	104
59-22709-07	Oil Nozzle - Solid Spray (1.35B, 70°)	104
59-22709-08	Oil Nozzle - Solid Spray (0.50B, 70°)	104
59-22709-09	Oil Nozzle - Solid Spray (0.60B, 70°)	104
59-22709-10	Oil Nozzle - Solid Spray (0.75B Del-O-Flo, 70°)	104
59-22709-11	Oil Nozzle - Solid Spray (0.85B Del-O-Flo, 70°)	104
59-22709-12	Oil Nozzle - Solid Spray (0.50B Del-O-Flo, 70°)	104
59-22709-13	Oil Nozzle - Solid Spray (0.60B Del-O-Flo, 70°)	104
59-77	Fuel Oil Filter (77)	106

PART NO	DESCRIPTION	PAGE
59-88-CR	Replacement Cartridge - Fuel Oil Filter (88-CR)	107
59-99	Fuel Oil Filter (99)	106
59-RF-1	Replacement Cartridge - Fuel Oil Filter (RF-1)	106
59-RF-2	Replacement Cartridge - Fuel Oil Filter (RF-2)	106
59-RF-4	Replacement Cartridge - Fuel Oil Filter (RF-4)	106
5SME39HXL110	Evergreen Blower Motor - 1/2 hp 120-230/1/50-60	48
5SME39SXL111	Evergreen Blower Motor - 1 hp 120-230/1/50-60	48
6060B	Oil Nozzle - Solid Spray (0.60B, 60°)	103
6080A	Oil Nozzle - Hollow Spray (0.60A, 80°)	102
6080B	Oil Nozzle - Hollow Spray (0.60B, 80°)	103
61-100RB2F2VLC	Solenoid Valve	73
61-100RB2F3VLC	Solenoid Valve	73
61-100RB2S2VLC	Solenoid Valve	73
61-100RB2S3VLC	Solenoid Valve	73
61-100RB2S4VLC	Solenoid Valve (047505)	73
61-200RB2T3VLC	Solenoid Valve	74
61-200RB3F3TVLC	Solenoid Valve	74
61-200RB3F3VLC	Solenoid Valve	74
61-200RB3T3VLC	Solenoid Valve	74
61-200RB3T4VLC	Solenoid Valve	74
61-200RB4F3TVLC	Solenoid Valve	74
61-200RB4T3M VLC	Solenoid Valve	74
61-200RB4T3TVLC	Solenoid Valve	74
61-200RB4T4TVLC	Solenoid Valve	74
61-200RB4T4VLC	Solenoid Valve	74
61-200RB5F4M VLC	Solenoid Valve (047520)	74
61-200RB5S4TVLC	Solenoid Valve (047526)	74
61-200RB5S5M VLC	Solenoid Valve (047527)	74
61-200RB5T4M VLC	Solenoid Valve	74
61-200RB5T4TVLC	Solenoid Valve	74
61-200RB5T5M VLC	Solenoid Valve	74
61-200RB5T5TVLC	Solenoid Valve	74
61-200RB6S5TVLC	Solenoid Valve (PCN 047542)	74
61-200RB6T4TVLC	Solenoid Valve	74
61-200RB6T5TVLC	Solenoid Valve	74
61-200RB7T5TVLC	Solenoid Valve (PCN 064562)	74
61-240RA16T11M VLC	Solenoid Valve (PCN 044788)	75
61-240RA8T5M VLC	Solenoid Valve	75
61-240RA8T5TVLC	Solenoid Valve	75
61-240RA8T7M VLC	Solenoid Valve (045753)	75
61-240RA9T5M VLC	Solenoid Valve	75
61-240RA9T7M VLC	Solenoid Valve	75
61-240RA9T9M VLC	Solenoid Valve	75
61-25122-01	Gas Ball Valve (1/2 in. NPT)	128
61-25122-02	Gas Ball Valve (3/4 in. NPT)	128
61-AMG120/240V	Solenoid Coil - 120/240VAC, 50/60 Hz	75
61-AMG120/50-60	Solenoid Coil - 120VAC, 50/60 Hz	75
61-AMG208/240V	Solenoid Coil - 208V-240VAC, 60Hz; 220VAC, 50 Hz	75
61-AMG24V	Solenoid Coil - 24VAC, 50/60 Hz	75
6142-20-3	Panel Thermometer - Analog (Round)	215
62-25079-01	Thermocouple	99
62-25079-02	Thermocouple	99
62-25079-03	Thermocouple	99
62-25079-04	Thermocouple	99
62-25079-95	Thermocouple	99



PART NO	DESCRIPTION	PAGE
62-25079-96	Thermocouple	99
62-25079-97	Thermocouple	99
62-25113-01	Thermocouple	99
62-25113-02	Thermocouple	99
62-25113-03	Thermocouple	99
62-30A46-5	Mercury Flame Sensor Switch - Plug-In	98
6560B	Oil Nozzle - Solid Spray (0.65B, 60°)	103
6570A	Oil Nozzle - Hollow Spray (0.65A, 70°)	102
6570B	Oil Nozzle - Solid Spray (0.65B, 70°)	103
6580A	Oil Nozzle - Hollow Spray (0.65A, 80°)	102
66434R	Adapter - 1/4 in.SAE x 16 mm Auto Quick Connect	
66534R	Adapter - 1/4 in. SAE x 13 mm Auto Quick Connect	
68-25217-10	Compressor Sound Enclosure (SBUHD)	60
68-25217-13	Compressor Sound Enclosure (SBLHD)	60
70-25123-02	Fan Blade	114
70-25123-03	Fan Blade	114
70-25123-04	Fan Blade	114
70-25123-06	Fan Blade	114
70-25123-07	Fan Blade	114
70-25123-08	Fan Blade	114
70-25123-09	Fan Blade	114
70-25123-10	Fan Blade	114
70-25123-11	Fan Blade	114
70-25123-12	Fan Blade	114
70-25123-13	Fan Blade	114
70-25123-15	Fan Blade	114
70-25123-16	Fan Blade	114
70-25123-17	Fan Blade	114
70-25123-18	Fan Blade	114
70-25123-19	Fan Blade	114
70-25123-22	Fan Blade	114
70-25123-23	Fan Blade	114
70-25124-03	Reversible Hub - 1/2 in.	114
70-25124-04	Reversible Hub - 5/8 in.	114
71600-03	Expander Head - Hydra-Swage (3/8 in. O.D. Copper Tube)	237
71600-11	Expander Head - Hydra-Swage (1-3/8 in. O.D. Copper Tube)	237
71600-13	Expander Head - Hydra-Swage (1-5/8 in. O.D. Copper Tube)	237
71600-17	Expander Head - Hydra-Swage (2-1/8 in. O.D. Copper Tube)	237
7580B	Oil Nozzle - Hollow Spray (0.75B, 80°)	103
767A-382	Ignitor - Hot Surface Ignition (HSI - Silicon Carbide)	100
767A-383	Ignitor - Hot Surface Ignition (HSI - Silicon Carbide)	100
767A-384	Ignitor - Hot Surface Ignition (HSI - Silicon Carbide)	100
777ID	Electrical Tape (PVC) - 3/4 in. x 60 ft.	145
81-0468-00	Heat Pack - Wireless	116
81-0578-00	Heat Pack - Wired	116
82-21802-08	Copper 90° Street Elbow (Short Radius)	78
82-21802-10	Copper 90° Street Elbow (Short Radius)	78
82-21802-12	Copper 90° Street Elbow (Short Radius)	78
82-21802-14	Copper 90° Street Elbow (Short Radius)	78
82-21802-18	Copper 90° Street Elbow (Short Radius)	78
82-21802-22	Copper 90° Street Elbow (Short Radius)	78
82-21802-28	Copper 45° Street Elbow (Short Radius)	78
82-21802-30	Copper 45° Street Elbow (Short Radius)	78
82-21802-32	Copper 45° Street Elbow (Short Radius)	78
82-21802-34	Copper 45° Street Elbow (Short Radius)	78
82-21802-38	Copper 45° Street Elbow (Short Radius)	78

PART NO	DESCRIPTION	PAGE
82-21802-42	Copper 45° Street Elbow (Short Radius)	78
82-21803-06	Copper Coupling	77
82-21803-08	Copper Coupling	77
82-21803-10	Copper Coupling	77
82-21803-12	Copper Coupling	77
82-21803-14	Copper Coupling	77
82-21803-18	Copper Coupling	77
82-21803-22	Copper Coupling	77
82-21804-08	Copper Reducer Coupling	78
82-21804-10	Copper Reducer Coupling	78
82-21804-12	Copper Reducer Coupling	78
82-21804-14	Copper Reducer Coupling	78
82-21804-18	Copper Reducer Coupling	78
82-21804-22	Copper Reducer Coupling	78
82-21804-32	Copper Reducer Coupling	78
82-A00325	Brass Straight Fitting - External Flare to External Flare	76
82-A00327	Brass Straight Fitting - External Flare to External Flare	76
82-A00330	Brass Straight Fitting - External Flare to External NPTFE	76
82-A00335	Brass Elbow - 90°	76
82-A00345	Brass Tee - Two Way (External Branch)	76
82-A00401	Copper Gasket	77
82-A00402	Copper Gasket	77
82-A00479	Brass Straight Fitting - Internal Flare to External Flare	76
82-A00481	Brass Straight Fitting - Internal Flare to External Flare	76
82-A01199	Brass Straight Fitting - External Flare to External NPTFE	76
82-A04540	Brass Straight Fitting - External Flare to External NPTFE	76
82-A04544	Brass Sealing Cap - Hex Head Flare Fitting	77
82-A04545	Brass Sealing Cap - Hex Head Flare Fitting	77
82-A04585	Brass Straight Fitting - External Flare to External NPTFE	76
82-A04780	Brass Straight Fitting - External Flare to External NPTFE	76
82-A04890	Brass Elbow - 90°	76
82-A04993	Brass Straight Fitting - External Flare to External NPTFE	76
82-A06330	Brass Tee - Three Way (Internal Branch)	76
82-A13563	Brass Straight Fitting - Int Flare to Int Flare Straight Fitting	76
82-A13565	Brass Straight Fitting - Int Flare to Int Flare Straight Fitting	76
82-A15725	Brass Straight Fitting - Internal Flare to Tube Extension Solder	
82-A15726	Brass Straight Fitting - Internal Flare to Tube Extension Solder	
82-A15727	Brass Straight Fitting - Internal Flare to Tube Extension Solder	
82-A15728	Brass Straight Fitting - Internal Flare to Tube Extension Solder	
82-A16447	Brass Sealing Cap - Serrated Head Flare Fitting	77
82-A5051	Brass Forged Flare Tube Nut	76
82-A5052	Brass Forged Flare Tube Nut	76
82-A5053	Brass Forged Flare Tube Nut	76
82-A5157	Brass Forged Flare Tube Nut	76
821-12	Riveting Hammer (12 oz.)	228
83-25208-01	Liquid Line Filter Drier (Uni-directional)	66
83-25208-02	Liquid Line Filter Drier (Uni-directional)	66
83-25208-03	Liquid Line Filter Drier (Uni-directional)	66
83-25208-04	Liquid Line Filter Drier (Uni-directional)	66
83-25208-05	Liquid Line Filter Drier (Uni-directional)	66
83-25208-06	Liquid Line Filter Drier (Uni-directional)	66
83-25208-07	Liquid Line Filter Drier (Uni-directional)	66
83-25208-09	Liquid Line Filter Drier (Uni-directional)	66
83-25209-01	Suction Line Filter Drier (Standard Shell)	70
83-25209-02	Suction Line Filter Drier (Standard Shell)	70
83-25209-03	Suction Line Filter Drier (Standard Shell)	70



PART NO	DESCRIPTION	PAGE	PART NO	DESCRIPTION	PAGE
83-25209-04	Suction Line Filter Drier (Standard Shell)	70	83-AMI-1SS2	Sight Glass	65
83-25209-05	Suction Line Filter Drier (Standard Shell)	70	83-AMI-1SS3	Sight Glass	65
83-25209-06	Suction Line Filter Drier (Standard Shell)	70	83-AMI-1SS4	Sight Glass	65
83-25210-01	Suction Line Filter Drier (Compact Shell)	70	83-AMI-1SS5	Sight Glass	65
83-25210-02	Suction Line Filter Drier (Compact Shell)	70	83-AMI-1SS7	Sight Glass	65
83-25210-03	Suction Line Filter Drier (Compact Shell)	70	83-AMI-1SS9	Sight Glass	65
83-25211-01	Sight Glass	65	83-AMI-1TT1	Sight Glass	65
83-25211-02	Sight Glass	65	83-AMI-1TT2	Sight Glass	65
83-25211-03	Sight Glass	65	83-AMI-1TT3	Sight Glass	65
83-25211-04	Sight Glass	65	83-AMI-1TT4	Sight Glass	65
83-25211-05	Sight Glass	65	83-AMI-1TT5	Sight Glass	65
83-ADK-032	Liquid Line Filter Drier (Uni-directional)	67	83-AMI-1TT7	Sight Glass	65
83-ADK-032S	Liquid Line Filter Drier (Uni-directional)	67	83-AMI-1TT9	Sight Glass	65
83-ADK-033	Liquid Line Filter Drier (Uni-directional)	67	83-AMI-2S11	Sight Glass	65
83-ADK-033S	Liquid Line Filter Drier (Uni-directional)	67	83-AMI-2S13	Sight Glass	65
83-ADK-052	Liquid Line Filter Drier (Uni-directional)	67	83-AMI-2S17	Sight Glass	65
83-ADK-052S	Liquid Line Filter Drier (Uni-directional)	67	83-ASD-28F3	Suction Line Filter Drier (Standard Shell)	71
83-ADK-053	Liquid Line Filter Drier (Uni-directional)	67	83-ASD-28S3VW	Suction Line Filter Drier (Standard Shell)	71
83-ADK-053S	Liquid Line Filter Drier (Uni-directional)	67	83-ASD-28S4VW	Suction Line Filter Drier (Standard Shell)	71
83-ADK-082	Liquid Line Filter Drier (Uni-directional)	67	83-ASD-35F5VW	Suction Line Filter Drier (Standard Shell)	71
83-ADK-082S	Liquid Line Filter Drier (Uni-directional)	67	83-ASD-35S5VW	Suction Line Filter Drier (Standard Shell)	71
83-ADK-083	Liquid Line Filter Drier (Uni-directional)	67	83-ASD-45S6VW	Suction Line Filter Drier (Standard Shell)	71
83-ADK-083S	Liquid Line Filter Drier (Uni-directional)	67	83-ASD-45S7VW	Suction Line Filter Drier (Standard Shell)	71
83-ADK-084	Liquid Line Filter Drier (Uni-directional)	67	83-ASD-50S9VW	Suction Line Filter Drier (Standard Shell)	71
83-ADK-084S	Liquid Line Filter Drier (Uni-directional)	67	83-ASD-75S11VW	Suction Line Filter Drier (Standard Shell)	71
83-ADK-162	Liquid Line Filter Drier (Uni-directional)	67	83-ASD-75S13VW	Suction Line Filter Drier (Standard Shell)	71
83-ADK-163	Liquid Line Filter Drier (Uni-directional)	67	83-ASF-11S4	Suction Line Filter (Standard Shell)	71
83-ADK-163S	Liquid Line Filter Drier (Uni-directional)	67	83-ASF-11S5	Suction Line Filter (Standard Shell)	71
83-ADK-164	Liquid Line Filter Drier (Uni-directional)	67	83-ASF-28S3VW	Suction Line Filter (Standard Shell)	71
83-ADK-164S	Liquid Line Filter Drier (Uni-directional)	67	83-ASF-28S4VW	Suction Line Filter (Standard Shell)	71
83-ADK-165	Liquid Line Filter Drier (Uni-directional)	67	83-ASF-28S7VW	Suction Line Filter (Standard Shell)	71
83-ADK-165S	Liquid Line Filter Drier (Uni-directional)	67	83-ASF-28S9VW	Suction Line Filter (Standard Shell)	71
83-ADK-303	Liquid Line Filter Drier (Uni-directional)	67	83-ASF-35F5VW	Suction Line Filter (Standard Shell)	71
83-ADK-303S	Liquid Line Filter Drier (Uni-directional)	67	83-ASF-35S5VW	Suction Line Filter (Standard Shell)	71
83-ADK-304	Liquid Line Filter Drier (Uni-directional)	67	83-ASF-45F3VW	Suction Line Filter (Standard Shell)	71
83-ADK-304S	Liquid Line Filter Drier (Uni-directional)	67	83-ASF-45S6VW	Suction Line Filter (Standard Shell)	71
83-ADK-305	Liquid Line Filter Drier (Uni-directional)	67	83-ASF-45S7VW	Suction Line Filter (Standard Shell)	71
83-ADK-305S	Liquid Line Filter Drier (Uni-directional)	67	83-ASF-50S9VW	Suction Line Filter (Standard Shell)	71
83-ADK-307S	Liquid Line Filter Drier (Uni-directional)	67	83-ASF-64S17V	Suction Line Filter (Standard Shell)	71
83-ADK-309S	Liquid Line Filter Drier (Uni-directional)	67	83-ASF-64S21V	Suction Line Filter (Standard Shell)	71
83-ADK-413	Liquid Line Filter Drier (Uni-directional)	67	83-ASF-75S11VW	Suction Line Filter (Standard Shell)	71
83-ADK-414S	Liquid Line Filter Drier (Uni-directional)	67	83-ASF-75S13VW	Suction Line Filter (Standard Shell)	71
83-ADK-415	Liquid Line Filter Drier (Uni-directional)	67	83-ASK-165SVW	Suction Line Filter Drier (Standard Shell)	70
83-ADK-415S	Liquid Line Filter Drier (Uni-directional)	67	83-ASK-166SVW	Suction Line Filter Drier (Standard Shell)	70
83-ADK-417S	Liquid Line Filter Drier (Uni-directional)	67	83-ASK-167SVW	Suction Line Filter Drier (Standard Shell)	70
83-ADK-419S	Liquid Line Filter Drier (Uni-directional)	67	83-ASK-306SVW	Suction Line Filter Drier (Standard Shell)	70
83-ADK-757S	Liquid Line Filter Drier (Uni-directional)	67	83-ASK-307SVW	Suction Line Filter Drier (Standard Shell)	70
83-ADK-759S	Liquid Line Filter Drier (Uni-directional)	67	83-ASK-309SVW	Suction Line Filter Drier (Standard Shell)	70
83-AMI-1FM2	Sight Glass	65	83-BFK-052	Liquid Line Filter Drier (Bi-directional)	69
83-AMI-1FM3	Sight Glass	65	83-BFK-052S	Liquid Line Filter Drier (Bi-directional)	69
83-AMI-1FM4	Sight Glass	65	83-BFK-053	Liquid Line Filter Drier (Bi-directional)	69
83-AMI-1MM3	Sight Glass	65	83-BFK-053S	Liquid Line Filter Drier (Bi-directional)	69
83-AMI-1MM4	Sight Glass	65	83-BFK-0825S	Liquid Line Filter Drier (Bi-directional)	69
83-AMI-1MM5	Sight Glass	65	83-BFK-083	Liquid Line Filter Drier (Bi-directional)	69
83-AMI-1MU3	Sight Glass	65	83-BFK-083S	Liquid Line Filter Drier (Bi-directional)	69
83-AMI-1MU5	Sight Glass	65	83-BFK-084	Liquid Line Filter Drier (Bi-directional)	69



PART NO	DESCRIPTION	PAGE	PART NO	DESCRIPTION	PAGE
83-HMI-1TT9	Sight Glass	64	84-AB-12	Air Booster	115
83-SFD-08F4VV	Suction Line Filter Drier (Standard Shell)	72	84-AB-14	Air Booster	115
83-SFD-08S3VV	Suction Line Filter Drier (Standard Shell)	72	84-AB-2	Air Booster	115
83-SFD-08S5VV	Suction Line Filter Drier (Standard Shell)	72	84-AB-4	Air Booster	115
83-SFD-08S6VV	Suction Line Filter Drier (Standard Shell)	72	84-AB-5	Air Booster	115
83-SFD-13F3VV	Suction Line Filter Drier (Standard Shell)	72	84-AB-6	Air Booster	115
83-SFD-13F4VV	Suction Line Filter Drier (Standard Shell)	72	84-AB-8	Air Booster	115
83-SFD-13F5VV	Suction Line Filter Drier (Standard Shell)	72	84-ACS-2-18	Condensate Overflow Safety Switch - Pan Mount	121
83-SFD-13S3VV	Suction Line Filter Drier (Standard Shell)	72	84-ACS-2-72	Condensate Overflow Safety Switch - Pan Mount	121
83-SFD-13S4VV	Suction Line Filter Drier (Standard Shell)	72	84-CAS-1	Combustion Air System	108
83-SFD-13S5VV	Suction Line Filter Drier (Standard Shell)	72	84-CAS-2B	Combustion Air System	109
83-SFD-13S6VV	Suction Line Filter Drier (Standard Shell)	72	84-CAS-2B-90E	Combustion Air System	109
83-SFD-13S7VV	Suction Line Filter Drier (Standard Shell)	72	84-CAS-2BB	Combustion Air System	109
83-SFD-27S6VV	Suction Line Filter Drier (Standard Shell)	72	84-CAS-2C	Combustion Air System	109
83-SFD-27S7VV	Suction Line Filter Drier (Standard Shell)	72	84-CAS-2W	Combustion Air System	109
83-SFD-27S9VV	Suction Line Filter Drier (Standard Shell)	72	84-CAS-3	Combustion Air System	109
83-SFD-54S11VV	Suction Line Filter Drier (Standard Shell)	72	84-CAS-4	Combustion Air System	109
83-SFD-54S13VV	Suction Line Filter Drier (Standard Shell)	72	84-CAS-4MV	Combustion Air System - Fan-in-a-Can	109
84-14X20-1	Dynamic Polarized Media Cleaner - 14 in. x 20 in. x 1 in.	39	84-CAS-6	Combustion Air System - Fan-in-a-Drum	109
84-16X20-1	Dynamic Polarized Media Cleaner - 16 in. x 20 in. x 1 in.	39	84-CAS-7	Combustion Air System - Fan-in-a-Drum	109
84-20X20-1	Dynamic Polarized Media Cleaner - 20 in. x 20 in. x 1 in.	39	84-CK-20FV	Control Kit for SWG Series Outdoor Power Vents	108
84-24X24-1	Dynamic Polarized Media Cleaner - 24 in. x 24 in. x 1 in.	39	84-CK-21	Control Kit for SWG Series Outdoor Power Vents	108
84-24X36-1	Dynamic Polarized Media Cleaner - 24 in. x 36 in. x 1 in.	39	84-CK-41F	Control Kit for SWG Series Outdoor Power Vents	108
84-25055-01	Humidifier Pad	37	84-CK-43	Control Kit for SWG Series Outdoor Power Vents	108
84-25055-02	Humidifier Pad	37	84-CK-43F	Control Kit for SWG Series Outdoor Power Vents	108
84-25055-03	Humidifier Pad	37	84-CK-62	Control Kit for SWG Series Outdoor Power Vents	108
84-25253-01	Air Booster	114	84-CK-63	Control Kit for SWG Series Outdoor Power Vents	108
84-25253-02	Air Booster	114	84-CK-81	Control Kit for SWG Series Outdoor Power Vents	108
84-25253-03	Air Booster	114	84-CK-91FV	Control Kit for SWG Series Outdoor Power Vents	108
84-25253-04	Air Booster	114	84-CK-92FV	Control Kit for SWG Series Outdoor Power Vents	108
84-25253-05	Air Booster	114	84-CT500	Console Unit - 500 CFM	38
84-4-MG1	Draft Control w/Collar	110	84-EC-400-115	Mini-Split Condensate Pump	120
84-4-RC	Draft Control w/Collar	111	84-EC-400-230	Mini-Split Condensate Pump	120
84-4EP	Humidifier Pad	37	84-G13	Humidifier Pad	37
84-5-MG1	Draft Control w/Collar	110	84-G20	Humidifier Pad	37
84-5-RC	Draft Control w/Collar	111	84-HM1	Humidifier Pad	38
84-6-M	Draft Control w/Collar	111	84-HM2	Humidifier Pad	38
84-6-MG1	Draft Control w/Collar	110	84-IAH-4	Intake Air Hood - 4 in.	110
84-6-RC	Draft Control w/Collar	111	84-IAH-6	Intake Air Hood - 6 in.	110
84-7-M	Draft Control w/Collar	111	84-J-100	Condensate Overflow Safety Switch - Pan Mount	121
84-7-MG1	Draft Control w/Collar	110	84-KT-15-1UL	Condensate Pump	119
84-7-RC	Draft Control w/Collar	111	84-KT-15X-1UL	Condensate Pump	119
84-8-M	Draft Control w/Collar	111	84-KT-15X-1ULT	Condensate Pump	119
84-8-MG1	Draft Control w/Collar	110	84-KT3-1UL	Condensate Pump	118
84-8-RC	Draft Control w/Collar	111	84-MAS-1	Make-Up Air System	110
84-9-M	Draft Control w/Collar	111	84-PVE-1200	Indoor Power Venter	107
84-9-MG1	Draft Control w/Collar	110	84-PVG-100	Indoor Power Venter	107
84-9-RC	Draft Control w/Collar	111	84-PVG-300	Indoor Power Venter	107
84-A10	Humidifier Pad	37	84-PVG-600	Indoor Power Venter	107
84-A12	Humidifier Pad	37	84-PVG-PACK-100	Indoor Power Venter Kit w/Draft Control and Vent Hood	107
84-A20	Humidifier Pad	38	84-PVG-PACK-300	Indoor Power Venter Kit w/Draft Control and Vent Hood	107
84-A35	Humidifier Pad	37	84-PVO-300	Indoor Power Venter	107
84-A40	Humidifier Pad	38	84-PVO-600	Indoor Power Venter	107
84-A97	Humidifier Pad	38	84-SS1	Condensate Overflow Safety Switch	121
84-AB-1	Air Booster	115	84-SS2	Condensate Overflow Safety Switch	121
84-AB-10	Air Booster	115	84-SS3	Condensate Overflow Safety Switch	121



PART NO	DESCRIPTION	PAGE
84-SWG-3	Outdoor Power Venter	108
84-SWG-4G	Outdoor Power Venter Kit w/Draft Control and Control Kit	108
84-SWG-4HD	Outdoor Power Venter	108
84-SWG-5	Outdoor Power Venter	108
84-SWG-6	Outdoor Power Venter	108
84-SWG-8	Outdoor Power Venter	108
84-SWH-3	Vent Hood - 3 in.	107
84-SWH-4	Vent Hood - 4 in.	107
84-SWH-5	Vent Hood - 5 in.	107
84-SWH-6	Vent Hood - 6 in.	107
84-SWH-8	Vent Hood - 8 in.	107
84-VCC-20ULS	Condensate Pump	119
84-VCC-20ULS-230	Condensate Pump	119
84-VCL-24ULS	Condensate Pump	119
84-VCMA-15UL	Condensate Pump	119
84-VCMA-15ULS	Condensate Pump	119
84-VCMA-15ULST	Condensate Pump	119
84-VCMA-20UL-230	Condensate Pump	119
84-VCMA-20ULS	Condensate Pump	119
84-VCMA-20ULS-230	Condensate Pump	119
84-VCMA-20ULST-230	Condensate Pump	119
84-VRV-4	Vacuum Relief Valve - 4 in.	109
84-VRV-6	Vacuum Relief Valve - 6 in.	109
85-10001	Leak Lock Tube - 1.33 oz.	165
85-10004	Leak Lock Can - 4 oz.	165
85-10016	Leak Lock Can - 16 oz.	165
85-10116	WD-40 - 16 oz. Aerosol Can	164
85-110054	WD-40 - 8 oz. Aerosol Can	164
85-110075	WD-40 - 11 oz. Aerosol Can	164
85-110078	WD-40 - 11 oz. Aerosol Can (Smart Straw)	164
85-12001	Red Epoxy Repair Kit (1 oz.)	167
85-1300C	ClenAir Wall Unit	174
85-1401	ClenAir Gel Bricks - 1 lb.	174
85-1401W	ClenAir Gel Bricks w/Wall Unit - 1 lb.	174
85-1500	ClenAir Gel Tubs - 1/2 lb.	174
85-1500D	ClenAir Gel Tubs - 1/2 lb. w/Display	174
85-1501	ClenAir Gel Tubs - 1 lb.	174
85-1503	ClenAir Gel Tubs - 3 lbs.	174
85-1530	ClenAir Gel Pail - 30 lbs.	174
85-16001	Acid Test Kit	181
85-1600D	ClenAir Spray w/Tray - 16 oz.	174
85-1610	ClenAir Spray Refill - 1 gallon	174
85-17004	Thawzone Liquid Dehydrant - 4 oz.	179
85-1700D	ClenAir Citrus Spray w/Tray - 16 oz.	174
85-1710	ClenAir Citrus Spray Refill - 1 gallon Citrus	174
85-18004	Acid Neutralizer - 4 oz.	182
85-1800D	ClenAir CherryAir Gel Tubs - 1/2 lb.	174
85-1801	ClenAir CherryAir Gel Tubs - 1 lb.	174
85-1900D	ClenAir CherryAir Spray Counter Display - 16 oz.	174
85-200	Wasp & Hornet Aerosol - 14 oz.	183
85-2001D	Condensate Pan Strips (0-5 Tons)	174
85-2003D	Condensate Pan Strips (5-8 Tons)	174
85-22032	Gas Leak Detector (Low Temperature) Spray Bottle - 32 oz.	176
85-22128	Gas Leak Detector (Low Temperature) Bottle - 1 gallon	176
85-23008	Gas Leak Detector (Mid Temperature) Bottle w/Dauber - 8 oz.	176
85-23032	Gas Leak Detector (Mid Temperature) Spray Bottle - 32 oz.	176

PART NO	DESCRIPTION	PAGE
85-23128	Gas Leak Detector (Mid Temperature) Bottle - 1 gallon	176
85-25140-01	Acid Test Kit	181
85-NL1-8	Nu Line Condensate Drain Line Build-up Remover - 8 oz.	184
85-NL2-32	Nu Line Condensate Drain Line Build-up Remover - 32 oz.	184
85-RA593	Ant & Insect Killer Aerosol - 17 oz.	183
8570A	Oil Nozzle - Hollow Spray (0.85A, 70°)	103
86-05857-00	Trouble Light	94
86-05858-00	Trouble Light	94
86-1273-3	ColdShield Thermal Gel - Spray Bottle (32 oz.)	149
86-1274-7	ColdShield Thermal Paste - Tub (32 oz.)	149
86-136 BOSS	136 Fireblock/Draftstop Sealant (10.1 oz. tube)	162
86-139 BOSS	139 Fire Mortar Cement (10.1 oz. tube)	162
86-155206	UL 181 A-P B-FX Listed Foil Tape	145
86-232035	Duct Tape - Foil (Cold Temperature)	145
86-25161-04	Abrasive Cloth - 120 grit (1-1/2 in. x 10 yards)	149
86-25172-01	Hanging Wire - Galvanized 18 Gauge (2 lb. Roll - 330 ft.)	146
86-25172-02	Hanging Wire - 18 Gauge (2 lb. Roll - 330 ft.)	146
86-25172-03	Hanger Strap - Polymeric - 3/4 in. x 100 ft.	146
86-25172-04	Hanger Strap - 28 Gauge Galvanized - 3/4 in. x 10 ft.	146
86-25172-05	Hose Clamps - Size 12	124
86-25172-06	Hose Clamps - Size 16	124
86-25172-07	Hose Clamps - Size 20	124
86-25254-01	Solder (Stay-Brite 8)	148
86-25254-02	Solder (Stay-Brite)	148
86-25254-03	Solder (Bridgit)	148
86-25254-04	Soldering Flux (Stay-Clean) Paste - Jar (4 oz)	148
86-25254-05	Brazing Rods (Dynaflow)	148
86-25254-06	Brazing Rods (Stay-Silv 15)	148
86-25254-08	Brazing Kit (Safety-Silv 45)	148
86-25254-09	Brazing Flux (Stay-Silv) - Bottle (6.5 oz)	148
86-25254-10	Soldering Kit (ALSOLDER 500)	148
86-25254-12	Brazing Rods (Harris 0)	148
86-25254-13	Brazing Rods (Stay-Silv 5)	148
86-25254-14	Brazing Rods (Stay-Silv 6)	148
86-333 BOSS	333 Polyurethane Expanding Foam (12 oz. can)	160
86-33324 BOSS	333 Polyurethane Expanding Foam (24 oz. can)	160
86-360W BOSS	360 Acrylic Latex Painters Caulk (10.1 oz. tube)	162
86-362W BOSS	362 Siliconized Acrylic Latex Caulk (10.1 oz. tube)	163
86-376R BOSS	376 HVAC/R Hi-Temp Red Silicone Sealant (10.1 oz. tube)	163
86-812 BOSS	812 Draft/Smoke Stop Foam (24 oz. can)	160
86-814 BOSS	814 Latex Intumescent Firestop Sealant (10.1 oz. tube)	163
86-816R BOSS	816 Intumescent Firestop Sealant (10.1 oz. tube)	163
86-826-Y	Corrosion Control Tape - Yellow - 2 in. x 100 ft.	
86-ERFS	Fuse Display (Includes Fuses)	89
86-ERFS-E	Fuse Display (Empty)	89
86-N322	Duct Tape - Foil - UL Classified - 2 in. x 50 yds.	141
86-N322-3	Duct Tape - Foil - UL Classified - 3 in. x 50 yds.	141
86-N324-P	Duct Tape - Foil - UL181A-P/UL181B-FX - 2-1/2 in. x 60 yds.	140
86-N345	Duct Tape - Silver Cloth - 3 in. x 50 yds.	141
86-N357	Duct Tape - Silver Cloth - 2 in. x 60 yds.	142
86-N357-B	Duct Tape - Black Cloth - 2 in. x 60 yds.	142
86-N357-SA	Spray Adhesive - Low VOC (17 oz. Aerosol)	161
86-N396	Duct Tape - Silver Cloth - 2 in. x 60 yds.	141
86-N398	Duct Tape - Silver Cloth - 2 in. x 60 yds.	142
86-N398-B	Duct Tape - Black Cloth - 2 in. x 60 yds.	142
86-N398-P	Duct Tape - Printed Silver Cloth - 2 in. x 60 yds.	142



PART NO	DESCRIPTION	PAGE
86-N557-P	Duct Tape - Silver Cloth - UL181B-FX - 2 in. x 60 yds.	140
86-NFSK	Duct Tape - FSK - 3 in. x 50 yds.	141
86-P223	Duct Tape - Silver Cloth - 2 in. x 60 yds.	144
86-P227	Duct Tape - Silver Cloth - 2 in. x 60 yds.	144
86-P243	Duct Tape - Silver Cloth - 2 in. x 60 yds.	144
86-P243-B	Duct Tape - Black Cloth - 2 in. x 60 yds.	144
86-P251	Duct Tape - Silver Cloth - 2 in. x 60 yds.	144
86-P337	Duct Tape - Foil - UL Classified - 2 in. x 50 yds.	143
86-P337-3	Duct Tape - Foil - UL Classified - 3 in. x 50 yds.	143
86-P338	Duct Tape - FSK - 3 in. x 50 yds.	143
86-P339-P	Duct Tape - Foil - UL181A-P/UL181B-FX - 2-1/2 in. x 60 yds. .	142
86-P360-17	Waterproofing/Repair Tape - 2 in. x 100 ft.	145
86-P360-35	Waterproofing/Repair Tape - 3 in. x 50 ft.	145
86-P44	Spray Adhesive (17 oz. Aerosol)	161
86-P50	Duct Strap - Polyethylene - 1-3/4 in. x 100 yards (Black)	146
86-P557-P	Duct Tape - Silver Cloth - UL181B-FX - 2 in. x 60 yds.	143
87-1001	Electrician's Tool - Wire Stripper/Cutter	229
87-1005	Crimping/Cutting Tool (Insulated/Non-Insulated Terminals) . . .	230
87-1006	Crimping/Cutting Tool (Non-Insulated Terminals)	229
87-1011	Wire Stripper/Cutter	229
87-11045	Wire Stripper/Cutter	228
87-11049	Wire Stripper/Cutter	228
87-11055	Wire Stripper/Cutter	229
87-11057	Wire Stripper/Cutter	229
87-1224BI-P	Hacksaw Blade - Bi-Metal - 12 in. - 24 TPI	242
87-1232BI-P	Hacksaw Blade - Bi-Metal - 12 in. - 32 TPI	242
87-2100L	Aviation Snips - Offset - Left	230
87-2100S	Aviation Snips - Offset - Straight	230
87-2101R	Aviation Snips - Offset - Right	230
87-2103	Snips - Bulldog/Notch	233
87-2212	Tape Measure - 12 ft. x 1/2 in. wide (Chrome)	243
87-2212DX	Tape Measure - 12 ft. x 1/2 in. wide (Chrome) Decimal-Fraction	243
87-2316	Tape Measure - 16 ft. x 3/4 in. wide (Chrome)	243
87-250	Caulking Gun - Smooth Rod Dripless - 11 oz.	243
87-32460	4-in-1 Screwdriver	225
87-32476	5-in-1 Screwdriver/Nut Driver	225
87-32477	10-in-1 Screwdriver/Nut Driver	225
87-33636	Manifold - Brass 2-Way - R-12/R-22/R-502 (w/Hoses - 3 ft.) . .	205
87-40060	Round HoleDuct Cutter	235
87-40062	Duct Knife - 4 in. Blade	241
87-40066	90V/Miter Cut Tool - Red	236
87-40068	Female/Rabbit Tool - Gray	236
87-40072	End Cut-Off Tool (4-in-1) - Blue	236
87-40074	Corner Tool (Right Only) - Orange	236
87-40076	Corner Tool (Left Only) - Orange	236
87-44101	Utility Knife Blades (Pack of 5)	241
87-44105	Utility Knife	241
87-44107	Utility Knife - Klein Kurve	241
87-5-101#0D	Oxy/Acetylene Cutting Tip	196
87-500S	Tank Carrying Stand - 1 MC Tank & One R Tank	198
87-502	Tank Carrying Stand - 1 B Tank	198
87-5102-16	Tool Bag - Canvas	244
87-511	Tank Carrying Stand - 1 MC/PDC/MDC Tank & 1 R Tank	198
87-5139	Canvas Zipper Bag	244
87-51431	Hand Cleaner - Heavy Duty - 15 oz.	155
87-516	Tank Stand - 40/55 cu. ft. Nitro Tank or 10 pound CO2 Tank . .	198

PART NO	DESCRIPTION	PAGE
87-5715	Mobile Phone Holder - Large (6-1/2 in. x 3-5/8 in.) 244	
87-5715M	Mobile Phone Holder - Medium (5-1/2 in. x 2-5/8 in.) 244	
87-58888	Tool Tote 244	
87-58889	Shoulder Strap - Padded Adjustable 244	
87-600-4	Cushion-Grip Keystone-Tip Screwdriver - Hvy-Dty Sqr-Shnk . . .	223
87-600-6	Cushion-Grip Keystone-Tip Screwdriver - Hvy-Dty Sqr-Shnk . . .	223
87-600-8	Cushion-Grip Keystone-Tip Screwdriver - Hvy-Dty Sqr-Shnk . . .	223
87-601-3	Cushion-Grip Cabinet-Tip Screwdriver - Round-Shank	222
87-601-4	Cushion-Grip Cabinet-Tip Screwdriver - Round-Shank	222
87-601-6	Cushion-Grip Cabinet-Tip Screwdriver - Round-Shank	222
87-601-8	Cushion-Grip Cabinet-Tip Screwdriver - Round-Shank	222
87-602-4	Cushion-Grip Keystone-Tip Screwdriver - Hvy-Dty Rd-Shank . . .	223
87-602-6	Cushion-Grip Keystone-Tip Screwdriver - Hvy-Dty Rd-Shank . . .	223
87-602-8	Cushion-Grip Keystone-Tip Screwdriver - Hvy-Dty Rd-Shank . . .	223
87-603-1	Cushion-Grip Profilated Phillips-Tip Screwdriver - Rd-Shank . . .	223
87-603-4	Cushion-Grip Profilated Phillips-Tip Screwdriver - Rd-Shank . . .	223
87-605-4	Cushion-Grip Cabinet-Tip Screwdriver - Hvy-Dty Rd-Shank . . .	222
87-605-6	Cushion-Grip Cabinet-Tip Screwdriver - Hvy-Dty Rd-Shank . . .	222
87-605-8	Cushion-Grip Cabinet-Tip Screwdriver - Hvy-Dty Rd-Shank . . .	222
87-610M	2-Piece Cushion-Grip Mag Nut Driver Set - 1-1/2 in. shank . . .	227
87-618-1/4M	Cushion-Grip Magnetic Long Nut Driver - 18 in. shank	225
87-618-5/16	Cushion-Grip Magnetic Long Nut Driver - 18 in. shank	225
87-627-20	Tapping Tool - Six In One	227
87-630-1/4	Cushion-Grip Nut Driver - 3 in. shank	225
87-630-3/8	Cushion-Grip Nut Driver - 3 in. shank	225
87-630-5/16	Cushion-Grip Nut Driver - 3 in. shank	225
87-630-7/16	Cushion-Grip Nut Driver - 3 in. shank	225
87-63050	Cable Cutter - High-Leverage	230
87-630M	2-Piece Cushion-Grip Magnetic Nut Driver Set - 3 in. shank . . .	227
87-631S	7-Piece Cushion-Grip Nut Driver Set - 3 in. shank	227
87-646-1/2	Cushion-Grip Nut Driver - 6 in. shank	225
87-646-1/4	Cushion-Grip Nut Driver - 6 in. shank	225
87-646-3/8	Cushion-Grip Nut Driver - 6 in. shank	225
87-646-5/16	Cushion-Grip Nut Driver - 6 in. shank	225
87-646M	2-Piece Cushion-Grip Magnetic Nut Driver Set - 6 in. shank . . .	227
87-647L	7-Piece Cushion-Grip Nut Driver Set - 6 in. shank	227
87-650	Scratch Awl - Cushion Grip	228
87-68309	Refrigeration Service Wrench - Ratcheting	217
87-68310	Refrigeration Service Wrench - Ratcheting	217
87-70001	Tube Cutter - Premium	239
87-70006	Multi-Step Swaging Tool - Punch Type	237
87-70024	Tube Cutter - Mini	239
87-70078	Pipe Cutter - PVC - Ratchet Style	242
87-70153	T-Handle Hex-Key Set with Stand	222
87-701S	Hacksaw - Golden Tri-Cut 3-in1 Blade (12 in. Blade)	242
87-70570	Folding Hex-Key Set (Grip-It)	221
87-70574	Folding Hex-Key Set (Grip-It)	221
87-70575	Folding Hex-Key Set (Grip-It)	221
87-70579	Folding Hex-Key Set	221
87-70581	Folding Hex-Key Set	221
87-70591	Folding Hex-Key Set	221
87-71	Torch Handle - Oxy/Acetylene	195
87-725	Jab Saw - 6 in.	241
87-85071	2-Piece Cushion-Grip Stubby Screwdriver Set	223
87-85076	7-Piece Cushion-Grip Screwdriver Set	223
87-86550	Sheet Metal Crimper - 5-Blade	234



PART NO	DESCRIPTION	PAGE
87-86551	Sheet Metal Notcher	234
87-86552	Sheet Metal Seamer - Offset	234
87-86553	Sheet Metal Seamer - Straight	234
87-89600	Torch Kit - Air/Acetylene	189
87-90060	Vacuum Pump - 1.5 CFM - 120V (2-Stage)	201
87-928-16HV	Tape Measure - 16 ft. x 1 in. wide (High Visibility)	243
87-931-9RE	Level - Rare Earth Magnet Torpedo Level (9 in. long)	242
87-98002BT	Beverage Tool	228
87-A-11	Tip - Air/Acetylene (Twister A-11)	194
87-A-3	Tip - Air/Acetylene (Twister A-3)	194
87-A-5	Tip - Air/Acetylene (Twister A-5)	194
87-A-8	Tip - Air/Acetylene (Twister A-8)	194
87-A116-3	Plastic-Handle Cabinet-Tip Screwdriver - Pocket-Clip	224
87-A130-3	Plastic-Handle Cabinet-Tip Screwdriver - Pocket-Clip	224
87-A216-6	Plastic-Handle Cabinet-Tip Screwdriver - Round-Shank	224
87-A3166	Plastic-Handle Cabinet-Tip Screwdriver - Round-Shank	224
87-AB3-3PK	Anti-Blowback Valve - 1/4 in. SAE Male x 1/4 in. SAE Female	
87-AD87	Adapter - 1/2-20 UNF Female x 1/4 SAE Male	
87-AM50	Air Velocity/Temperature Meter	210
87-BD122	Plastic-Handle Profilated Phillips-Tip Screwdriver - Rnd-Shnk	224
87-BD144	Plastic-Handle Keystone-Tip Screwdriver - Round-Shank	224
87-BD286	Plastic-Handle Keystone-Tip Screwdriver - Square-Shank	224
87-BG1	Blow Gun	200
87-BLK12	L-Style Hex-Key Caddy Set (Ball Ends)	222
87-BV3-3PK	Ball Valve - 1/4 in. SAE (Male x Female) - Pack of 3	
87-CA550	Cutting Attachment - Oxy/Acetylene	196
87-CC220	Charging Scales - Non-Programmable	202
87-CC800A	Charging Scales - Programmable	202
87-CR400	Refrigerant Recovery System	202
87-CR500	Refrigerant Recovery System	202
87-CR700	Refrigerant Recovery System	202
87-CRX400T	Refrigerant Recovery Cylinder - 400 psi (50 lbs)	135
87-CRX400TS	Refrigerant Recovery Cylinder - 400 psi (50 lbs) w/Float Switch	135
87-D2000-48	Diagonal-Cutting Pliers - High Leverage - Angle Hd - Hvy-Dty	220
87-D2000-9NE	Side-Cutting Pliers - High-Leverage - Heavy-Duty	219
87-D202-6	Diagonal-Cutting Pliers - Tapered Nose - Heavy-Duty	220
87-D203-6	Needle-Nose Pliers - Side-Cutting	220
87-D203-7	Needle-Nose Pliers - Side-Cutting	220
87-D203-8-INS	Insulated Needle-Nose Pliers - Side-Cutting - Hvy-Dty	221
87-D203-8N	Needle-Nose Pliers - Side-Cutting/Wire Stripping - Hvy-Dty	221
87-D203-8NCR	Needle-Nose Pliers - Side-Cutting/Stripping/Crimping - Hvy-Dty	221
87-D213-8NE	Side-Cutting Pliers - High-Leverage	219
87-D213-9NE	Side-Cutting Pliers - High-Leverage	219
87-D213-9NE-CR	Side-Cutting Pliers - High-Leverage/Connector Crimping	219
87-D220-7	Diagonal-Cutting Pliers - Tapered Nose	220
87-D228-7	Diagonal-Cutting Pliers - High-Leverage	219
87-D248-8	Diagonal-Cutting Pliers - High-Leverage - Angled Head	220
87-D275-5	Lightweight Flush Cutting Pliers	230
87-D314-8	Needle-Nose Pliers - Long Reach	220
87-D321-41/2C	Needle-Nose Pliers - Midget Slim-Nose	220
87-D500-18	Adjustable Wrench - Standard Capacity	218
87-D502-10	Channel-Lock Pliers	218
87-D502-12	Channel-Lock Pliers	218
87-D502-6	Channel-Lock Pliers	218
87-D507-10	Adjustable Wrench - Extra Capacity	218
87-D507-12	Adjustable Wrench - Extra Capacity	218

PART NO	DESCRIPTION	PAGE
87-D507-6	Adjustable Wrench - Extra Capacity	218
87-D507-8	Adjustable Wrench - Extra Capacity	218
87-D511-6	Slip-Joint Pliers	218
87-D514-8	Slip-Joint Pliers - Hose Clamp	218
87-D550	Soldering Gun - Professional (260W)	
87-FCTMC5	Sheet Metal Crimper - 5-Blade	234
87-FCTMC5S	Sheet Metal Crimper - 5-Blade	235
87-FCTMD1	Duct Stretcher - Offset	235
87-FCTMF1	Sheet Metal Folding Tool - 12 in. Flat	235
87-FCTMF2	Sheet Metal Folding Tool - 18 in. Flat	235
87-FCTML1	Snap Lock Punch	235
87-FCTMN1	Sheet Metal Notcher	234
87-FCTMP1	Pipe Duct Cutter - Double Cut	235
87-FCTMS1	Sheet Metal Seamer - Straight	234
87-FCTMS2	Sheet Metal Seamer - Offset	234
87-FCTMS6	Sheet Metal Seamer - Straight	234
87-FCTMX1	Duct Slitter	235
87-FL34	Flint Lighter	200
87-FL3437	Flint Lighter w/5 Spare Flints	200
87-FP-2	Fuse Puller (13/32 in. to 13/16 in.)	89
87-FP-3	Fuse Puller (1 in. to 1-3/4 in.)	89
87-FS275	Flaring and Swaging Tool Set	236
87-FT195	Flaring Tool	236
87-FT800FN	Flaring Tool	236
87-G15-D	Gauge - Acetylene (30 psig)	197
87-G19-D	Gauge - Acetylene (400 psig)	197
87-G49-D	Gauge - Oxygen (100 psig)	197
87-G56-D	Gauge - Oxygen (4,000 psig)	197
87-G7SD	Gauge (4,000 psig)	197
87-G8D	Gauge (600 psig)	197
87-H12	Hose - Acetylene - 12-1/2 ft.	197
87-H32A	Hose Set - Oxy/Acetylene - 12-1/2 ft.	198
87-HP5	Refrigerant Hose Set - 5 ft. (Standard Fittings)	206
87-HP5A	Refrigerant Hose Set - 5 ft. (Anti-Blowback Fittings)	206
87-HP5BA	Refrigerant Hose - Blue 5 ft. (Anti-Blowback Fittings)	206
87-HP5RA	Refrigerant Hose - Red 5 ft. (Anti-Blowback Fittings)	206
87-HP5YA	Refrigerant Hose - Yellow 5 ft. (Anti-Blowback Fittings)	206
87-HP6L	Refrigerant Hose Set - 6 ft. (Standard Fittings w/Ball Valves)	206
87-HS3A	Refrigerant Hose Set - 3 ft. (Anti-Blowback Fittings)	206
87-HS3E	Refrigerant Hose Set - 3 ft. (Standard Fittings w/Ball Valves)	206
87-HS4	Refrigerant Hose Set - 4 ft. (Standard Fittings)	206
87-HT1BE	Refrigerant Hose Extension w/Ball Valve - Blue	206
87-HT1E	Refrigerant Hose Extension Set w/Ball Valve	206
87-HT1RE	Refrigerant Hose Extension w/Ball Valve - Red	206
87-HT1YE	Refrigerant Hose Extension w/Ball Valve - Yellow	206
87-HXG	Replacement Hose Gasket (Box of 10)	206
87-J2000-28	Diagonal-Cutting Pliers - Hgh-Lvrg - Hvy-Dty (Journeyman)	219
87-J2000-48	Diagonal-Cutting Pliers - Hgh-Lvrg - Angl Hd - Hvy-Dty (Jrnymn)	220
87-J2000-9NE	Side-Cutting Pliers - Hgh-Lvrg - Hvy-Dty (Journeyman)	219
87-J203-6	Needle-Nose Pliers - Side-Cutting (Journeyman)	221
87-J502-10	Channel-Lock Pliers (Journeyman)	218
87-K1412	Wire Stripper/Cutter - NM Cable	228
87-K16	Phillips-Tip Screw-Holding Screwdriver	224
87-K22C	Welding/Brazing Outfit - Cap'n Hook	188
87-K23	Welding/Brazing Outfit	188
87-K23C	Welding/Brazing Outfit	188



PART NO	DESCRIPTION	PAGE
87-K23P	Welding/Brazing Outfit	188
87-K38	Slotted Screw-Holding Screwdriver	224
87-K7	7-Piece Plastic-Handle Nut Driver Set - 3 in. shank	226
87-KL71-4	Welding/Brazing/Cutting Outfit	188
87-KLC100P	Welding/Brazing/Cutting Outfit	188
87-LLK12	L-Style Hex-Key Caddy Set (Square-Cut)	222
87-LS780B	Electronic Leak Detector (Leak-Seeker)	207
87-LS790B	Electronic Leak Detector (Leak-Seeker)	207
87-LSXS	Replacement Sensor for 87-LS780B and 87-LS790B	209
87-LSXS3	Replacement Sensor for 87-LS3000 & LS3000B	209
87-M0016	Caulking Gun - Cradle - 11 oz.	243
87-M0017	Caulking Gun - Skeleton - 11 oz.	243
87-M1200	Snips - Replaceable Blade - 12 in.	233
87-M1200R	Replacement Blades for 87-M1200 (M1200)	233
87-M4XHA	4-Way Hose Anchor Bracket	
87-M6C	Manifold - Brass 2-Way - R-12/R-22/R-502	204
87-M6CS3	Manifold - Brass 2-Way - R-12/R-22/R-502	204
87-M6CS5	Manifold - Brass 2-Way - R-12/R-22/R-502	204
87-M6D	Manifold - Brass 2-Way - R-22/R-134a/R-404A	204
87-MBD	Manifold - Aluminum 2-Way - R-22/R-134a/R-404A	203
87-MBHP5	Manifold - Aluminum 2-Way - R-22/R-404A/R-410A	203
87-MBHP5E	Manifold - Aluminum 2-Way - R-22/R-404A/R-410A	203
87-MTW#2	Tip - Welding (Micro 6000)	194
87-MV2D2	Manifold - Aluminum 2-Way - R-22/R-134a/R-404A	203
87-P107D	Tinner Snips - Circular - 10 in.	233
87-P107S	Tinner Snips - Straight - 10 in.	232
87-P127D	Tinner Snips - Circular - 12 in.	233
87-P127S	Tinner Snips - Straight - 12 in.	232
87-P147C	Tinner Snips - Combination - 14 in.	232
87-P167B	Tinner Snips - Bulldog - 16 in.	233
87-P6300	Snips - Cable Cutter	233
87-P6510L	Aviation Snips - Offset - Left	231
87-P6510R	Aviation Snips - Offset - Right	231
87-P6510S	Aviation Snips - Offset - Straight	231
87-P657N	Needle Nose Snips	233
87-P6716A	Aviation Snips - Straight (Long Cut)	232
87-P6716B	Snips - Bulldog/Notch	233
87-P6716L	Aviation Snips - Left	231
87-P6716R	Aviation Snips - Right	231
87-P6716S	Aviation Snips - Straight	231
87-P6900L	Aviation Snips - Upright - Left	232
87-P6900R	Aviation Snips - Upright - Right	232
87-P77D	Tinner Snips - Circular - 7 in.	232
87-P77S	Tinner Snips - Straight - 7 in.	232
87-R1563	Regulator - Nitrogen/CO2/Air	196
87-RB	Regulator - Acetylene	196
87-RGCH	Gauge - High - R-12/R-22/R-502	205
87-RGCL	Gauge - Low - R-12/R-22/R-502	205
87-RGRH	Gauge - High - R-410A (Glycerin Filled)	205
87-RHP400	Regulator - Nitrogen/CO2	196
87-RHP500	Regulator - Nitrogen/CO2	196
87-RMC2	Regulator - Acetylene	196
87-RO	Regulator - Oxygen	196
87-RP3T5	Hand Torch Kit - Propane/MAPP	191
87-RP3T6	Hand Torch Kit - Propane/MAPP - Self-Igniting	191
87-S10-5/16	Plastic-Handle Nut Driver - 3 in. shank	226

PART NO	DESCRIPTION	PAGE
87-S1018M	Plastic-Handle Long Nut Driver - 18 in. shank	226
87-S106-5/16	Plastic-Handle Nut Driver - 6 in. shank	226
87-S106M-5/16	Plastic-Handle Magnetic Nut Driver - 6 in. shank	226
87-S10M-5/16	Plastic-Handle Magnetic Nut Driver - 3 in. shank	226
87-S11-11/32	Plastic-Handle Nut Driver - 3 in. shank	226
87-S116-11/32	Plastic-Handle Nut Driver - 6 in. shank	226
87-S12-3/8	Plastic-Handle Nut Driver - 3 in. shank	226
87-S126-3/8	Plastic-Handle Nut Driver - 6 in. shank	226
87-S14-7/16	Plastic-Handle Nut Driver - 3 in. shank	226
87-S8-1/4	Plastic-Handle Nut Driver - 3 in. shank	226
87-S818M	Plastic-Handle Long Nut Driver - 18 in. shank	226
87-S86-1/4	Plastic-Handle Nut Driver - 6 in. shank	226
87-S86M-1/4	Plastic-Handle Magnetic Nut Driver - 6 in. shank	226
87-S8M-1/4	Plastic-Handle Magnetic Nut Driver - 3 in. shank	226
87-SP23L	Soldering Iron (25W)	200
87-SP40L	Soldering Iron (40W)	200
87-SS10-5/16	Plastic-Handle Stubby Nut Driver - 1-1/4 in. shank	226
87-SS12-3/8	Plastic-Handle Stubby Nut Driver - 1-1/4 in. shank	226
87-SS8-1/4	Plastic-Handle Stubby Nut Driver - 1-1/4 in. shank	226
87-SSP6716L	Aviation Snips - Offset - Left (Special Hardness)	231
87-SSP6716R	Aviation Snips - Offset - Right (Special Hardness)	231
87-TB04	Tube Bender - 1/4 in.	240
87-TB06	Tube Bender - 3/8 in.	240
87-TB08	Tube Bender - 1/2 in.	240
87-TB10	Tube Bender - 5/8 in.	240
87-TB12	Tube Bender - 3/4 in.	240
87-TB368	Tube Bender - 1/4 in., 5/16 in., 3/8 in.	240
87-TC127	Tube Cutter - Mini	238
87-TC174	Tube Cutter - Medium	238
87-TC274	Tube Cutter - Premium	238
87-TC312	Tube Cutter - Heavy Duty	238
87-TCSET	Tube Cutter Set - Includes 87-TC127 & 87-TC274	238
87-TCVA	Check Valves [A-LH (3/8-24) and A-RH (3/8-24)]	195
87-TH6	Torch Handle - Air/Acetylene	195
87-TLDKRH	Duct Knife - 6 in. Blade (Dual Edge)	241
87-TLFC1	Fin Comb Straightening Tool	217
87-TLFC6	Fin Comb Straightening Tool	217
87-TLMIR1	Inspection Mirror	216
87-TLMIR2	Inspection Mirror	216
87-TLMIR3	Inspection Mirror	216
87-TLMIR4	Inspection Mirror	216
87-TLPO	Tube Pinch-Off Pliers	238
87-TLPP	Tube Piercing Pliers - 1/4 in.	238
87-TLRM	Reamer Tool - 3/16 in. to 1-3/8 in.	239
87-TLSD1	Auto-Loading Screwdriver	225
87-TLSWL	Refrigeration Service Wrench - Ratcheting	217
87-TLSW0	Refrigeration Service Wrench - Offset Ratcheting	217
87-TLSWS	Refrigeration Service Wrench - Ratcheting	217
87-TM50	Digital Thermometer (Temp-Seeker)	215
87-TMAP	Pocket Thermometer - Analog	214
87-TMDP	Pocket Thermometer - Digital	215
87-TMINI12	Infrared Thermometer (Temp-Seeker)	214
87-TMX2C	Temperature Probe	213
87-TMX2P	Puncture Probe	13
87-TMX2S	Temperature Probe - Velcro	213
87-TYPE17-30	Rosebud Heating Tip 17#30 (7 in)	194



PART NO	DESCRIPTION	PAGE
87-TYPE17#0	Tip - Welding/Brazing (Type17#0)	194
87-TYPE17#15	Rosebud Heating Tip 17#15 (7 in)	194
87-TYPE17#2	Tip - Welding/Brazing (Type17#2)	194
87-TYPE17#3	Tip - Welding/Brazing (Type17#3)	194
87-TYPE17#4	Tip - Welding/Brazing (Type17#4)	194
87-VG100A	Vacuum Gauge - LED	201
87-VG200	Vacuum Gauge - Digital	201
8945-24	Spray Wand - 24 in. long - 90°	246
8945-48	Spray Wand - 48 in. long - 90°	246
8945-60	Spray Wand - 60 in. long - 90°	246
90066-2V-110	Vacuum Pump - 2-Stage - 6 CFM, 1/3 hp	201
90070-2V-110	Vacuum Pump - 2-Stage - 10 CFM, 1/2 hp	201
90263-R	Refrigerant Hose Extension w/Ball Valve - Blue	207
90264-R	Refrigerant Hose Extension w/Ball Valve - Yellow	207
90265-R	Refrigerant Hose Extension w/Ball Valve - Red	207
930-25	Tape Measure - 25 ft. x 1 in. wide (Double-Sided)	243
99661-A	Manifold - Digital 2-Way	204
A224	Motor Shaft Adapter (1/2 in. to 5/8 in.)	53
AB111	Safety Glasses - Kirova Black/Clear	154
AB111AR	Safety Glasses - Kirova Anti-Reflective	154
AB112	Safety Glasses - Kirova Black/yellow	154
AC11810	Tubing Insulation - 1-1/8 in. I.D. x 1 in. Wall x 6 ft.	157
AC11810SSPT	Tubing Insulation w/Protape - 1-1/8 in. I.D. x 1 in. Wall x 6 ft.	158
AC118112	Tubing Insulation - 1-1/8 in. I.D. x 1-1/2 in. Wall x 6 ft.	157
AC11812	Tubing Insulation - 1-1/8 in. I.D. x 1/2 in. Wall x 6 ft.	157
AC11812SSPT	Tubing Insulation w/Protape - 1-1/8 in. I.D. x 1/2 in. Wall x 6 ft.	158
AC11834	Tubing Insulation - 1-1/8 in. I.D. x 3/4 in. Wall x 6 ft.	157
AC11834SSPT	Tubing Insulation w/Protape - 1-1/8 in. I.D. x 3/4 in. Wall x 6 ft.	158
AC11838	Tubing Insulation - 1-1/8 in. I.D. x 3/8 in. Wall x 6 ft.	156
AC11838SSPT	Tubing Insulation w/Protape - 1-1/8 in. I.D. x 3/8 in. Wall x 6 ft.	158
AC1210	Tubing Insulation - 1/2 in. I.D. x 1 in. Wall x 6 ft.	157
AC1212	Tubing Insulation - 1/2 in. I.D. x 1/2 in. Wall x 6 ft.	157
AC1212SSPT	Tubing Insulation w/Protape - 1/2 in. I.D. x 1/2 in. Wall x 6 ft.	158
AC1234	Tubing Insulation - 1/2 in. I.D. x 3/4 in. Wall x 6 ft.	157
AC1234SSPT	Tubing Insulation w/Protape - 1/2 in. I.D. x 3/4 in. Wall x 6 ft.	158
AC1238	Tubing Insulation - 1/2 in. I.D. x 3/8 in. Wall x 6 ft.	156
AC1238SSPT	Tubing Insulation w/Protape - 1/2 in. I.D. x 3/8 in. Wall x 6 ft.	158
AC13810	Tubing Insulation - 1-3/8 in. I.D. x 1 in. Wall x 6 ft.	157
AC13810SSPT	Tubing Insulation w/Protape - 1-3/8 in. I.D. x 1 in. Wall x 6 ft.	158
AC13812	Tubing Insulation - 1-3/8 in. I.D. x 1/2 in. Wall x 6 ft.	157
AC13812SSPT	Tubing Insulation w/Protape - 1-3/8 in. I.D. x 1/2 in. Wall x 6 ft.	158
AC13834	Tubing Insulation - 1-3/8 in. I.D. x 3/4 in. Wall x 6 ft.	157
AC13834SSPT	Tubing Insulation w/Protape - 1-3/8 in. I.D. x 3/4 in. Wall x 6 ft.	158
AC13838	Tubing Insulation - 1-3/8 in. I.D. x 3/8 in. Wall x 6 ft.	156
AC13838SSPT	Tubing Insulation w/Protape - 1-3/8 in. I.D. x 3/8 in. Wall x 6 ft.	158
AC1412	Tubing Insulation - 1/4 in. I.D. x 1/2 in. Wall x 6 ft.	157
AC1438	Tubing Insulation - 1/4 in. I.D. x 3/8 in. Wall x 6 ft.	156
AC15810	Tubing Insulation - 1-5/8 in. I.D. x 1 in. Wall x 6 ft.	157
AC15810SSPT	Tubing Insulation w/Protape - 1-5/8 in. I.D. x 1 in. Wall x 6 ft.	158
AC15812	Tubing Insulation - 1-5/8 in. I.D. x 1/2 in. Wall x 6 ft.	157
AC15812SSPT	Tubing Insulation w/Protape - 1-5/8 in. I.D. x 1/2 in. Wall x 6 ft.	158
AC15834	Tubing Insulation - 1-5/8 in. I.D. x 3/4 in. Wall x 6 ft.	157
AC15834SSPT	Tubing Insulation w/Protape - 1-5/8 in. I.D. x 3/4 in. Wall x 6 ft.	158
AC15838	Tubing Insulation - 1-5/8 in. I.D. x 3/8 in. Wall x 6 ft.	156
AC15838SSPT	Tubing Insulation w/Protape - 1-5/8 in. I.D. x 3/8 in. Wall x 6 ft.	158
AC17812SSPT	Tubing Insulation w/Protape - 1-7/8 in. I.D. x 1/2 in. Wall x 6 ft.	158

PART NO	DESCRIPTION	PAGE
AC21810	Tubing Insulation - 2-1/8 in. I.D. x 1 in. Wall x 6 ft.	157
AC21812	Tubing Insulation - 2-1/8 in. I.D. x 1/2 in. Wall x 6 ft.	157
AC21834	Tubing Insulation - 2-1/8 in. I.D. x 3/4 in. Wall Thickness x 6 ft.	157
AC21838	Tubing Insulation - 2-1/8 in. I.D. x 3/8 in. Wall x 6 ft.	156
AC21838SSPT	Tubing Insulation w/Protape - 2-1/8 in. I.D. x 3/8 in. Wall x 6 ft.	158
AC23810	Tubing Insulation - 2-3/8 in. I.D. x 1 in. Wall x 6 ft.	157
AC23810SSPT	Tubing Insulation w/Protape - 2-3/8 in. I.D. x 1 in. Wall x 6 ft.	158
AC23812	Tubing Insulation - 2-3/8 in. I.D. x 1/2 in. Wall x 6 ft.	157
AC23812SSPT	Tubing Insulation w/Protape - 2-3/8 in. I.D. x 1/2 in. Wall x 6 ft.	158
AC23838	Tubing Insulation - 2-3/8 in. I.D. x 3/8 in. Wall x 6 ft.	156
AC25810	Tubing Insulation - 2-5/8 in. I.D. x 1 in. Wall x 6 ft.	157
AC25812	Tubing Insulation - 2-5/8 in. I.D. x 1/2 in. Wall x 6 ft.	157
AC25838	Tubing Insulation - 2-5/8 in. I.D. x 3/8 in. Wall x 6 ft.	156
AC25838SSPT	Tubing Insulation w/Protape - 2-5/8 in. I.D. x 3/8 in. Wall x 6 ft.	158
AC31210	Tubing Insulation - 3-1/2 in. I.D. x 1 in. Wall Thickness x 6 ft.	157
AC31210SSPT	Tubing Insulation w/Protape - 3-1/2 in. I.D. x 1 in. Wall x 6 ft.	158
AC31212SSPT	Tubing Insulation w/Protape - 3-1/2 in. I.D. x 1/2 in. Wall x 6 ft.	158
AC31812	Tubing Insulation - 3-1/8 in. I.D. x 1/2 in. Wall x 6 ft.	157
AC31838	Tubing Insulation - 3-1/8 in. I.D. x 3/8 in. Wall x 6 ft.	156
AC31838SSPT	Tubing Insulation w/Protape - 3-1/8 in. I.D. x 3/8 in. Wall x 6 ft.	158
AC3410	Tubing Insulation - 3/4 in. I.D. x 1 in. Wall x 6 ft.	157
AC3410SSPT	Tubing Insulation w/Protape - 3/4 in. I.D. x 1 in. Wall x 6 ft.	158
AC3412	Tubing Insulation - 3/4 in. I.D. x 1/2 in. Wall x 6 ft.	157
AC3412SSPT	Tubing Insulation w/Protape - 3/4 in. I.D. x 1/2 in. Wall x 6 ft.	158
AC3434	Tubing Insulation - 3/4 in. I.D. x 3/4 in. Wall x 6 ft.	157
AC3434SSPT	Tubing Insulation w/Protape - 3/4 in. I.D. x 3/4 in. Wall x 6 ft.	158
AC3438	Tubing Insulation - 3/4 in. I.D. x 3/8 in. Wall x 6 ft.	156
AC3438SSPT	Tubing Insulation w/Protape - 3/4 in. I.D. x 3/8 in. Wall x 6 ft.	158
AC35812	Tubing Insulation - 3-5/8 in. I.D. x 1/2 in. Wall x 6 ft.	157
AC3810	Tubing Insulation - 3/8 in. I.D. x 1 in. Wall x 6 ft.	157
AC3812	Tubing Insulation - 3/8 in. I.D. x 1/2 in. Wall x 6 ft.	157
AC3812SSPT	Tubing Insulation w/Protape - 3/8 in. I.D. x 1/2 in. Wall x 6 ft.	158
AC3834	Tubing Insulation - 3/8 in. I.D. x 3/4 in. Wall x 6 ft.	157
AC3834SSPT	Tubing Insulation w/Protape - 3/8 in. I.D. x 3/4 in. Wall x 6 ft.	158
AC3838	Tubing Insulation - 3/8 in. I.D. x 3/8 in. Wall x 6 ft.	156
AC41212	Tubing Insulation - 4-1/2 in. I.D. x 1/2 in. Wall x 6 ft.	157
AC51234	Tubing Insulation - 5-1/2 in. I.D. x 3/4 in. Wall x 6 ft.	157
AC5810	Tubing Insulation - 5/8 in. I.D. x 1 in. Wall x 6 ft.	157
AC5810SSPT	Tubing Insulation w/Protape - 5/8 in. I.D. x 1 in. Wall x 6 ft.	158
AC5812	Tubing Insulation - 5/8 in. I.D. x 1/2 in. Wall x 6 ft.	157
AC5812SSPT	Tubing Insulation w/Protape - 5/8 in. I.D. x 1/2 in. Wall x 6 ft.	158
AC5834	Tubing Insulation - 5/8 in. I.D. x 3/4 in. Wall x 6 ft.	157
AC5834SSPT	Tubing Insulation w/Protape - 5/8 in. I.D. x 3/4 in. Wall x 6 ft.	158
AC5838	Tubing Insulation - 5/8 in. I.D. x 3/8 in. Wall x 6 ft.	156
AC5838SSPT	Tubing Insulation w/Protape - 5/8 in. I.D. x 3/8 in. Wall x 6 ft.	158
AC7810	Tubing Insulation - 7/8 in. I.D. x 1 in. Wall x 6 ft.	157
AC7810SSPT	Tubing Insulation w/Protape - 7/8 in. I.D. x 1 in. Wall x 6 ft.	158
AC7812	Tubing Insulation - 7/8 in. I.D. x 1/2 in. Wall x 6 ft.	157
AC7812SSPT	Tubing Insulation w/Protape - 7/8 in. I.D. x 1/2 in. Wall x 6 ft.	158
AC7834	Tubing Insulation - 7/8 in. I.D. x 3/4 in. Wall Thickness x 6 ft.	157
AC7834SSPT	Tubing Insulation w/Protape - 7/8 in. I.D. x 3/4 in. Wall x 6 ft.	158
AC7838	Tubing Insulation - 7/8 in. I.D. x 3/8 in. Wall Thickness x 6 ft.	156
AC7838SSPT	Tubing Insulation w/Protape - 7/8 in. I.D. x 3/8 in. Wall x 6 ft.	158
ACGUKIT	AC Security Cage	125
ACS1043	Insulation Sheet - 4 ft. x 3 ft. x 1 in.	
ACS1243	Insulation Sheet - 4 ft. x 3 ft. x 1/2 in.	



PART NO	DESCRIPTION	PAGE
ACS1443	Insulation Sheet - 4 ft. x 3 ft. x 1/4 in.	
ACS3443	Insulation Sheet - 4 ft. x 3 ft. x 3/4 in.	
ACS3843	Insulation Sheet - 4 ft. x 3 ft. x 3/8 in.	
ACS5843	Insulation Sheet - 4 ft. x 3 ft. x 5/8 in.	
ADH-12PBTBLK	Black Adhesive for Aerocel Tubing - 1/2 pint	159
ADH-1GPBLK	Black Adhesive for Aerocel Tubing - 1 gallon	159
ADH-1PBTBLK	Black Adhesive for Aerocel Tubing - 1 pint	159
ADPL136	UV Device - Single Lamp for Air Duct Installation	35
ADPL236	UV Device - Dual Lamp for Air Duct Installation	35
AG-G26X56	Drain Pan - Secondary - Horiz Install w/Float Switch System	125
AG-G28X57	Drain Pan - Secondary - Horiz Install w/Float Switch System	125
AG-G28X69	Drain Pan - Secondary - Horiz Install w/Float Switch System	125
AG-G30X50	Drain Pan - Secondary - Horiz Install w/Float Switch System	125
AG-G30X62	Drain Pan - Secondary - Horiz Install w/Float Switch System	125
AG-GF30X36	Drain Pan - Secondary - Vert Install w/Float Switch System	125
AG-GF34X64	Drain Pan - Secondary - Horiz Install w/Float Switch System	125
AG-GF34X79	Drain Pan - Secondary - Horiz Install w/Float Switch System	125
AG-T30X62	Drain Pan - Secondary - Horiz Install w/Float Switch System	125
AG-T32X32	Drain Pan - Secondary - Vert Install w/Float Switch System	125
AOS	Add-On-Strobe Component for RTS2	29
APA151	Remote Annunciator w/Piezo/Alarm/Power LED	30
ASP-ML115	Mini-Split Condensate Pump	120
ASP-MLS115	Mini-Split Condensate Pump	120
ASP-MO115	Condensate Pump Kit - Mini Orange - 120V	120
B501	Base for Special Applications	29
BV-5	BucketVac (Includes Head, Accessories and Bucket)	247
BV-5-11	BucketVac Replacement Hose	248
BV-5-19	BucketVac Floor Tool	248
BV-5-20	BucketVac Crevice Tool	248
BV-5-24	BucketVac Round Brush Tool	248
BV-5-BUCKET	BucketVac Bucket - 5 gallon	248
BV-5-HD	BucketVac (Includes Head and Accessories)	247
BV-5-STDFLTR-6PK	BucketVac Replacement Filter (Pack of 6)	248
BV-EXTWAND-3PK	BucketVac Extension Wand (Pack of 3)	248
BVE-012	Ball Valve	75
BVE-014	Ball Valve	75
BVE-038	Ball Valve	75
BVE-058	Ball Valve	75
BVE-078	Ball Valve	75
BVE-118	Ball Valve	75
BVE-138	Ball Valve	75
BVE-158	Ball Valve	75
BVS-012	Ball Valve	75
BVS-014	Ball Valve	75
BVS-038	Ball Valve	75
BVS-058	Ball Valve	75
BVS-078	Ball Valve	75
BVS-118	Ball Valve	75
BVS-138	Ball Valve	75
BVS-158	Ball Valve	75
C-164	Liquid Line Filter Drier (Uni-directional)	66
C7089R1013	Remote Outdoor Sensor	19
C7089U1006	Remote Outdoor Sensor	19
C7189U1005	Remote Indoor Sensor	19
CEXT-9	FloodStop Control Extension Wire - 9 ft.	260
CH-404L	Tube Bender Kit - Ratchet Style	240

PART NO	DESCRIPTION	PAGE
CJ-95	CoilJet Portable Coil Cleaning System	246
CJ-9619	Foaming Nozzle Assembly	246
CJ-9657	Extension Lance Assembly - 36 in.	246
CJ-9658	Extension Lance Assembly - 48 in.	246
CJ-9659	Extension Lance Assembly - 60 in.	246
CJ-9689	Battery for CJ-95 for CoilJet	247
CJ-9693	Battery Charger for CJ-95 CoilJet	247
CJ-QDN-0003R	Quick Disconnect Nozzle for CJ-95 - Pinpoint	246
CJ-QDN-1503Y	Quick Disconnect Nozzle for CJ-95 - 15°	246
CJ-QDN-45	Quick Disconnect Adapter for CJ-95 - 45°	246
CJ-QDN-90	Quick Disconnect Adapter for CJ-95 90°	246
CJ-WWSS	Sectional Stainless Wand - 36 in.	246
CJ-WWSS-EXT	Extension for CJ-WWSS - 16 in.	246
CJ95-KIT-SB	Charger Kit for CJ-95 (w/charger & battery)	247
CL-70	Temporary Construction Thermostat - Cooling Only - 70F	16
CN-03	Condenser Needle	245
CS-100	Sta-Clean Condensate Pan Strip (Up to 2-1/2 Ton)	173
CS-250	Sta-Clean Condensate Pan Strip (3 to 5 Ton)	173
CS-50	Sta-Clean Condensate Pan Strip (Win/Fan & Coil)	173
CSG-083-S	Sight Glass and Liquid Line Filter Drier (Uni-directional)	72
CSG-163-S	Sight Glass and Liquid Line Filter Drier (Uni-directional)	72
CSSC11-24	Gas Connector - 3/4 in. Male x 3/4 in. Male x 24 in.	129
CSSC14-24	Gas Connector - 3/4 in. Male x 1/2 in. Male x 24 in.	129
CSSC14-30	Gas Connector - 3/4 in. Male x 1/2 in. Male x 30 in.	129
CSSC14-36	Gas Connector - 3/4 in. Male x 1/2 in. Male x 36 in.	129
CSSC14-48	Gas Connector - 3/4 in. Male x 1/2 in. Male x 48 in.	129
CSSC21-24	Gas Connector - 3/4 in. Male x 3/4 in. Female x 24 in.	129
CSSC44-18	Gas Connector - 1/2 in. Male x 1/2 in. Male x 18 in.	129
CSSC44-24	Gas Connector - 1/2 in. Male x 1/2 in. Male x 24 in.	129
CSSC44-36	Gas Connector - 1/2 in. Male x 1/2 in. Male x 36 in.	129
CSSC4K-24	Gas Connector - 1/2 in. Male x 1/2 in. Female x 24 in.	129
CSSC54-12	Gas Connector - 1/2 in. Male x 1/2 in. Female x 12 in.	129
CSSC54-18	Gas Connector - 1/2 in. Male x 1/2 in. Female x 18 in.	129
CSSC54-24	Gas Connector - 1/2 in. Male x 1/2 in. Female x 24 in.	129
CSSC54-36	Gas Connector - 1/2 in. Male x 1/2 in. Female x 36 in.	129
CSSC54-48	Gas Connector - 1/2 in. Male x 1/2 in. Female x 48 in.	129
CSSD4K-36	Gas Connector - 1/2 in. Male x 1/2 in. Female x 36 in.	128
CSSD54-36	Gas Connector - 1/2 in. Male x 1/2 in. Female x 36 in.	129
D12812025	ProGlo Neon Work Light - Orange (16/3 SJTW)	95
D12923025	Work Light - 25 ft. (ProGlo Orange 12/3 SJTW)	94
D12925025	Work Light - 25 ft. (ProGlo Blue 12/3 SJTW)	94
D4120	Duct Smoke Detector - Photoelectric, 4-Wire	28
D4120W	Duct Smoke Detector - Photoelectric NEMA4, 4-Wire	28
D4P120	Power Board Only - Photoelectric, 4-Wire	28
D4S	Sensor Only - Photoelectric, 4-Wire	28
D75	Wholehouse Dehumidifier - 75 Pint	38
D95	Wholehouse Dehumidifier - 95 Pint	38
DFF450W-0-8	Pocket Thermometer - Digital	215
DM120-0-3	Panel Thermometer - Digital (Round)	215
DPP400W-0-8	Pocket Thermometer - Digital	214
DS1420	Duct Saddle - (Accommodates 14 in. - 20 in. Duct)	115
DS456	Duct Saddle - (Accommodates 4 in. - 6 in. Duct)	115
DS712	Duct Saddle - (Accommodates 7 in. - 12 in. Duct)	115
DS712SLING	Duct Sling - (Accommodates 7 in. - 12 in. Duct)	116
DS712V	Duct Saddle V - (Accommodates 7 in. - 12 in. Duct)	115
DST1	Sampling Tube - Duct Widths up to 1 ft. (For Innovair Flex)	29



PART NO	DESCRIPTION	PAGE
DST1.5	Sampling Tube - Duct Widths 1 to 2 ft. (For Innovair Flex)	29
DST10	Sampling Tube - Duct Widths 8 to 12 ft. (For Innovair Flex)	29
DST3	Sampling Tube - Duct Widths 2 to 4 ft. (For Innovair Flex)	29
DST5	Sampling Tube - Duct Widths 4 to 8 ft. (For Innovair Flex)	29
DT300-0-8	Pocket Thermometer - Digital	214
DZ111	Safety Glasses - Zorge Clear	154
DZ111-2.0	Safety Glasses - Zorge Magnifer- Black/Clear Lens	154
DZ111AR	Safety Glasses - Zorge Black/Anti-Reflective	154
DZ112	Safety Glasses - Zorge Yellow	154
DZ116	Safety Glasses - Zorge Smoke	154
EMF-1	Flashlight - Extendable Magnetic	244
EZT-107	Cross Trap Kit - 3/4 in. Side Entry	122
EZT-113	Cross Trap Kit - 3/4 in. Economy	122
EZT-113B	Cross Trap Kit - 3/4 in. Economy w/Brush	122
EZT-119	Cross Trap Kit - 1 in. Standard	122
EZT-150	UltraTrap Waterless Trap Kit	123
EZT-205	Deep Cross Trap Kit - 3/4 in. w/Float Switch	123
EZT-207	Cross Trap Kit - 3/4 in. Switched Side Entry	123
EZT-210	Cross Trap Kit - 3/4 in. Standard w/Float Switch	123
EZT-211	Cross Trap Kit - 3/4 in. Standard w/Float Switch)	124
EZT-219	Cross Trap Kit - 1 in. w/Float Switch	124
EZT-224	Condensate Overflow Safety Switch - Auxiliary Mount	121
EZT-225	Condensate Overflow Safety Switch - Main or Auxiliary Mount	121
EZT-226	Condensate Overflow Safety Switch - Auxiliary Mount	122
EZT-228	Condensate Overflow Safety Switch - Visual Indicator	122
EZT-250	UltraTrap Switched Waterless Trap Kit - Pos.	124
EZT-406	Flexible Cleaning Brush	123
EZT-414	Clean-Out Cross - 3/4 in. w/2 Caps	123
EZT-626	Combo Pack (EZT-113 & EZT-226)	124
F1451328	Remote Indoor Sensor	18
F1451378	Remote Outdoor Sensor	18
F29-0143	Thermostat Guard	18
F29-0222	Thermostat Guard	18
F61-2252	Wall Plate	17
F61-2300	Wall Plate	17
F61-2301	Adapter Plate (W/R Low Voltage Stat)	17
F61-2500	Wall Plate	17
F61-2510	Wall Plate	17
F61-2550	Wall Plate	17
F61-2600	Wall Plate	17
F61-2634	Wall Plate	18
FC100A1003	Media Air Filter - 16 x 20	34
FC100A1011	Media Air Filter - 20 x 20	34
FC100A1029	Media Air Filter - 16 x 25	34
FC100A1037	Media Air Filter - 20 x 25	34
FS1/4C	Ball Valve Unit - 1/4 in. Compression Fitting	260
FS125NPT	Ball Valve Unit - 1-1/4 in. NPT	260
FS125NPTW	FloodStop Wireless Whole House Leak Detection System	259
FS1NPT	Ball Valve Unit - 1 in. NPT (Water Heaters/Main Water Lines)	260
FS1NPTW	FloodStop Wireless Whole House Leak Detection System	259
FS3/4C	Ball Valve Unit - 3/4 Compression Fitting	260
FS3/8C	Ball Valve Unit - 3/8 in. Compression Fitting	260
FS3/8CD	Ball Valve Unit - Dual 3/8 in. Compression Fitting	260
H8908ASPST	Humidistat	21
H8908DSPST	Dehumidistat	21
HC22E1003	HE225 Humidifier Pad w/AgION Coating	37
HC26E1004	HE265/HE365 Humidifier Pad w/AgION Coating	37

PART NO	DESCRIPTION	PAGE
IH-2105	Tutco Heater DHB21291-5-1P	116
IH-2110-1	Tutco Heater DHB21294-10-1P	116
IH-2110-2	Tutco Heater DHB21295-10-1P	116
IH-2115-1	Tutco Heater DHB21296-15-1P	116
IH-2115-2	Tutco Heater DHB21297-15-1P	116
IH-2120	Tutco Heater DHB21298-20-1P	116
IH-2305	Tutco Heater DHB21292-5-3P	116
IH-2310	Tutco Heater DHB21299-10-3P	116
IH-2315	Tutco Heater DHB21301-15-3P	116
IH-2320	Tutco Heater DHB21303-20-3P	116
IH-4305	Tutco Heater DHB21293-5-3P	116
IH-4310	Tutco Heater DHB21300-10-3P	116
IH-4315	Tutco Heater DHB21302-15-3P	116
IH-4320	Tutco Heater DHB21304-20-3P	116
LS3000B	Electronic Leak Detector (Eliminator)	208
MAU2-10-12S	Adapter - 3/4 Male NPT x 5/8 in. Male Flare	129
MAU2-10-8S	Adapter - 1/2 Male NPT x 5/8 in. Male Flare	129
MCB1013	Merchant Coupling (1/2 in.)	132
MCB1014	Merchant Coupling (3/4 in.)	132
MG-LC	Mean Green Adhesive Cylinder (40 lbs.)	160
MG-SC	Mean Green Adhesive Cylinder (15 lbs.)	160
MHW	Mini-Horn - White	30
MSR-100R/R	Remote Accessory - Controller - Red	27
NG-R22-10PK	Novent 1/4 in. Cap for R-22 - Green (Pack of 10)	77
NG-R22-2PK	Novent 1/4 in. Cap for R-22 - Green (Pack of 2)	77
NG-R22-50PK	Novent 1/4 in. Cap for R-22 - Green (Pack of 50)	77
NG-R22-SDT	Novent Screwdriver Key for R-22 and Universal Cap	77
NG-R410-SDT	Novent Screwdriver Key for R-410A and R-410A Euro Cap	77
NP-R410-10PK	Novent 1/4 in. Cap for R-40A - Pink (Pack of 10)	77
NP-R410-2PK	Novent 1/4 in. Cap for R-410A - Pink (Pack of 2)	77
NP-R410-50PK	Novent 1/4 in. Cap for R-410A - Pink (Pack of 50)	77
NPE-R410-10PK	Novent 5/16 in. EuroCap for R-410A - Pink (Pack of 10)	77
NS-UNI-10PK	Novent 1/4 in. Universal Cap - Silver (Pack of 10)	77
NS-UNI-2PK	Novent 1/4 in. Universal Cap - Silver (Pack of 2)	77
NS-UNI-50PK	Novent 1/4 in. Universal Cap - Silver (Pack of 50)	77
NV-MULTIKEY	Multi Key (Fits All Novent Caps)	77
PA4065-9-5C	Accumulator	73
PCOGRID Ti02	PCO Grid for ADPL Series	36
PD362212	Nipple - Black Pipe (1/2 in. x 4 in. long)	129
PD362236	Cut Black Pipe - (1/2 in. x 36 in. long)	130
PD362243	Nipple - Black Pipe (3/4 in. x 2 in. long)	130
PD362250	Nipple - Black Pipe (3/4 in. x 5-1/2 in. long)	130
PD362281	Nipple - Black Pipe (1 in. x 4 in. long)	130
PD362311	Nipple - Black Pipe (1-1/4 in. x 2 in. long)	131
PD362380	Nipple - Black Pipe (2 in. x 3 in. long)	131
PD362410	Cut Black Pipe - (2 in. x 24 in. long)	131
PD411060	Pro1 IAQ T701 Non-Prog Thermostat (GE/HP: 1H/1C)	9
PD411061	Pro1 IAQ T705 ProgThermostat (GE/HP: 1H/1C)	9
PD411062	Pro1 IAQ T715 Prog Thermostat (GE: 2H/2C)	9
PD411063	Pro1 IAQ T721 Non-Prog Thermostat (HP: 2H/1C)	9
PD411064	Pro1 IAQ T805 ProgThermostat (GE/HP: 1H/1C)	8
PD411065	Pro1 IAQ T855 Prog Thermostat (GE: 2H/2C, HP: 3H/2C)	8
PD411066	Pro1 IAQ T905 Touchscreen Thermostat (GE/HP: 1H/1C)	8
PD411067	Pro1 IAQ T925 Touchscreen Thermostat (HP: 3H/2C)	8
PD411072	Pro1 IAQ T771 Non-Programmable Thermostat (GE: 1H or 1C)	9
PD411073	Pro1 IAQ T119 Wall Plate	17
PD411085	Pro1 IAQ T755 Prog Thermostat (GE: 2H/2C, HP: 3H/2C)	9



PART NO	DESCRIPTION	PAGE
PD411087	Pro1 IAQ T725 Prog Thermostat (HP: 2H/1C)	9
PD411088	Pro1 IAQ T801 Non-Prog Thermostat (GE/HP: 1H/1C)	9
PD411089	Pro1 IAQ T755H Prog Thermostat (GE: 2H/2C, HP: 3H/2C)	9
PD411090	Pro1 IAQ T955 Touchscreen Thermostat (GE: 2H/2C, HP: 3H/2C)	8
PD411092	Pro1 IAQ T601 Non-Prog Thermostat (GE/HP: 1H/1C)	10
PD411093	Pro1 IAQ T955WH Touchscreen Thermostat (GE: 2H/2C, HP: 3H/2C)	8
PD411094	Pro1 IAQ T601-2 Non-Prog Thermostat (GE/HP: 1H/1C)	10
PD411095	Pro1 IAQ T605-2 Prog Thermostat (GE/HP: 1H/1C)	9
PD411096	Pro1 IAQ T621-2 Non-Prog Thermostat (HP: 2H/1C)	10
PD455006	Liquid-Tight Conduit Fitting - 1/2 in. 90°	87
PD455007	Liquid-Tight Conduit Fitting - 3/4 in. Straight	86
PD455008	Liquid-Tight Conduit Fitting - 3/4 in. 90°	87
PD455009	Liquid-Tight Flexible Non-Metallic Conduit (1 in. x 100 ft.)	86
PD455151	Hose Clamps - B6H - clamp range 3/8 in x 7/8 in.	124
PD510009	TECMate Pro ECM Motor Tester	50
PD523002	Clear Cleaner - 16 oz.	166
PD595009	Oil Nozzle - All Purpose (0.85W, 30°)	105
PD595016	Oil Nozzle - Solid Spray (1.00B, 30°)	104
PD595108	Oil Nozzle - All Purpose (1.00W, 80°)	105
PD595122	Oil Nozzle - Hollow Spray (1.10A, 70°)	103
PD595146	Oil Nozzle - Hollow Spray (0.50A, 70°)	102
PD595149	Oil Nozzle - All Purpose (0.60W, 80°)	105
PD595164	Oil Nozzle - Hollow Cone (0.50A, 90°)	102
PD610007	Copper Lineset - 3/8 in./5/8 in. x 30 ft.	64
PD610008	Copper Lineset - 3/8 in./3/4 in. x 30 ft.	64
PD610009	Copper Lineset - 3/8 in./7/8 in. x 30 ft.	64
PD610010	Copper Lineset - 3/8 in./3/4 in. x 50 ft.	64
PD610011	Copper Lineset - 3/8 in./7/8 in. x 50 ft.	64
PD610012	Copper Lineset - 3/8 in./3/4 in. x 35 ft.	64
PD610013	Copper Lineset - 3/8 in./7/8 in. x 35 ft.	64
PD640360	Duct Strap - Polyethylene - 1-3/4 in. x 100 yards (Black)	146
PD849170	Youngstown Glove 24 Pair Counter Display	151
PF-1101	Preferred Condenser Coil Cleaner - Non-Acid - 1 gallon	170
PF-24	Preferred Fluorescent Leak Detector Bottle - 8 oz.	176
PF-2600	Preferred Vacuum Pump Oil - 1 quart	178
PF-2800	Preferred Foam Insulation Tape	159
PF-316	Preferred Ice Machine Cleaner Bottle - 16 oz.	184
PF-4101	Preferred High Pressure Solvent Cleaner Aerosol - 18 oz.	184
PF-501	Preferred Acid Foaming Condenser Coil Cleaner - 1 gallon	170
PF-B32	Preferred Gas Leak Detector Spray- 32 oz.	175
PF-C02	Preferred Evaporator Coil Cleaner-Self Rinsing Aerosol - 18 oz.	170
PF-EC01	Preferred Enviro-Safe Coil Cleaner - 1 gallon	170
PF-H-2902	Preferred Sealing Gum Slug - 2 lbs.	159
PF-H-BM01	Preferred Black Max Alkaline Coil Cleaner - 1 gallon	170
PF-WP75	Preferred Heavy Duty Hand Wipes - Bucket of 75	155
PF425066	Contactors - 30A 1-Pole (24V coil)	92
PF425068	Contactors - 30A 2-Pole (24V coil)	92
PF425069	Contactors - 40A 2-Pole (24V coil)	92
PF425070	Contactors - 30A 3-Pole (24V coil)	92
PF433401	Capacitor - 3/370 Single Oval	91
PF433402	Capacitor - 5/370 Single Oval	91
PF433403	Capacitor - 7.5/370 Single Oval	91
PF433404	Capacitor - 10/370 Single Oval	91
PF433405	Capacitor - 12.5/370 Single Oval	91
PF433406	Capacitor - 15/370 Single Oval	91
PF433407	Capacitor - 20/370 Single Oval	91
PF433410	Capacitor - 35/370 Single Oval	91

PART NO	DESCRIPTION	PAGE
PF433421	Capacitor - 5/440 Single Oval	91
PF433422	Capacitor - 10/440 Single Oval	91
PF433427	Capacitor - 4/370 Single Oval	91
PF433433	Capacitor - 7.5/440 Single Oval	91
PF8405207	Electronic Air Cleaner - 1400 CFM	35
PF8405208	Electronic Air Cleaner - 2000 CFM	35
PF8405209	Electronic Air Cleaner - 1400 CFM	35
PF845001	Preferred Media Air Cleaner - 2000 CFM	34
PF845005	Preferred Media Air Cleaner - 1400 CFM	34
PF845006	Preferred Media Air Cleaner - 1400 CFM	34
PF845101	Preferred MERV 8 Media Filter 5 in. x 20 in. x 25 in.	34
PF845102	Preferred MERV 8 Media Filter 5 in. x 16 in. x 25 in.	34
PF845104	Preferred MERV 8 Media Filter 5 in. x 20 in. x 20 in.	34
PF845409	Humidifier - Flow-Thru Bypass	36
PF845410	Humidifier - Flow-Thru Bypass (Water Saver)	36
PF845411	Humidifier - Power	37
PF845412	Humidifier - Power (Water Saver)	37
PM25049-3-3C	Muffler	73
PM3083-5-4C	Muffler	73
POP3	Circuit Breaker - Control Board (3A)	90
POP5	Circuit Breaker - Control Board (5A)	90
PR25083-2-3C	Muffler	73
PR25083-2-4C	Muffler	73
PR25083-3-2C	Muffler	73
PR3083-4-3C	Muffler	73
PR35083-8-9C	Muffler	73
QT2000	QwikCheck Acid Test Kit	182
QT2500	QwikShot Acid Treatment (Four 0.5 oz. Bottles)	182
QT2510	QwikInjector (Includes One QwikShot Application)	177
QT2810	QwikLug Compressor Terminal Repair Kit (10 AWG - 2 ft.)	61
QT2812	Qwiklug Compressor Terminal Repair Kit (12 AWG - 2 ft.)	61
QT2910	Qwiklug Compressor Terminal Repair Kit (10 AWG - 4 ft.)	61
QT2912	Qwiklug Compressor Terminal Repair Kit (12 AWG - 4 ft.)	61
QT3000	Qwik608 EPA Course DVD	186
QT3001	Qwik608 EPA Test	186
QT3002	Qwik608 EPA Test - Spanish	186
QT3004	Qwik608 EPA Course DVD - Spanish	186
RA100Z	Remote Annunciator w/Alarm LED	30
REM5000R1001	Portable Comfort Control	19
RTS151	Remote Test Station	29
RTS151KEY	Remote Test Station with Key	29
RTS2	Multi-Signaling Accessory w/o Working Strobe	29
RTS2-AOS	Multi-Signaling Accessory w/Strobe	29
RZUDAP03050000	Unit Heater - 30 MBH High Efficiency	98
RZUDAP04550000	Unit Heater - 45 MBH High Efficiency	98
RZUDAP06050000	Unit Heater - 60 MBH High Efficiency	98
RZUDAP07550000	Unit Heater - 75 MBH High Efficiency	98
RZUDAP10050000	Unit Heater - 100 MBH High Efficiency	98
RZUDAP12550000	Unit Heater - 125 MBH High Efficiency	98
RZUDAP15050000	Unit Heater - 150 MBH High Efficiency	98
RZUDAP17550000	Unit Heater - 175 MBH High Efficiency	98
RZUDAP20050000	Unit Heater - 200 MBH High Efficiency	98
RZUDAP22550000	Unit Heater - 225 MBH High Efficiency	98
RZUDAP25050000	Unit Heater - 250 MBH High Efficiency	98
RZUDAP30050000	Unit Heater - 300 MBH High Efficiency	98
RZUDAP35050000	Unit Heater - 350 MBH High Efficiency	98



PART NO	DESCRIPTION	PAGE
RZUDAP40050000	Unit Heater - 400 MBH High Efficiency	98
SA-14FM	Sight Glass.	65
SC-100-B	SlimDuct 90° Vertical Elbow - 4 in. x 2-3/4 in. (Brown)	138
SC-100-I	SlimDuct 90° Vertical Elbow - 4 in. x 2-3/4 in. (Ivory)	138
SC-100-W	SlimDuct 90° Vertical Elbow - 4 in. x 2-3/4 in. (White)	138
SC-140-B	SlimDuct 90° Vertical Elbow - 5-1/2 in. x 3 in. (Brown)	138
SC-140-I	SlimDuct 90° Vertical Elbow - 5-1/2 in. x 3 in. (Ivory)	138
SC-140-W	SlimDuct 90° Vertical Elbow - 5-1/2 in. x 3 in. (White)	138
SC-77-B	SlimDuct 90° Vertical Elbow - 3 in. x 2-1/2 in. (Brown)	138
SC-77-I	SlimDuct 90° Vertical Elbow - 3 in. x 2-1/2 in. (Ivory)	138
SC-77-W	SlimDuct 90° Vertical Elbow - 3 in. x 2-1/2 in. (White)	138
SC-FCC-1	SpeedyFoam Coil Cleaner - 1 gallon	173
SC-FCC-4X1	SpeedyFoam Coil Cleaner - 1 gallon (Case of 4)	173
SC-FCC-5	SpeedyFoam Coil Cleaner - 5 gallon	173
SCF-100-B	SlimDuct 45° Vertical Elbow - 4 in. x 2-3/4 in. (Brown)	138
SCF-100-I	SlimDuct 45° Vertical Elbow - 4 in. x 2-3/4 in. (Ivory)	138
SCF-100-W	SlimDuct 45° Vertical Elbow - 4 in. x 2-3/4 in. (White)	138
SCF-140-B	SlimDuct 45° Vertical Elbow - 5-1/2 in. x 3 in. (Brown)	138
SCF-140-I	SlimDuct 45° Vertical Elbow - 5-1/2 in. x 3 in. (Ivory)	138
SCF-140-W	SlimDuct 45° Vertical Elbow - 5-1/2 in. x 3 in. (White)	138
SCF-77-B	SlimDuct 45° Vertical Elbow - 3 in. x 2-1/2 in. (Brown)	138
SCF-77-I	SlimDuct 45° Vertical Elbow - 3 in. x 2-1/2 in. (Ivory)	138
SCF-77-W	SlimDuct 45° Vertical Elbow - 3 in. x 2-1/2 in. (White)	138
SD-100-B	SlimDuct - 4 in. x 2-3/4 in. x 78 in. (Brown)	136
SD-100-I	SlimDuct - 4 in. x 2-3/4 in. x 78 in. (Ivory)	136
SD-100-W	SlimDuct - 4 in. x 2-3/4 in. x 78 in. (White)	136
SD-140-B	SlimDuct - 5-1/2 in. x 3 in. x 78 in. (Brown)	136
SD-140-I	SlimDuct - 5-1/2 in. x 3 in. x 78 in. (Ivory)	136
SD-140-W	SlimDuct - 5-1/2 in. x 3 in. x 78 in. (White)	136
SD-77-B	SlimDuct - 3 in. x 2-1/2 in. x 78 in. (Brown)	136
SD-77-I	SlimDuct - 3 in. x 2-1/2 in. x 78 in. (Ivory)	136
SD-77-W	SlimDuct - 3 in. x 2-1/2 in. x 78 in. (White)	136
SDK115	Safety Glasses - Khor Black/Copper Driving	153
SEN-100-B	SlimDuct End Fitting - 4 in. x 2-3/4 in. (Brown)	137
SEN-100-I	SlimDuct End Fitting - 4 in. x 2-3/4 in. (Ivory)	137
SEN-100-W	SlimDuct End Fitting - 4 in. x 2-3/4 in. (White)	137
SEN-140-B	SlimDuct End Fitting - 5-1/2 in. x 3 in. (Brown)	137
SEN-140-I	SlimDuct End Fitting - 5-1/2 in. x 3 in. (Ivory)	137
SEN-140-W	SlimDuct End Fitting - 5-1/2 in. x 3 in. (White)	137
SEN-77-B	SlimDuct End Fitting - 3 in. x 2-1/2 in. (Brown)	137
SEN-77-I	SlimDuct End Fitting - 3 in. x 2-1/2 in. (Ivory)	137
SEN-77-W	SlimDuct End Fitting - 3 in. x 2-1/2 in. (White)	137
SF-100-800-I	SlimDuct Flexible Elbow - 4 in. x 2-3/4 in. (Ivory)	138
SF-100-800-W	SlimDuct Flexible Elbow - 4 in. x 2-3/4 in. (White)	138
SF-140-800-I	SlimDuct Flexible Elbow - 5-1/2 in. x 3 in. (Ivory)	138
SF-77-1000-I	SlimDuct Flexible Elbow - 4 in. x 2-3/4 in. (Ivory)	138
SF-77-500-B	SlimDuct Flexible Elbow - 3 in. x 2-1/2 in. (Brown)	138
SF-77-500-I	SlimDuct Flexible Elbow - 3 in. x 2-1/2 in. (Ivory)	138
SF-77-500-W	SlimDuct Flexible Elbow - 3 in. x 2-1/2 in. (White)	138
SFJ-100-B	SlimDuct Flexible Adapter - 4 in. x 2-3/4 in. (Brown)	138
SFJ-100-I	SlimDuct Flexible Adapter - 4 in. x 2-3/4 in. (Ivory)	138
SFJ-100-W	SlimDuct Flexible Adapter - 4 in. x 2-3/4 in. (White)	138
SFJ-77-B	SlimDuct Flexible Adapter - 3 in. x 2-1/2 in. (Brown)	138
SFJ-77-I	SlimDuct Flexible Adapter - 3 in. x 2-1/2 in. (Ivory)	138
SFJ-77-W	SlimDuct Flexible Adapter - 3 in. x 2-1/2 in. (White)	138
SH66A-E	3-Zone Temperature Instrument 212	
SI1805SIUS11	Condensate Pump 119	

PART NO	DESCRIPTION	PAGE
SI1820SIUS11	Condensate Pump 119	
SI3000SIUS11	Mini-Split Condensate Pump 120	
SI3000SIUS23	Mini-Condensate Pump - 230V 120	
SI3200SIUS11	Mini-Split Condensate Pump 120	
SI3200SIUS23	Mini-Split Condensate Pump 120	
SJ-100-B	SlimDuct Coupler - 4 in. x 2-3/4 in. (Brown)	136
SJ-100-I	SlimDuct Coupler - 4 in. x 2-3/4 in. (Ivory)	136
SJ-100-W	SlimDuct Coupler - 4 in. x 2-3/4 in. (White)	136
SJ-140-B	SlimDuct Coupler - 5-1/2 in. x 3 in. (Brown)	136
SJ-140-I	SlimDuct Coupler - 5-1/2 in. x 3 in. (Ivory)	136
SJ-140-W	SlimDuct Coupler - 5-1/2 in. x 3 in. (White)	136
SJ-77-B	SlimDuct Coupler - 3 in. x 2-1/2 in. (Brown)	136
SJ-77-I	SlimDuct Coupler - 3 in. x 2-1/2 in. (Ivory)	136
SJ-77-W	SlimDuct Coupler - 3 in. x 2-1/2 in. (White)	136
SK-100-B	SlimDuct 90° Flat Elbow - 4 in. x 2-3/4 in. (Brown)	137
SK-100-I	SlimDuct 90° Flat Elbow - 4 in. x 2-3/4 in. (Ivory)	137
SK-100-W	SlimDuct 90° Flat Elbow - 4 in. x 2-3/4 in. (White)	137
SK-140-B	SlimDuct 90° Flat Elbow - 5-1/2 in. x 3 in. (Brown)	137
SK-140-I	SlimDuct 90° Flat Elbow - 5-1/2 in. x 3 in. (Ivory)	137
SK-140-W	SlimDuct 90° Flat Elbow - 5-1/2 in. x 3 in. (White)	137
SK-77-B	SlimDuct 90° Flat Elbow - 3 in. x 2-1/2 in. (Brown)	137
SK-77-I	SlimDuct 90° Flat Elbow - 3 in. x 2-1/2 in. (Ivory)	137
SK-77-W	SlimDuct 90° Flat Elbow - 3 in. x 2-1/2 in. (White)	137
SK-XL116	Safety Glasses - Kazbek XL- Black/Smoke	153
SKF-100-B	SlimDuct 45° Flat Elbow - 4 in. x 2-3/4 in. (Brown)	137
SKF-100-I	SlimDuct 45° Flat Elbow - 4 in. x 2-3/4 in. (Ivory)	137
SKF-100-W	SlimDuct 45° Flat Elbow - 4 in. x 2-3/4 in. (White)	137
SKF-140-B	SlimDuct 45° Flat Elbow - 5-1/2 in. x 3 in. (Brown)	137
SKF-140-I	SlimDuct 45° Flat Elbow - 5-1/2 in. x 3 in. (Ivory)	137
SKF-140-W	SlimDuct 45° Flat Elbow - 5-1/2 in. x 3 in. (White)	137
SKF-77-B	SlimDuct 45° Flat Elbow - 3 in. x 2-1/2 in. (Brown)	137
SKF-77-I	SlimDuct 45° Flat Elbow - 3 in. x 2-1/2 in. (Ivory)	137
SKF-77-W	SlimDuct 45° Flat Elbow - 3 in. x 2-1/2 in. (White)	137
SM-501-N	Smoke Detector - Ionization	23
SM-501-P	Smoke Detector - Photoelectric	23
SP-100-B	SlimDuct Soffit Inlet - 4 in. x 2-3/4 in. (Brown)	137
SP-100-I	SlimDuct Soffit Inlet - 4 in. x 2-3/4 in. (Ivory)	137
SP-100-W	SlimDuct Soffit Inlet - 4 in. x 2-3/4 in. (White)	137
SP-140-B	SlimDuct Soffit Inlet - 5-1/2 in. x 3 in. (Brown)	137
SP-140-I	SlimDuct Soffit Inlet - 5-1/2 in. x 3 in. (Ivory)	137
SP-140-W	SlimDuct Soffit Inlet - 5-1/2 in. x 3 in. (White)	137
SP-77-B	SlimDuct Soffit Inlet - 3 in. x 2-1/2 in. (Brown)	137
SP-77-I	SlimDuct Soffit Inlet - 3 in. x 2-1/2 in. (Ivory)	137
SP-77-W	SlimDuct Soffit Inlet - 3 in. x 2-1/2 in. (White)	137
SP160-01-8	Panel Thermometer - Digital (Rectangular)	215
SPR-LG	Spray Gun for Mean Green Adhesive (Metal)	160
SRH77A-E	3-Zone Temperature/Humidity Instrument	211
SS-1	GE Hard Start Kit 3-1/2 to 5 Ton	60
SS-5	GE Hard Start Kit 1 to 3 Ton	60
SW-100-B	SlimDuct Wall Inlet - 4 in. x 2-3/4 in. (Brown)	136
SW-100-I	SlimDuct Wall Inlet - 4 in. x 2-3/4 in. (Ivory)	136
SW-100-W	SlimDuct Wall Inlet - 4 in. x 2-3/4 in. (White)	136
SW-140-B	SlimDuct Wall Inlet - 5-1/2 in. x 3 in. (Brown)	136
SW-140-I	SlimDuct Wall Inlet - 5-1/2 in. x 3 in. (Ivory)	136
SW-140-W	SlimDuct Wall Inlet - 5-1/2 in. x 3 in. (White)	136
SW-77-B	SlimDuct Wall Inlet - 3 in. x 2-1/2 in. (Brown)	136
SW-77-I	SlimDuct Wall Inlet - 3 in. x 2-1/2 in. (Ivory)	136



PART NO	DESCRIPTION	PAGE
SW-77-W	SlimDuct Wall Inlet - 3 in. x 2-1/2 in. (White)	136
SW111AF	Safety Glasses - Dakura Black/Clear Anti-Fog	153
SW111AR S	afety Glasses - Dakura Black/Anti-Reflective	153
T822K1018	Econostat Non-Prog Thermostat - (GE: 1H/0C) - Heat Only	16
T87K1007	Round Non-Prog Thermostat (GE: 1H/0C) - Heat Only	16
T87N1000	Round Non-Prog Thermostat (GE/HP: 1H/1C)	16
TB8220U1003	VisionPRO 8000 Touchscreen Thermostat (GE/HP: 3H/2C)	14
TH3110D1008	PRO 3000 Non-Prog Thermostat (GE/HP: 1H/1C)	15
TH3210D1004	PRO 3000 Non-Prog Thermostat (HP: 2H/1C)	15
TH4110D1007	PRO 4000 Prog Thermostat (GE/HP: 1H/1C)	15
TH4210D1005	PRO 4000 Prog Thermostat (HP: 2H/1C)	15
TH5110D1006	FocusPRO 5000 Non-Prog Thermostat (GE/HP: 1H/1C)	15
TH5110D1022	FocusPRO 5000 Non-Prog Thermostat (GE: 2H/2C, HP: 3H/2C)	15
TH5220D1003	FocusPRO 5000 Non-Prog Thermostat (GE: 2H/2C, HP 2H/1C)	15
TH5220D1029	FocusPRO 5000 Non-Prog Thermostat (GE: 2H/2C, HP: 2H/1C)	15
TH5320U1001	Non-Prog Thermostat (GE: 2H/2C, HP: 3H/2C)	15
TH6110D1005	FocusPRO 6000 Prog Thermostat (GE/HP: 1H/1C)	14
TH6110D1021	FocusPRO 6000 Prog Thermostat (GE/HP: 1H/1C)	14
TH6220D1002	FocusPRO 6000 Prog Thermostat (GE: 2H/2C, HP: 2H/1C)	14
TH6220D1028	FocusPRO 6000 Prog Thermostat (GE: 2H/2C, HP: 2H/1C)	14
TH8110U1003	VisionPRO 8000 Touchscreen Thermostat (GE/HP: 1H/1C)	14
TH8320U1008	VisionPRO 8000 Touchscreen Thermostat (GE: 2H/2C, HP: 3H/2C)	14
TH8321U1006	VisionPRO 8000 Touchscreen Thermostat (GE: 2H/2C, HP: 3H/2C)	14
THA-12	Hose for Mean Green Adhesive (12 ft.)	160
THA-18	Hose for Mean Green Adhesive (18 ft.)	160
THA-6	Hose for Mean Green Adhesive (6 ft.)	160
THX9321R5000	HD Prestige Thermostat (GE: 3H/2C, HP: 2H/2C)	13
TLE6	Tubing Expander - PRO-SET	237
TM360	Multi-Input Digital Thermo-Psychrometer	213
TPPR060500251	Aerocel Protape - 2 in. x 82 ft.	159
TPPR060750251	Aerocel Protape - 3 in. x 82 ft.	159
TS-41	Temporary Construction Thermostat - Heating Only - 41F	16
TS-50	Temporary Construction Thermostat - Heating Only - 50F	16
TS-60	Temporary Construction Thermostat - Heating Only - 60F	16
TS-65	Temporary Construction Thermostat - Heating Only - 65F	16
TS-70	Temporary Construction Thermostat - Heating Only - 70F	16
TS-75	Temporary Construction Thermostat - Heating Only - 75F	16
TSDK215	Safety Glasses - Khor Polarized Copper	154
TSDKA218	Safety Glasses - Khor Polarized Blue	153
TSKAP218	Safety Glasses - Kazbek Polarized Blue	153
TSKXL-111	Safety Glasses - Kazbek XL Black Clear	153
TSM21-G15-7	Safety Glasses - Dakura Polarized Silver	153
TSM215	Safety Glasses - Dakura Polarized Copper	153
TSM215CF	Safety Glasses - Dakura Polarized Camo/Copper	153
TSM216	Safety Glasses - Dakura Black Smoke Polarized	153
TSM216CF	Safety Glasses - Dakura Polarized Camo/Smoke	153
TSRAP	Safety Glasses - Reclus Polarized Black/Aqua Percision Blue	154
TSRG216	Safety Glasses - Reclus Polarized Smoke	154
TurboLytic50	Universal Motor Start Capacitor - 302/330 MFD	92
TXB21-G15-7	Safety Glasses - Brazeua Black/Polarized G15 Silver Mirror	152
TXBG216	Safety Glasses - Brazeau Polarized Smoke	152
UFFPE14	Filter Plenum - Upflow Electric 14 in.	42
UFFPE17	Filter Plenum - Upflow, Electric 17 in.	42
UFFPE21	Filter Plenum - Upflow Electric - 21 in.	42
UFFPE24	Filter Plenum - Upflow Electric - 24 in.	42
UFFPG14	Filter Plenum - Upflow Gas - 14 in.	42

PART NO	DESCRIPTION	PAGE
UFFPG17	Filter Plenum - Upflow Gas - 17 in.	42
UFFPG21	Filter Plenum - Upflow Gas - 21 in.	42
UFFPG25	Filter Plenum - Upflow Gas - 25 in.	42
UV10351	Flexible Water Connectors - Copper - 12 in.	255
UV10354	Compression Fitting Connectors (3/4 in. NPT x 1/2 in. tube)	256
UV10374	Compression Fitting Connector (3/4 in. NPT x 3/4 in. tube)	256
UV10505	Flexible Water Connectors - Copper - 15 in.	255
UV10506	Flexible Water Connectors - Copper - 18 in.	255
UV11248R	Dip Tube - 3/4 in. diameter x 54-3/4 in.	257
UV11524C	Anode Rod - 0.840 in. diameter x 44-3/16 in.	257
UV11695	Thermostat - Electric	254
UV11698	Thermostat - Electric	254
UV11699	Thermostat - Electric	254
UV11700	Thermostat - Electric	254
UV11955C	T&P Run-Off Tube - Side Mount	257
UV11956B	T&P Run-Off Tube - Top Mount	257
UV12039	Drain Valve - Poly	256
UV12112G	Drain Valve - Brass	256
UV12890	Element - 120V/1500W Copper - 1 in. Screw-in	251
UV12891	Element - 240V/1500W Copper - 1 in. Screw-in	251
UV12892	Element - 120V/2000W Copper - 1 in. Screw-in	251
UV12893	Element - 240V/2000W Copper - 1 in. Screw-in	251
UV12894	Element - 240V/2500W Copper - 1 in. Screw-in	251
UV12895	Element - 240V/3000W Copper - 1 in. Screw-in	251
UV12896	Element - 240V/3500W Copper - 1 in. Screw-in	251
UV12897	Element - 240V/3800W Copper - 1 in. Screw-in	251
UV12898	Element - 240V/4000W Copper - 1 in. Screw-in	251
UV12899	Element - 240V/4500W Copper - 1 in. Screw-in	251
UV12900	Element - 240V/5500W Copper - 1 in. Screw-in	251
UV12901	Element - 240V/4500W Copper - 1 in. Screw-in	251
UV12902	Element - 240V/4500W Copper - 1-3/8 in. Screw-in	251
UV12903	Element - 240V/3500W Stainless Steel - 1 in. Screw-in	251
UV12904	Element - 240V/4500W Stainless Steel - 1 in. Screw-in	251
UV12905	Element - 240V/5500W Stainless Steel - 1 in. Screw-in	251
UV12907	Element - 240V/4500W Copper - Flat Flange	252
UV12908	Element - 240V/1500W Copper - Flange	252
UV12909	Element - 240V/3500W Copper - Flange	252
UV12910	Element - 240V/4500W Copper - Flange	252
UV12911	Element - 240V/2500W Stainless Steel - Flange	252
UV12914	Element Gasket Kit	253
UV12927	Flexible Water Connectors - Stainless Steel - 12 in.	255
UV12928	Flexible Water Connectors - Stainless Steel - 15 in.	255
UV12929	Flexible Water Connectors - Stainless Steel - 18 in.	255
UV12933	Dip Tube/Nipple - 1/2 in. diameter x 53 in.	257
UV12934	Water Heater Drain Pan - Plastic (20 in. diameter)	258
UV12935	Water Heater Drain Pan - Plastic (24 in. diameter)	258
UV12936	Water Heater Drain Pan - Plastic (26 in. diameter)	258
UV12937	Water Heater Drain Pan - Plastic (22 in. diameter)	258
UV12938	Anode Rod - 0.625 in. diameter x 42 in. - Aluminum	258
UV12939	Water Heater Drain Pan - Aluminum (20 in. diameter)	258
UV12940	Water Heater Drain Pan - Aluminum (26 in. diameter)	258
UV12941	Water Heater Drain Pan - Aluminum (22 in. diameter)	258
UV12942	Water Heater Drain Pan - Aluminum (24 in. diameter)	258
UV12944	Element - 120V/1500W Copper - Flange	252
UV12992	Nipples - Heat Trap - (3/4 in. NPT x 3 in.) - Pack of 2	256
UV13044	Water Heater Stand - 21 in. x 21 in. x 16 in.	258



PART NO	DESCRIPTION	PAGE
UV13045	Dielectric Union (3/4 in. NPT x 3/4 in. tube)	256
UV13047A	Element - 240V/3000W Copper - Flange	252
UV13047B	Element - 240V/5500W Copper - Flange	252
UV13047C	Element - 240V/4500W Copper - Flange	252
UV13047D	Element - 240V/2500W Copper - Flange	252
UV13048	Element - 240V/4500W Stainless Steel - Flange	252
UV13049	Element - 240V/4500W Copper - 1 in. Screw-in	251
UV13050A	Element - 240V/2500W Stainless Steel - 1 in. Screw-in	251
UV13050B	Element - 120V/1500W Stainless Steel - 1 in. Screw-in	251
UV13051	Element - 240V/4500W Copper - Flat Flange	252
UV13359	Thermostat - Electric	254
UV13360	Thermostat - Electric	254
UV20009	Water Connection Kit - 12 in. Connectors	255
UV20010	Water Connection Kit - 15 in. Connectors	255
UV20011	Water Connection Kit - 18 in. Connectors	255
UV20012	Water Connection Kit - 12 in. Connectors	255
UV20013	Electric Water Heater Installation Kit - 15 in. Connectors	255
UV20014	Electric Water Heater Installation Kit - 18 in. Connectors	255
UV20015	Gas Water Heater Installation Kit - 12 in. Connectors	255
UV20016	Gas Water Heater Installation Kit - 15 in. Connectors	255
UV20017	Gas Water Heater Installation Kit - 18 in. Connectors	255
UV20018	Electric Water Heater Tune-Up Kit	253
UV34H-90	FloodStop Washing Machine Leak Detection System	259
UV34NPT	FloodStop Water Heater Leak Detection System	259
UV34NPTW	FloodStop Wireless Whole House Leak Detection System	259
UV38628	Element Wrench (Fits 1-1/2 in. Hex)	253
UV49859	Continuity Tester w/ 23-1/2 in. lead alligator clip	253
UV6379H	Thermocouple Kit - 30 in.	255
UV6379L	Thermocouple Kit - 18 in.	255
UV6379R	Thermocouple Kit - 24 in.	255
UV6379S	Thermocouple Kit - 36 in.	255
UV6379T	Thermocouple Kit - 48 in.	255
UV6571B	Temperature and Pressure Relief Valve (T&P)	256
UV6830	Adapt-O-Flange Element Conversion Kit	253
UV8346	Temperature and Pressure Relief Valve (T&P) - Long Shank	256
UV8397G	Nipples - Plastic Lined (3/4 in. NPT x 2-1/4 in.) - Pack of 2	256
UV99004	Flexible Anode Rod - 0.750 in. diameter x 42 in. - Aluminum	258
VA-31-4S	Accumulator	73
VA-31-5S	Accumulator	73
VA-35-5S	Accumulator	73
VA-35-6S	Accumulator	73
VA-611-11SRD	Accumulator	73
VA-611-9SRD	Accumulator	73
VA-615-11SRD	Accumulator	73
VP6D	Vacuum Pump - 6.25 CFM - 120/230V (2-Stage)	200
VP6S	Vacuum Pump - 5.85 CFM - 120/230V	200
VPA-5811-6SRD	Accumulator	73
VPA-5811-7SRD	Accumulator	73
VPA-5812-7SRD	Accumulator	73
VPA-5815-7SRD	Accumulator	73
VPA-5817-7SRD	Accumulator	73
VPA-589-6SRD	Accumulator	73
VPA-589-7SRD	Accumulator	73
VPA-610-9SRD	Accumulator	73
VPTST	ECM Motor Power Checker	52
VZ-7	ECM Motor Tester	52
VZBUN VZ-7	ECM Motor Tester & VZH03 X-13 Motor Adapter	52

PART NO	DESCRIPTION	PAGE
VZH03 X-13	Motor Adapter (For VZ-7 Tester)	52
VZH04	Mod 90 Furnace (& Various Coleman/York) Adapter	52
VZH05	Extension Harness - VZ-7	52
VZH06	142 Series Outdoor ECM Condenser Motor Adapter	52
VZPRO	ECM Motor Surge Protector	52
VZREP	ECM Motor Repair Kit	53
WAE-9	FloodStop Transformer Extension Cord - 9 ft.	260
X13PR	Motor Surge Protector (X-13 & Evergreen)	52
XB116-G	Safety Glasses - Brazeau Black Gargoyle Series/Smoke	152
XB116-S	Safety Glasses - Brazeau Black Skull Series/Smoke	152
XS-01	FloodStop Wired Water Sensor Pad	260
XS-02	FloodStop Wireless Sensor Pad	260
XSM	FloodStop Wireless Sensor Module	260
YTH9421C1002	Total Home Comfort System (GE: 3H/2C, HP: 4H/2C)	13
YTH9421C1010	Total Home Comfort System (GE: 3H/2C, HP: 4H/2C)	13
YTHX9321R5003	HD Prestige Home Comfort System	61
ZD001	Zebra Male Fused "Cheater" Power Cord	95
ZD002	ZebraDapter Female Fused Service Power Tap	95
ZFH01	Fuse Holders and Fuses - Automotive Blade Type (3A & 5A)	89
ZFH02	Fuse Holders and Fuses - Glass Type (3A & 5A)	89
ZFP03	Fuse - 3A Blade Type - Automotive (25 Pack)	89
ZFP05	Fuse - 5A Blade Type - Automotive (25 Pack)	89
ZFPAS	Fuse Assortment - 3A, 5A, 10A, 15A, 30A Blade Type.	89
ZK003	Circuit Breaker - Control Circuit (3A)	91
ZK005	Circuit Breaker - Control Circuit (5A)	91
ZR16K5-PFV-800	Compressor	58
ZR18K5-PFV-800	Compressor	58
ZR21K5-PFV-800	Compressor	58
ZR21K5-TF5-800	Compressor	58
ZR25K5-PFV-800	Compressor	58
ZR25K5-TF5-800	Compressor	58
ZR28K5-PFV-800	Compressor	58
ZR28K5-TF5-800	Compressor	58
ZR32K5-PFV-800	Compressor	58
ZR32K5-TF5-800	Compressor	58
ZR32K5-TFD-800	Compressor	58
ZR38K5-PFV-800	Compressor	58
ZR38K5-TF5-800	Compressor	58
ZR38K5-TFD-800	Compressor	58
ZR38K5-TFE-800	Compressor	58
ZR42K5-PFV-800	Compressor	58
ZR42K5-TF5-800	Compressor	58
ZR42K5-TFD-800	Compressor	58
ZR42K5-TFE-800	Compressor	58
ZR48K5-PFV-800	Compressor	58
ZR48K5-TF5-800	Compressor	58
ZR48K5-TFD-800	Compressor	58
ZR48K5-TFE-800	Compressor	58
ZR54K5-PFV-800	Compressor	58
ZR54K5-TF5-800	Compressor	58
ZRF03	Automatic Reset Fuses - 3A/24V 40VA (2 pack)	89
ZRF05	Automatic Reset Fuses - 5A/24V 75VA (2 pack)	89
ZS-2	Zebra-Stat - Analyzer/Remote Control/Multimode Tester	207
ZSURP	Zebra Surge Protection Kit	89



Parts & Accessories

4744 Island Ford Road
Randleman, North Carolina 27317

Top quality parts and supplies for HVAC & Plumbing Industries

RESOURCES & TOOLS:

Website: www.preferredproducts.com

Parts-TechSpecs-Manuals-Price-Product Images-Catalog: www.preferredproducts.com

Customer Care Center (to place order):

- iStore: for set up www.preferredproducts.com
- Email: orders@askpreferred.com
- Fax: 479.648.4792

All other questions/inquiries:

- Phone: 336.495.6800
- Email: info@askpreferred.com
- Fax: 336.495.6867