



# Valves

 **MATCO-NORCA**  
Global sourcing. National compliance. Local service.

C A L I F O R N I A   •   T E X A S   •   N E W   Y O R K

# Table of Contents

## ITEM NAME PAGE NUMBER

### A

Aztec Boiler Drain.....	22
Aztec Garden Valve.....	22
Aztec Hose Bibb.....	22, 24
Aztec Low Pressure Valves.....	22-24
Aztec Sillcocks.....	23

### B

Back Flow Preventers.....	22
Balancing Valves.....	36

### Ball Valves

Compression Ends.....	7
CPVC.....	11
CSA.....	4-5
Full Port.....	4-7
Heavy Duty.....	5
Hose Bibb.....	25
Locking Handles.....	4
Nickel Plated.....	5-6
Pex Ends.....	7
PVC.....	10-11
SS Cross Handles.....	6
SS Thumb Grip Handles.....	4
Stainless Steel.....	5
Standard Port.....	5-7
Tee Handles.....	4
UL/FM.....	4-5
Uni-Flange.....	7
With Drain.....	7

### Boiler Drains

Aztec.....	22
Brass.....	21
Bolt & Gasket Sets.....	51
Bolts.....	51-52

### Butterfly Valves

B1 - PVC Wafer Style.....	55
B1 - Parts.....	55
B5 - Wafer Style.....	56
B5 - Lug Style.....	56
B5 - Parts.....	57
B6 - Wafer Style.....	58
B6 - Lug Style.....	58
B6 - Parts.....	59
B7 - Wafer Style.....	59
Butterfly Valve Part Breakdown.....	54

### C

### Cast Iron Check Valves

AWWA.....	47
IBBM.....	46
Lever & Weight.....	47
Resilient Seat.....	46-47
UL/FM.....	47
Wafer.....	48
Cast Iron Flanges.....	50

## ITEM NAME PAGE NUMBER

### C (continued)

### Cast Iron Gate Valves

AWWA.....	40, 42, 45
IBBM.....	43-45
NRS.....	40-44
OS&Y.....	43-45
Resilient Wedge 40-42, 45	
Rising Stem.....	43-45
UL/FM.....	45
Cast Iron Globe Valve.....	45

### Check Valves

Brass.....	17
Bronze.....	17-18
Inline.....	18-19
BUNA-N Seat.....	17
PVC.....	19
Sump Pump.....	19
Swing.....	17-18
Y Pattern.....	18
Circulator Flange Kit.....	36
Coin Key Valves.....	30
Convactor Valve.....	29
CPVC Ball Valve.....	11

### D

Ductile Iron Gate Valves.....	42
-------------------------------	----

### E

Evaporator Cooler Valve.....	35
------------------------------	----

### F

Flanges.....	50
Flange Accessory Kits.....	51
Float Rod.....	35
Float Valve.....	35
Foot Valve.....	18

### G

Gaskets.....	51
--------------	----

### Gas Valves

1 Piece - CSA/UL.....	8
2 Piece - CSA/ UL.....	8
Log Lighter - CSA.....	9

### Gate Valves

Compression Ends.....	14
Cross Handle.....	12-13
Crown Handle.....	12
Curb Stop Handle.....	13
Federal Specification.....	13
IAPMO.....	12
NRS.....	12-14
NSF.....	12
OS&Y.....	13
Quick Opening.....	14
Rising Stem.....	13
Wheel Handle.....	12-14
With CPVC Stub Outs.....	14

## ITEM NAME PAGE NUMBER

### G (continued)

With Drain.....	12
UL/FM.....	13

### Globe Valves

Hard Seat.....	15
Long Bonnet.....	15
Soft Seat.....	15
Stop & Waste.....	20
Stops.....	20

### Garden Valve

Aztec.....	22
Brass.....	27
Ground Key Stop.....	34

### H

Hose Bibb.....	22, 24-26
----------------	-----------

### L

Log Lighters - CSA.....	9
-------------------------	---

### M

Meter Valve.....	34
MJ Accessory Sets.....	52

### O

Oil Barrel Faucet.....	36
Oil Tank Valve.....	36
Operating Nuts.....	53

### P

PVC Flanges.....	50
------------------	----

### PVC Valves

Ball Valves.....	10-11
Check Valves.....	19

### R

### Radiator Valves

Angle Valve.....	29-30
Hot Water Radiator.....	30
Radiator Gate Valve.....	29
Steam Radiator.....	29-30

### S

Silent Check Valve.....	48
-------------------------	----

### Sillcocks

Aztec.....	23
Brass.....	27
Frost Free.....	28
With Pex Ends.....	28

### Stop Valve

Brass.....	20
Compression Ends.....	20
Globe.....	20
Steam Air Valves.....	30

## ITEM NAME PAGE NUMBER

### S (continued)

### Supply Valves

#### Multi Turn

Angle.....	31-32
Compression.....	31-32
Dual Compression.....	31
Pex Compression.....	32
Straight.....	31-32

#### Quarter Turn- Oval Handles

Angle.....	33
Compression.....	33
Dual Compression.....	33
Pex Compression.....	33
Straight.....	33

### T

T-Wrench.....	52
---------------	----

### V

### Vacuum Breaker

Brass.....	22
Chrome.....	22

### W

Wafer Check Valve.....	48
Water Heater Drain Valve.....	30
Washing Machine Valves.....	34
Wheel Handles.....	53

### Y

### Y Strainers

Bronze.....	16
Cast Iron.....	49

# Certifications & Approvals

## Committed to Quality

**Matco-Norca** is committed to maintaining a high standard of quality for all the products we offer. Most products in this catalog are labeled with a designated approval or certification code. Below is a brief description of these approvals.



**ADA** **American Disabilities Act** – Protecting the rights of people with physical or mental disabilities.



**ANSI** **American National Standards Institute** – Organization that coordinates work among U.S. Standards writing groups; works in conjunction with other groups such as ISO, ASME, ASTM, etc.



**ASME** **American Society of Mechanical Engineers** – Develops standards and testing criteria for finished products.



**ASSE** **American Society of Sanitary Engineering** – Develops standards and qualifies products for plumbing and sanitary installations.



**ASTM** **American Society for Testing Materials** – Develops standards for materials, products, systems and services.



**AWWA** **American Water Works Association** – Promotes public health through improvement of water quality. Develops standards for valves, fittings and equipment.



**CSA** **Canadian Standards Association** – Develops standards, tests and qualifies products used in gas lines and gas appliance installations.



**FM** **Factory Mutual** – Develops standards and qualifies products for use by the general public.



**IAPMO** **International Association of Plumbing and Mechanical Officials** – The IAPMO publishes standards covering products used in the Recreational Vehicle and Manufactured Housing Industry called IAPMO Trailer Standards.



**ISO** **International Standards Association** – A worldwide process control organization. An internationally recognized certification for manufacturers that comply with high standards of quality control. Developed standards ISO-9000 through ISO-9004.



**MSS** **Mechanics Standardization Society of the Valves & Fittings Industry, Inc.** – A committee of manufacturers that develops technical codes and standards for the valve & fitting industry.



**NSF** **NSF International** – An organization committed to public health that writes standards and certifies products for food, water and consumer products.



**UL** **Underwriter's Laboratory** – Tests and qualifies valve and fitting products under UL standards for safety.



**UPC** **Uniform Plumbing Code** – Developed by the International Association of Plumbing and Mechanical Officials to govern the installation and inspection of plumbing systems as a means of promoting the public's health, safety and welfare.




**USC** **University of Southern California** – Foundation for Cross-Connection Control and Hydraulic Research that lists approved backflow prevention assemblies.

# Ball Valves - Full Port



757

## Ball Valve - Full Port - Forged Brass - UL/FM Certified 1/2" - 2"




**Lead Free Version Available**  
**CSA Approved - 1/2" - 2" IPS Only**  
**1/4" - 2" - 150 SWP 600 WOG 2-1/2" - 4" - 125 SWP 400 WOG**

IPS	C x C			
757T01	-	1/4"	12	144
757T02	-	3/8"	12	144
757T03	757C03	1/2"	12	144
757T04	757C04	3/4"	10	70
757T05	757C05	1"	10	60
757T06	757C06	1-1/4"	6	36
757T07	757C07	1-1/2"	4	24
757T08	757C08	2"	4	6
757T09	757C09	2-1/2"	2	6
757T10	757C10	3"	2	4
757T11	757C11	4"	2	2



759

## Ball Valve - Full Port - Forged Brass



**Lead Free Version Available**  
**CSA Approved - 1/2" - 2" IPS Only**  
**1/4" - 2" - 150 SWP 600 WOG 2-1/2" - 4" - 100 SWP 400 WOG**

IPS	C x C			
759T01	-	1/4"	15	120
759T02	-	3/8"	15	120
759T03	759C03	1/2"	15	120
759T04	759C04	3/4"	10	60
759T05	759C05	1"	8	48
759T06	759C06	1-1/4"	4	24
759T07	759C07	1-1/2"	2	24
759T08	759C08	2"	2	12
759T09	759C09	2-1/2"	2	6
759T10	759C10	3"	1	4
759T11	759C11	4"	1	2

**Also Available with Tee Handle: 1/2" - 1"**

759T03T	759C03T	1/2"	15	120
759T04T	759C04T	3/4"	10	60
759T05T	759C05T	1"	8	48

**Also Available with Stainless Steel Thumb Grip Handle: 1/2" - 1-1/4"**  
**Handles Are Not Interchangeable.**

759T03TS	759C03TS	1/2"	15	120
759T04TS	759C04TS	3/4"	10	80
759T05TS	759C05TS	1"	8	48
759T06TS	-	1-1/4"	4	24



# Ball Valves - Full Port & Standard Port

## 758

### Ball Valve - Full Port - Forged Brass - Made In Italy



1/4" - 2" - 150 SWP 600 WOG		2-1/2" - 4" - 150 SWP 400 WOG		
IPS	C x C			
758T01	-	1/4"	10	150
758T02	-	3/8"	10	120
758T03	758C03	1/2"	10	120
758T04	758C04	3/4"	5	60
758T05	758C05	1"	4	48
758T06	758C06	1-1/4"	4	32
758T07	758C07	1-1/2"	2	24
758T08	758C08	2"	2	16
758T09	-	2-1/2"	1	8
758T10	-	3"	1	6
758T11	-	4"	1	5



## 755

### Ball Valve - Full Port - Forged Brass - UL/FM Certified 1/2" - 2" - Heavy Duty - Made In Italy



1/4" - 2" - 150 SWP 600 WOG		2-1/2" - 4" - 100 SWP 400 WOG		
Nickel Plated				
IPS				
755T01		1/4"	10	150
755T02		3/8"	10	120
755T03		1/2"	20	120
755T04		3/4"	12	60
755T05		1"	10	30
755T06		1-1/4"	4	20
755T07		1-1/2"	4	16
755T08		2"	2	6
755T09		2-1/2"	1	5
755T10		3"	1	5
755T11		4"	1	4

## 760

### Ball Valve - Standard Port - One Piece - 316 Stainless Steel



1/4" - 1-1/4" - 1000 WOG		1-1/2" - 2" - 800 WOG		
IPS				
760T01		1/4"	60	250
760T02		3/8"	40	160
760T03		1/2"	20	80
760T04		3/4"	10	40
760T05		1"	10	40
760T06		1-1/4"	5	20
760T07		1-1/2"	4	16
760T08		2"	2	8

# Ball Valves - Full Port & Standard Port



754TN



754NX

## 754N

### Ball Valve - Full Port - Forged Brass

**1/4" - 2" - 150 SWP 600 WOG 2-1/2" - 4" - 100 SWP 400 WOG**  
**Nickel Plated**

IPS

MATCO-NORCA MODEL NUMBER	SIZE	CARTON QUANTITIES INNER	CARTON QUANTITIES MASTER
754T01N	1/4"	30	120
754T02N	3/8"	30	120
754T03N	1/2"	15	120
754T04N	3/4"	10	90
754T05N	1"	6	60
754T06N	1-1/4"	6	36
754T07N	1-1/2"	4	24
754T08N	2"	2	16
754T09N	2-1/2"	1	8
754T10N	3"	1	6
754T11N	4"	1	4

*Also Available with Stainless Steel Cross Handle - IPS Only*

754T05NX	1"	5	60
----------	----	---	----



752TN



752CN



752NX

## 752N

### Ball Valve - Standard Port - Forged Brass

**150 SWP 400 WOG**

IPS

C x C

MATCO-NORCA MODEL NUMBER	SIZE	CARTON QUANTITIES INNER	CARTON QUANTITIES MASTER
752T01N	1/4"	6	240
752T02N	3/8"	6	240
752T03N	1/2"	6	120
752T04N	3/4"	6	120
752T05N	1"	6	60
752T06N	1-1/4"	2	30
752T07N	1-1/2"	2	30
752T08N	2"	2	24
752T09N	2-1/2"	1	12
752T10N	3"	1	8
752T11N	4"	1	6

*Also Available with Stainless Steel Cross Handle - IPS Only*

752T03NX	1/2"	10	100
752T04NX	3/4"	10	100



300LCBV



300LTBV

## 300BV

### Long Bonnet Brass Ball Valve - Full Port

**600 WOG**

300LC3BV	1/2" C x C	6	72
300LT3BV	1/2" IPS	6	72
300LC4BV	3/4" C x C	6	72
300LT4BV	3/4" IPS	6	72

# Ball Valves - Full Port & Standard Port



752CMP

## 752CMP

### Ball Valve - Standard Port - Forged Brass

#### 400 WOG

With Compression Ends For Copper Tube Pipe

MATCO-NORCA MODEL NUMBER	SIZE	CARTON QUANTITIES INNER	CARTON QUANTITIES MASTER
752CMP3	1/2" nominal	25	100
752CMP4	3/4" nominal	15	60
752CMP5	1" nominal	10	40



752TUF



752CUF

## 752UF

### Ball Valve - Full Port - Uni-Flange With Gasket, 2 Bolts & 2 Nuts

#### 400 WOG


IPS x Flange

Copper x Flange

MATCO-NORCA MODEL NUMBER	SIZE	CARTON QUANTITIES INNER	CARTON QUANTITIES MASTER
752T04UF	3/4"	1	24
752T05UF	1"	2	18
752T06UF	1-1/4"	1	12
752T07UF	1-1/2"	1	10



754DT



754DC

## 754D

### Ball Valve - Full Port - Cast Brass - With Drain

#### 400 WOG

IPS

C x C

MATCO-NORCA MODEL NUMBER	SIZE	CARTON QUANTITIES INNER	CARTON QUANTITIES MASTER
754DT3	1/2"	20	80
754DT4	3/4"	10	40
754DT5	1"	4	16
754PCAP	1/2" - 1"	1	500

Drain Cap



754PX03

## 754PX

### Ball Valve - Full Port - Forged Brass - Pex Barb Ends

#### 600 WOG

Max 50 PSI @ 200° F

MATCO-NORCA MODEL NUMBER	SIZE	CARTON QUANTITIES INNER	CARTON QUANTITIES MASTER
754PX03	1/2" x 1/2" PEX	10	100
754PX04	3/4" x 3/4" PEX	10	100
754PX05	1" x 1" PEX	8	48



755MF



755MFZ

## 755MF

### Ball Valve - Male X Female - Cast Bronze

#### 150 SWP 600 WOG Test Cock






















With Lever Handle

MATCO-NORCA MODEL NUMBER	SIZE	CARTON QUANTITIES INNER	CARTON QUANTITIES MASTER
755MF00	1/8" MIP x 1/8" FIP	12	144
755MF0	1/8" MIP x 1/4" FIP	12	144
755MF1	1/4" MIP x 1/4" FIP	12	144

With Slotted Screw

755MFZ0	1/8" MIP x 1/4" FIP	50	200
755MFZ1	1/4" MIP x 1/4" FIP	20	200

# Gas Valves

		MATCO-NORCA MODEL NUMBER	SIZE	CARTON QUANTITIES INNER MASTER		
 58LGA	 	<b>58LGA</b>	<b>Gas Ball Valve - 1/2 PSIG And 5G - Two Piece</b>			
		FIP x FIP				
		58LGA3N	1/2"	12	120	
		58LGA4N	3/4"	12	120	
58LGA5N	1"	10	60			
 58LGA	 	<b>58LGA</b>	<b>Gas Ball Valve - 1/2 PSIG And 5G - Made In Italy - Two Piece</b>			
		FIP x FIP				
		Lever	Tee Handle	Square Handle	Size	
		58LGA2	-	-	3/8"	12
		58LGA3	58TGA3	58FGA3	1/2"	12
58LGA4	58TGA4	58FGA4	3/4"	12		
 58LGA	 	<b>58LGA</b>	<b>Gas Ball Valve - 1/2 PSIG And 5G - Two Piece</b>			
		FIP x Flare				
		58LGA32	1/2" FIP x 3/8" FL	12	144	
		58LGA33	1/2" FIP x 1/2" FL	12	144	
		58LGA39	1/2" FIP x 9/16" - 24	12	144	
58LGA4	3/4" FIP x 15/16" - 24	12	144			
 58LGA	 	<b>58LGA</b>	<b>Gas Ball Valve - 1/2 PSIG And 5G - Two Piece</b>			
		Flare x Flare				
		58LGA2	3/8" O.D. x 3/8" O.D.	12	144	
58LGA3	1/2" O.D. x 1/2" O.D.	12	144			
 59LGA	 	<b>59LGA</b>	<b>Gas Ball Valve - 1/2 PSIG And 5G - Made In Italy - One Piece</b>			
		FIP x FIP				
		59LGA2	3/8"	1	100	
		59LGA3	1/2"	12	96	
59LGA4	3/4"	20	80			
 59LGA	 	<b>59LGA</b>	<b>Gas Ball Valve - 1/2 PSIG And 5G - Made In Italy - One Piece</b>			
		FIP x Flare				
		59LGA32	1/2" FIP x 3/8" FL	1	144	
		59LGA33	1/2" FIP x 1/2" FL	12	144	
		59LGA34	3/4" FIP x 1/2" FL	1	1	
59LGA39	1/2" FIP x 9/16" - 24	12	144			
 59LGA	 	<b>59LGA</b>	<b>Gas Ball Valve - 1/2 PSIG And 5G - Made In Italy - One Piece</b>			
		Flare x Flare				
		59LGA2	3/8" O.D. x 3/8" O.D.	1	100	
		59LGA3	1/2" O.D. x 1/2" O.D.	12	144	
59LGA4	5/8" O.D. x 5/8" O.D.	1	100			

# Log Lighter Valves & Accessories



58-S03



58-A03



**58ST**

## Log Lighter Valves

### Valve Only

MATCO-NORCA MODEL NUMBER	SIZE	CARTON QUANTITIES INNER	MASTER
58-S03	1/2" Straight Valve	15	120
58-A03	1/2" Angle Valve	15	120

### Straight Valve - Complete Kits Include Valve, Escutcheon And 3" Key

58-STR03	1/2" With Chrome Plated Escutcheon & Key	1	25
58-STR03P	1/2" With Polished Brass Escutcheon & Key	1	25

### Angle Valve - Complete Kits Include Valve, Escutcheon And 3" Key

58-ANG03	1/2" With Chrome Plated Escutcheon & Key	1	25
58-ANG03P	1/2" With Polished Brass Escutcheon & Key	1	25



**58**

## Log Lighter Valve - Escutcheons & Keys

### Escutcheons

58-300BN	Flat Pewter	1	1
58-300SN	Flat Stain Nickel	20	120
58-300PBD	Domed Polish Brass	12	72
58-300BND	Domed Pewter	1	1
58-300SND	Domed Satin Nickel	20	72
58-300CP	Flat Chrome Plated	20	120
58-300PB	Flat Polished Brass	20	120

### Keys

58-200CP	3" Chrome Plated for 1/4" Stem	1	400
58-2516CP	3" Chrome Plated for 5/16" Stem	1	250
58-208CP	8" Chrome Plated for 1/4" Stem	1	400
58-212CP	12" Chrome Plated for 1/4" Stem	20	100
58-200PB	3" Polished Brass for 1/4" Stem	50	400
58-2516PB	3" Polished Brass for 5/16" Stem	1	250
58-208PB	8" Polished Brass for 1/4" Stem	1	180
58-212PB	12" Polished Brass for 1/4" Stem	20	120
58-200BN	3" Pewter for 1/4" Stem	1	1
58-208BN	8" Pewter for 1/4" Stem	1	400
58-212BN	12" Pewter for 1/4" Stem	20	100
58-200SN	3" Satin Nickel for 1/4" Stem	1	1
58-208SN	8" Satin Nickel for 1/4" Stem	50	400
58-212SN	12" Satin Nickel for 1/4" Stem	20	100



58-300CP



58-300PBD




58-200PB



58-212SN

Log Lighter Valves

# White PVC Ball Valves & Gray PVC Ball Valves




**NSF** **770** **Sch. 40 PVC Ball Valve - NSF - Solvent & Threaded**

**150 PSI @ 73° F**  
**Fits Both Schedule 40 & 80 Pipe**

SOLVENT	THREADED	SIZE	CARTON QUANTITIES	
			INNER	MASTER
770S03	770T03	1/2"	1	100
770S04	770T04	3/4"	1	100
770S05	770T05	1"	1	50
770S06	770T06	1-1/4"	1	50
770S07	770T07	1-1/2"	1	50
770S08	770T08	2"	1	20
770S09	770T09	2-1/2"	1	12
770S10	770T10	3"	1	12
770S11	770T11	4"	1	6

*See 770N Below for 6" PVC Ball Valve.*




**770N** **Sch. 40 PVC Ball Valve - Solvent & Threaded**

**150 PSI @ 73° F**  
**Fits Both Schedule 40 & 80 Pipe - Economy Pattern**

SOLVENT	THREADED	SIZE	CARTON QUANTITIES	
			INNER	MASTER
770S03N	770T03N	1/2"	10	100
770S04N	770T04N	3/4"	10	100
770S05N	770T05N	1"	10	50
770S06N	770T06N	1-1/4"	5	50
770S07N	770T07N	1-1/2"	5	50
770S08N	770T08N	2"	5	20
770S09N	770T09N	2-1/2"	1	12
770S10N	-	3"	1	12
770S11N	770T11N	4"	1	6
770S13N	-	6"	1	5

*Sizes 2-1/2" - 6" Come with Lever Handles.*



**NSF** **770G** **Sch. 80 PVC Ball Valve - NSF - Solvent & Threaded**

**150 PSI**  
**Fits Both Schedule 40 & 80 Pipe**

SOLVENT	THREADED	SIZE	CARTON QUANTITIES	
			INNER	MASTER
770S03G	770T03G	1/2"	1	100
770S04G	770T04G	3/4"	1	100
770S05G	770T05G	1"	1	50
770S06G	770T06G	1-1/4"	1	50
770S07G	770T07G	1-1/2"	1	50
770S08G	770T08G	2"	1	20
770S09G	770T09G	2-1/2"	1	12
770S10G	770T10G	3"	1	12
770S11G	770T11G	4"	1	6



# PVC & CPVC Ball Valves



773S

**773**

## PVC Ball Valve - Single Union - Solvent & Threaded

**150 PSI**

**SOLVENT**

773S07

773S08

**THREADED**

773T07

773T08

**SIZE**

1-1/2"

2"

**CARTON QUANTITIES**

**INNER**

**MASTER**

1

1

48

24



772ST

**772ST**

## PVC Ball Valve - True Union - Solvent & Threaded Ends

**Both Solvent & Threaded Ends In Box**

772ST03

772ST04

772ST05

772ST06

772ST07

772ST08

1/2"

3/4"

1"

1-1/4"

1-1/2"

2"

1

1

1

1

1

1

72

60


45

24

16

12

*See Below for 2-1/2"- 4" True Union Ball Valves.*



IPS & SLIP ENDS



772S

**772**

## PVC Ball Valve - True Union - Solvent Or Threaded Ends

**Solvent or Threaded Ends In Box**

**150 PSI**

**SOLVENT**

-

772S10

772S11

**THREADED**

772T09

772T10

772T11

2-1/2"

3"

4"

1

1

1

6

6

1



772T



**771**

## CPVC Ball Valve - NSF Approved - Teflon Seats

**100 PSI @ 180° F**

**SOLVENT**

771S03

771S04

771S05

771S06

771S07

771S08

1/2"

3/4"

1"

1-1/4"

1-1/2"

2"

1

1

5

1

1

1

100

100

40

100

48

24



771S

PVC & CPVC  
Ball Valves

# Gate Valves



**514**

## MATCO-NORCA MODEL NUMBER **Gate Valve - Full Port - Cast Brass - Solid Wedge**

**SIZE** **CARTON QUANTITIES**  
**INNER** **MASTER**

**125 SWP 200 WOG**

Wheel Handle IPS	Wheel Handle C x C	Cross Handle IPS	Crown Handle IPS	SIZE	CARTON QUANTITIES INNER	CARTON QUANTITIES MASTER
514T01	-	-	-	1/4"	10	120
514T02	-	-	-	3/8"	10	120
514T03	514C03	514T03X	514T03P	1/2"	10	120
514T04	514C04	514T04X	514T04P	3/4"	10	80
514T05	514C05	514T05X	514T05P	1"	5	60
514T06	514C06	514T06X	514T06P	1-1/4"	5	40
514T07	514C07	514T07X	514T07P	1-1/2"	5	30
514T08	514C08	514T08X	514T08P	2"	2	24
514T09	514C09	514T09X	514T09P	2-1/2"	1	10
514T10	514C10	514T10X	514T10P	3"	1	6
514T11	514C11	514T11X	514T11P	4"	1	4

*Replacement Handles Of Each Type Are Available.*



514T



514C



514TX



514TP

**503**

## **Gate Valve - Full Port - Bronze - Heavy Pattern**

**150 SWP 300 WOG**  
**MSS-SP-80**

IPS Only

503T03	1/2"	10	100
503T04	3/4"	6	60
503T05	1"	5	40
503T06	1-1/4"	5	30
503T07	1-1/2"	4	24
503T08	2"	4	16
503T09	2-1/2"	2	8
503T10	3"	1	6
503T11	4"	1	4



503T

**517**

## **Gate Valve With Drain - Cast Brass - Non Rising Stem**

**125 SWP 200 WOG**

IPS	C x C	SIZE	CARTON QUANTITIES INNER	CARTON QUANTITIES MASTER
-	517C03	1/2"	10	120
-	517C04	3/4"	10	90
517T05	517C05	1"	5	60



517T



517C

# Bronze Gate Valves With Federal Specifications



501T

501	MATCO-NORCA MODEL NUMBER	SIZE	CARTON QUANTITIES	
			INNER	MASTER
<b>Gate Valve - OS&amp;Y - Rising Stem - Bronze B62</b>				
<b>175 CWP</b>				
IPS Only				
	501T04	3/4"	6	60
	501T05	1"	16	48
	501T06	1-1/4"	12	36
	501T07	1-1/2"	2	8
	501T08	2"	1	6

511	MATCO-NORCA MODEL NUMBER		SIZE	CARTON QUANTITIES	
	150 SWP MSS-SP-80	300 WOG C x C		INNER	MASTER
<b>Gate Valve - Federal Specification 54 Class A Type 1- Non Rising Stem - Bronze B62</b>					
<b>150 SWP 300 WOG</b>					
<b>MSS-SP-80</b>					
	511T03	511C03	1/2"	10	80
	511T04	511C04	3/4"	10	60
	511T05	511C05	1"	5	40
	511T06	511C06	1-1/4"	5	30
	511T07	511C07	1-1/2"	4	24
	511T08	511C08	2"	2	12



511T



511C

512	MATCO-NORCA MODEL NUMBER		SIZE	CARTON QUANTITIES	
	150 SWP MSS-SP-80	300 WOG C x C		INNER	MASTER
<b>Gate Valve - Federal Specification 54 Class A Type 1- Rising Stem - Bronze B62</b>					
<b>150 SWP 300 WOG</b>					
<b>MSS-SP-80</b>					
	512T03	512C03	1/2"	1	80
	512T04	512C04	3/4"	1	60
	512T05	512C05	1"	1	40
	512T06	512C06	1-1/4"	1	30
	512T07	512C07	1-1/2"	1	24
	512T08	512C08	2"	1	12
	512T09	-	2-1/2"	1	8
	512T10	-	3"	1	4



512T



512C

513	MATCO-NORCA MODEL NUMBER			SIZE	CARTON QUANTITIES	
	125 SWP MSS-SP-80	200 WOG Cross Handle	200 WOG Curb Stop Handle		INNER	MASTER
<b>Gate Valve - Full Port - Heavy-Duty - Non Rising Stem - Bronze B62</b>						
<b>125 SWP 200 WOG</b>						
<b>MSS-SP-80</b>						
	513T04	-	-	3/4"	5	50
	513T06	-	-	1-1/4"	4	24
	513T08	513T08X	513T08CS	2"	1	6
	-	513T09X	-	2-1/2"	1	10
	-	513T10X	-	3"	1	6



513T



513TX



513CS

Replacement Handles Of Each Type Are Available.

# Gate Valves

ANSI	519	MATCO-NORCA MODEL NUMBER	SIZE	CARTON QUANTITIES	
				INNER	MASTER
<b>Gate Valve - MSS-SP-92 - Cast Brass - Non Rising Stem</b>					
<b>200 WOG</b>					
With Compression Ends For Copper Tube Pipe					
519T03 1/2" nominal 10 120					
519T04 3/4" nominal 10 90					
519T05 1" nominal 5 60					




519T

ANSI	519TP	MATCO-NORCA MODEL NUMBER	SIZE	CARTON QUANTITIES	
				INNER	MASTER
<b>Gate Valve - Cast Brass - Compression With CPVC Stub-Outs</b>					
<b>200 WOG</b>					
519T03TP 1/2" 12 72					
519T04TP 3/4" 10 90					



519TP

ANSI	730	MATCO-NORCA MODEL NUMBER	SIZE	CARTON QUANTITIES	
				INNER	MASTER
<b>Quick Opening Gate Valve - Without Spring - Cast Bronze - Made In Italy</b>					
<b>125 SWP 200 WOG</b>					
IPS					
730T03 1/2" 20 100					
730T04 3/4" 20 100					
730T05 1" 10 50					
730T06 1-1/4" 10 50					
730T07 1-1/2" 6 30					
730T08 2" 4 20					
730T09 2-1/2" 2 12					
730T10 3" 2 10					
730T11 4" 1 5					



730T

Brass & Bronze Gate Valves

# Globe Valves



200T

200	MATCO-NORCA MODEL NUMBER	SIZE	CARTON QUANTITIES	
			INNER	MASTER
<b>Globe Valve - Brass - Hard Seat</b>				
<b>125 PSI</b>				
IPS				
	200T02	3/8"	10	100
	200T03	1/2"	10	100
	200T04	3/4"	5	60
	200T05	1"	5	40
	200T06	1-1/4"	5	30
	200T07	1-1/2"	4	24
	200T08	2"	2	16



240T

240T	Angle Control Valve - Globe Pattern - Brass - Soft Seat - Cross Handle			
<b>125 PSI</b>				
IPS				
	240T04	3/4"	8	40
	240T05	1"	4	24
	240T06	1-1/4"	2	10
	240T07	1-1/2"	2	10
	240T08	2"	2	10



240H

240H	Angle Control Valve - Globe Pattern - Brass - Soft Seat - Bronze Wheel Handle			
<b>125 PSI</b>				
IPS				
	240T06H	1-1/4"	2	24
	240T07H	1-1/2"	2	24
	240T08H	2"	2	24




200LT



200ALC

200L/200AL	Globe Valve - Long Bonnet - Brass - Soft Seat			
<b>125 PSI</b>				
Straight Pattern				
	200LT3	1/2" IPS	12	72
	200LT4	3/4" IPS	12	72
	200LC3	1/2" C x C	12	72
	200LC4	3/4" C x C	12	72
Angle Pattern				
	200ALT3	1/2" IPS	12	72
	200ALC3	1/2" C x C	12	72

# Bronze Y Strainers



**143**

## Y Strainer - Bronze - 40 Mesh Stainless Steel Screen - Made In Italy

**Blow Off Tap - Less Plug - Compact Design  
400 WOG**


IPS	C x C	Size	Brass Plug	Tap & Plug Size		
143T02	-	3/8"	B-PL01	1/4"	1	200
143T03	143C03	1/2"	B-PL01	1/4"	1	120
143T04	143C04	3/4"	B-PL01	1/4"	1	100
143T05	143C05	1"	B-PL03	1/2"	1	60
143T06	143C06	1-1/4"	B-PL03	1/2"	1	30
143T07	143C07	1-1/2"	B-PL04	3/4"	1	24
143T08	143C08	2"	B-PL05	1"	1	16

*Up to 100 Mesh Screens Available, Sold Separately.  
Brass Plugs are Available for Purchase by Tap Size, Part Numbers Listed Above.*

**145**

## Y Strainer - Cast Bronze - With Brass Plug - 18 Mesh Stainless Steel Screen

**150 SWP 300 WOG**





IPS	C x C	Size	Tap & Plug Size		
145T01	145C01	1/4"	1/8"	12	48
145T02	145C02	3/8"	1/8"	12	48
145T03	145C03	1/2"	1/4"	12	48
145T04	145C04	3/4"	1/4"	8	48
145T05	145C05	1"	3/8"	8	32
145T06	145C06	1-1/4"	3/8"	8	24
145T07	145C07	1-1/2"	1/2"	2	16
145T08	145C08	2"	1/2"	2	8
145T09	-	2-1/2"	1-1/4"	1	6
145T10	-	3"	1-1/2"	1	4


*Replacement Screens Available.*



# Swing Check Valves - Brass & Bronze

ANSI	NSF	521	MATCO-NORCA MODEL NUMBER		SIZE	CARTON QUANTITIES	
						INNER	MASTER
<b>Swing Check Valve - Cast Brass - Brass Seat</b>							
<b>200 WOG</b>							
<b>IPS</b>							
<b>C x C</b>							
		521T02	-	3/8"	12	120	
		521T03	521C03	1/2"	12	120	
		521T04	521C04	3/4"	10	80	
		521T05	521C05	1"	5	60	
		521T06	521C06	1-1/4"	5	40	
		521T07	521C07	1-1/2"	5	30	
		521T08	521C08	2"	2	24	
		521T09	521C09	2-1/2"	1	15	
		521T10	521C10	3"	1	6	
		521T11	521C11	4"	1	6	

ANSI	NSF	521N	MATCO-NORCA MODEL NUMBER		SIZE	CARTON QUANTITIES	
						INNER	MASTER
<b>Swing Check Valve - Cast Brass - BUNA-N Seat</b>							
<b>200 WOG</b>							
<b>IPS</b>							
		521N02	-	3/8"	1	120	
		521N03	-	1/2"	10	120	
		521N04	-	3/4"	10	80	
		521N05	-	1"	5	60	
		521N06	-	1-1/4"	1	40	
		521N07	-	1-1/2"	5	20	
		521N08	-	2"	1	24	
		521N09	-	2-1/2"	1	15	
		521N10	-	3"	1	6	
		521N11	-	4"	1	6	

ANSI	NSF	530	MATCO-NORCA MODEL NUMBER		SIZE	CARTON QUANTITIES	
						INNER	MASTER
<b>Swing Check Valve - Cast Bronze B62 - Bronze Disc - Heavy Pattern</b>							
<b>125 SWP 300 WOG</b>							
<b>IPS</b>							
		530T02	-	3/8"	12	120	
		530T03	-	1/2"	12	120	
		530T04	-	3/4"	10	80	
		530T05	-	1"	5	60	
		530T06	-	1-1/4"	5	40	
		530T07	-	1-1/2"	5	30	
		530T08	-	2"	2	24	
		530T09	-	2-1/2"	1	15	
		530T10	-	3"	1	6	
		530T11	-	4"	1	6	

Brass & Bronze Check Valves

# Check Valves Foot Valve



532T

**532**

## Swing Check Valve Y Pattern - Bronze B62

**150 SWP 300 WOG**

IPS

MATCO-NORCA MODEL NUMBER	SIZE	CARTON QUANTITIES INNER	MASTER
532T03	1/2"	10	90
532T04	3/4"	10	80
532T05	1"	10	60
532T06	1-1/4"	5	30
532T07	1-1/2"	4	24
532T08	2"	2	16

**525**

## Inline Check Valve - Spring Loaded - Bronze B62 - 1/2 PSI Crack Pressure

**200 WOG**

IPS

C X C



525T

MATCO-NORCA MODEL NUMBER	SIZE	CARTON QUANTITIES INNER	MASTER
525T03	1/2"	10	100
525T04	3/4"	10	80
525T05	1"	6	60
525T06	1-1/4"	4	40
525T07	1-1/2"	5	30
525T08	2"	5	20

**527**

## Foot Valve - Stainless Steel Screen - Bronze B62

**200 WOG**

IPS



527T

MATCO-NORCA MODEL NUMBER	SIZE	CARTON QUANTITIES INNER	MASTER
527T03	1/2"	1	100
527T04	3/4"	1	80
527T05	1"	1	60
527T06	1-1/4"	1	40
527T07	1-1/2"	1	30
527T08	2"	1	20

# PVC Check Valve

## Sump Pump Check Valve



523S



523T

**523**

### PVC Inline Check Valve - 304 SS Spring - 1/2 PSI Crack Pressure - One Piece

**Max 150 PSI @ 122° F**

**SOLVENT**

**THREADED**

MATCO-NORCA MODEL NUMBER	SIZE	CARTON QUANTITIES INNER	MASTER
523S03	1/2"	1	120
523S04	3/4"	1	120
523S05	1"	1	80
523S06	1-1/4"	1	60
523S07	1-1/2"	1	60
523S08	2"	1	40

**529**

### Sump Pump Check Valve - Flexible Rubber Connections - Stainless Steel Clamps



529

MATCO-NORCA MODEL NUMBER	SIZE	CARTON QUANTITIES INNER	MASTER
529-0808	2" x 2"	10	50
529-0706	1-1/2" x 1-1/4"	10	50

# Stop Valves - Globe Style



201T



201C



201X

## 201

### Stop Valve - Globe Style - Brass - Soft Seat

**125 PSI**

IPS	C x C	IPS With Cross Handle
201T03	201C03	201X03
201T04	201C04	201X04

*Replacement Handles Available.*

SIZE

CARTON QUANTITIES  
INNER MASTER

1/2"

12

72

3/4"

12

72



## 202

### Stop & Waste Valve - Globe Style - Brass - Soft Seat

**125 PSI**

IPS	C x C
202T03	202C03
202T04	202C04
202SWC	

*Waste Cap Available.*

1/2"

12

72

3/4"

12

72

12

144



202T



202C



## 201A

### Angle Stop Valve - Globe Style - Brass - Soft Seat

**125 PSI**

201AT3	1/2" IPS	12	72
201AC3	1/2" C x C	12	72



201AT3



201AC3

## 201/202CM

### Stop Valve - Brass Nut & Ferrule

**125 PSI**

With Compression Ends For Copper Tube Pipe

With Waste Cap

201CMP	202CMP	1/2" nominal	12	72
201CM4	202CM4	3/4" nominal	12	72
202SWC			12	144

*Waste Cap Available.*



201CMP

## 221

### Stop Valve - Brass - CPVC Connection

**125 PSI**

221 - Valve With CPVC Stub-Outs

221CP3	1/2"	12	72
221CP4	3/4"	12	72



221CP

# Brass Boiler Drains - Full Flow

**205F** **Boiler Drain - 3/4" Hose Outlet - Angle Spout - With Stuffing Box**



205F

205FF

MATCO-NORCA MODEL NUMBER		SIZE	CARTON QUANTITIES	
			INNER	MASTER
<b>125 PSI</b>				
MIP		Inlet		
205F03*		1/2"	12	72
205F04		3/4"	12	72
* 1/2" MIP & 1/2" SWT Inlet				
FIP				
205FF3		1/2"	12	72
205FF4		3/4"	12	72

**205** **Boiler Drain - 3/4" Hose Outlet - With Stuffing Box**



205TM

205TF

205TR3

MATCO-NORCA MODEL NUMBER		SIZE	CARTON QUANTITIES	
			INNER	MASTER
<b>125 PSI</b>				
MIP	FIP	Inlet		
205TM3*	205TF3	1/2"	12	72
205TM4	205TF4	3/4"	12	72
* 1/2" MIP & 1/2" SWT Inlet				
CTS Compression With Nut & Ferrule				
205TR3		1/2"	12	72

**205CM** **Boiler Drain - 3/4" Hose Outlet - Angle Spout - With Stuffing Box**



205CM3



MATCO-NORCA MODEL NUMBER		SIZE	CARTON QUANTITIES	
			INNER	MASTER
<b>125 PSI</b>				
		Inlet		
205CM3		1/2" Male Copper Sweat	12	72

**204** **Boiler Drain - 3/4" Hose Outlet - Less Stuffing Box**



204











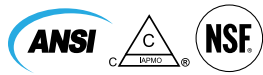



204LS3



MATCO-NORCA MODEL NUMBER		SIZE	CARTON QUANTITIES	
			INNER	MASTER
<b>125 PSI</b>				
MIP	FIP	Inlet		
204TM3*	204TF3	1/2"	12	72
204TM4	204TF4	3/4"	12	72
204LS3*	Long Shank 1/2" MIP With Locknut		12	72
204LS3P*	Long Shank 1/2" NPT x Chamfer For Cone Connection With Locknut		12	72
* 1/2" MIP & 1/2" SWT Inlet				

















# Vacuum Breaker & Back Flow Preventers Aztec Low Pressure Valves

Aztec Low Pressure Valves

		MATCO-NORCA MODEL NUMBER	SIZE	CARTON QUANTITIES INNER MASTER	
  646AS4	<b>646AS</b>	<b>Hose Bibb Vacuum Breaker - Brass - With Break-Away Set Screw</b>			
		<b>Conforms To ASSE 1011</b>			
		<b>Hose Connection</b>			
		646AS4	3/4" Brass Finish	12	144
		646ASC	3/4" Chrome Plated	12	144
  BFP-90	<b>BFP</b>	<b>Back Flow Preventer - Brass - With Atmospheric Vent</b>			
		<b>Conforms to ASSE 1012</b>			
		<b>Max 175 PSI @ 250° F</b>			
		IPS	C x C		
		BFP-90-1/2	BFP-90-1/2-C 1/2" FIP	1	24
		BFP-90-3/4	BFP-90-3/4-C 3/4" FIP	1	24
  DCV-04	<b>DCV</b>	<b>Dual Check Back Flow Preventer - Brass</b>			
		<b>Conforms to ASSE 1024</b>			
		<b>Max 175 PSI @ 140° F</b>			
		IPS			
		DCV-04	3/4"	1	24
		DCV-05	1"	1	24
  AZ646R	<b>AZ646R</b>	<b>Aztec Hose Bibb With Tee Handle - Graphite Packing</b>			
		<b>125 PSI</b>			
		<b>Inlet</b>			
		AZ646R03	1/2" MIP	12	72
		AZ646R04	3/4" MIP	12	72
  AZ203TF	<b>AZ203</b>	<b>Aztec Bent Nose Garden Valve With Stuffing Box - Graphite Packing</b>			
		<b>125 PSI</b>			
		<b>Inlet</b>			
		AZ203TF3	1/2" FIP	12	72
		AZ203TF4	3/4" FIP	12	72
		AZ203TF5	1" FIP	12	72
  AZ205C034	<b>AZ205</b>	<b>Aztec Boiler Drain With Stuffing Box - Graphite Packing</b>			
		<b>125 PSI</b>			
		<b>Inlet</b>			
 AZ205TF		AZ205C034	3/4" Copper Fitting & 1/2" Copper Sweat	12	72
	 AZ205TM		AZ205TF3	1/2" FIP	12
			AZ205TF4	3/4" FIP	12
		AZ205TM3	1/2" MIP	12	72
		AZ205TM4	3/4" MIP	12	72



# Aztec Low Pressure Valves Sillcocks

   	MATCO-NORCA MODEL NUMBER	SIZE	CARTON QUANTITIES		
			INNER	MASTER	
 <p>AZ206C034</p>  <p>AZ206T</p>	<b>AZ206 Aztec Sillcock With Stuffing Box - Brass - Graphite Packing</b>				
	<b>125 PSI</b>				
			<b>Inlet</b>		
	AZ206C034	3/4" Copper Fitting & 1/2" Copper Sweat	12	72	
	AZ206T03	1/2" FIP	12	72	
	AZ206T04	3/4" FIP	12	72	
     <p>AZ206T/VB</p>	<b>AZ206/VB Aztec Sillcock With Vacuum Breaker - Brass - Graphite Packing</b>				
	<b>125 PSI</b>				
		AZ206T03/VB	1/2" FIP	12	72
	AZ206T04/VB	3/4" FIP	12	72	
     <p>AZ206LK</p>	<b>AZ206/LK Aztec Sillcock With Vacuum Breaker - Loose Key - Graphite Packing</b>				
	<b>125 PSI</b>				
		AZ206T03LK	1/2" FIP	12	72
	AZ206T04LK	3/4" FIP	12	72	

Aztec Low  
Pressure Valves

# Aztec Low Pressure Valves



## AZ207

### MATCO-NORCA MODEL NUMBER

### SIZE

### CARTON QUANTITIES INNER MASTER

#### Aztec No Kink Hose Bibb - Brass - Graphite Packing 125 PSI



AZ207C04

AZ207TF

AZ207C04

Inlet

3/4" Copper Fitting and  
1/2" Copper Sweat

12

72

AZ207TF3  
AZ207TF4

1/2" FIP  
3/4" FIP

12  
12

72  
72

AZ207TM3  
AZ207TM4

1/2" MIP  
3/4" MIP

12  
12

72  
72

AZ207TR3

1/2" CTS Compression  
With Nut & Ferrule

12

72



AZ207TM

AZ207TR



## AZ207

#### Aztec Loose Key Valve - No Kink - Brass - Graphite Packing 125 PSI



AZ207TF3LK

AZ207TF4LK

AZ207TF3LK  
AZ207TF4LK

Inlet

1/2" FIP  
3/4" FIP

12  
12

72  
72

AZ207TM3LK  
AZ207TM4LK

1/2" MIP  
3/4" MIP


12  
12

72  
72



## AZ207

#### Aztec No Kink Valve With Vacuum Breaker - Brass - Graphite Packing 125 PSI



AZ207TF3/VB

AZ207TM3/VB

AZ207TF3/VB  
AZ207TF4/VB

Inlet

1/2" FIP  
3/4" FIP

12  
12

72  
72

AZ207TM3/VB  
AZ207TM4/VB

1/2" MIP  
3/4" MIP

12  
12

72  
72

# Hose Bibbs


## Ball Valve Hose Bibbs



646R	MATCO-NORCA MODEL NUMBER	SIZE	CARTON QUANTITIES	
			INNER	MASTER
<b>Hose Bibb - Male - Cast Brass</b>				
<b>125 PSI</b>				
		<b>Inlet</b>		
	646R03	1/2" MIP & 1/2" SWT x 3/4" Hose	12	72
	646R04	3/4" MIP x 3/4" Hose	12	72
	646R05	1" MIP x 1" Hose	12	48
	P646R03H	Replacement Handle for 1/2" & 3/4"	1	100













646BV	MATCO-NORCA MODEL NUMBER	SIZE	CARTON QUANTITIES	
			INNER	MASTER
<b>Ball Valve Hose Bibb - Forged Brass - 1/4 Turn - 3/4" Hose Outlet</b>				
<b>125 PSI</b>				
		<b>Inlet</b>		
	646BV03	1/2" MIP & 1/2" SWT	12	24
	646BV04	3/4" MIP	12	24
	P646BVC43H	Replacement Handles	1	1000








207	MATCO-NORCA MODEL NUMBER	SIZE	CARTON QUANTITIES	
			INNER	MASTER
<b>No Kink Hose Bibb - 3/4" Hose Outlet</b>				
<b>125 PSI</b>				
		<b>MIP</b>		
	207TM3	1/2"	12	72
	207TM4	3/4"	12	72
		<b>FIP</b>		
	207TF3	1/2"	12	72
	207TF4	3/4"	12	72
		<b>Sweat</b>		
	207C04	1/2" Sweat & 3/4" Copper Fitting	12	72

# Specialty Brass Hose Bibbs

		MATCO-NORCA MODEL NUMBER	SIZE	CARTON QUANTITIES	
				INNER	MASTER
		<b>FY</b>	<b>Hose Bibb - Brass - Tee Handles</b>		
		<b>125 PSI</b>			
	FY-675	FY-675	Chrome Plated Hose Bibb Plain End Outlet 1/2" FIP Inlet - Flanged	12	72
	FY-680	FY-680	Chrome Plated Hose Bibb 3/4" Hose End Outlet 1/2" FIP Inlet - Flanged	12	72
	FY-681	FY-681	Chrome Plated Hose Bibb Plain End Outlet 1/2" MIP Inlet - Adj. Flange	12	72
	FY-682	FY-682	Chrome Plated Hose Bibb 3/4" Hose End Outlet 1/2" MIP Inlet - Adj. Flange	12	72
	FY-685	FY-685	Chrome Plated Hose Bibb 3/4" Hose End Outlet 1/2" FIP Inlet	12	72
	FY-686	FY-686	Rough Brass Hose Bibb 3/4" Hose End Outlet 1/2" FIP Inlet - Flanged	12	144
	FY-690	FY-690	Chrome Plated Hose Bibb 3/4" Hose End Outlet 1/2" MIP Inlet	12	72
	FY-691	FY-691PB	Polished Brass Hose Bibb (not shown) Plain End Outlet 1/2" MIP Inlet	12	72
	FY-692	FY-692	Rough Brass Hose Bibb Plain End Outlet 1/2" MIP Inlet	12	72
	FY-695	FY-695	Chrome Plated Hose Bibb 3/4" Hose End Outlet 3/4" MIP Inlet	12	144

# Brass Sillcocks Garden Valves

Sillcocks


	MATCO-NORCA MODEL NUMBER		SIZE	CARTON QUANTITIES		
				INNER	MASTER	
 <p>206T      206C</p>	<b>206</b>		<b>Sillcock - 3/4" Hose Outlet - Brass Body</b>			
			<b>125 PSI</b>			
			FIP	Sweat	Inlet	
	206T03	206C03	1/2"	12	72	
	206T04	206C04	3/4"	12	72	
 <p>206T03H</p>	<b>206H</b>		<b>Sillcock - Heavy Pattern - 3/4" Hose Outlet - Brass Body - With Stuffing Box</b>			
			<b>125 PSI</b>			
			FIP		Inlet	
	206T03H		1/2" FIP	12	72	
	206T04H		3/4" FIP	12	72	
 <p>206VB</p>	<b>206VB</b>		<b>Sillcock - With ASSE 1011 Vacuum Breaker</b>			
			<b>125 PSI</b>			
	206T03VB		1/2" FIP	12	72	
 <p>206HLK</p>	<b>206HLK</b>		<b>Sillcock - Loose Key - Heavy Pattern - Female - 3/4" Hose Outlet</b>			
			<b>125 PSI</b>			
			FIP		Inlet	
	206T03HLK		1/2" FIP	12	72	
		206T04HLK		3/4" FIP	12	72
 <p>203TF4      203IF4      203TL4</p> <p>203TLK</p>	<b>203</b>		<b>Garden Valve - Bent Nose - Female - 3/4" Hose Outlet</b>			
			<b>125 PSI</b>			
			Bent Nose		Inlet	
	203TF3		1/2" FIP	12	72	
	203TF4		3/4" FIP	12	72	
	203TF5		1" FIP	12	72	
			Inverted Nose			
	203IF4		3/4" FIP	12	72	
			Loose Key			
	203TL3		1/2"	12	72	
	203TL4		3/4"	12	72	
	203TL5		1"	12	72	
			Key Only			
	203TLK			1	200	

# Frost Free Sillcocks



**209**

## Frost Free Sillcock - 3/4" Hose Outlet




209

MATCO-NORCA MODEL NUMBER	SIZE	CARTON QUANTITIES	
		INNER	MASTER
<b>125 PSI</b>			
<b>1/2" MIP &amp; 1/2" SWT Inlet</b>		<b>Length</b>	
209004	4"	1	24
209006	6"	1	24
209008	8"	1	24
209010	10"	1	24
209012	12"	1	24
209014	14"	1	24
<b>With Loose Key</b>			
209008LK	8"	1	24
209010LK	10"	1	24
209012LK	12"	1	24
<b>3/4" MIP &amp; 1/2" FIP Inlet</b>		<b>Length</b>	
209404	4"	1	24
209406	6"	1	24
209408	8"	1	24
209410	10"	1	24
209412	12"	1	24
209414	14"	1	24



**209PX**

## Frost Free Sillcock - Pex - 3/4" Hose Outlet



209PX

<b>125 PSI</b>			
<b>1/2" PEX Inlet</b>			
209004PX	4"	1	24
209006PX	6"	1	24
209008PX	8"	1	24
209010PX	10"	1	24
209012PX	12"	1	24
209014PX	14"	1	24



**212**

## Frost Free Sillcock - Anti Syphon - 3/4" Hose Outlet



212


<b>125 PSI</b>			
<b>1/2" MIP &amp; 1/2" SWT Inlet</b>		<b>Length</b>	
212004	4"	1	24
212006	6"	1	24
212008	8"	1	24
212010	10"	1	24
212012	12"	1	24
212014	14"	1	24

*212KIT - Vacuum Breaker Kit Available.*



**212PX**

## Frost Free Sillcock - Pex - Anti Syphon - 3/4" Hose Outlet



212PX

<b>125 PSI</b>			
<b>1/2" PEX Inlet</b>			
212004PX	4"	1	24
212006PX	6"	1	24
212008PX	8"	1	24
212010PX	10"	1	24
212012PX	12"	1	24
212014PX	14"	1	24



# Steam Radiator Angle & Gate Valves Convactor Valve



BARVY

MATCO-NORCA MODEL NUMBER	SIZE	CARTON QUANTITIES	
		INNER	MASTER
<b>BARVY Steam Radiator Angle Valve - Brass - Heavy Pattern</b>			
BARVY-0500	1/2" FIP With Nut & Tailpiece	10	60
BARVY-0750	3/4" FIP With Nut & Tailpiece	6	48
BARVY-1000	1" FIP With Nut & Tailpiece	4	36
BARVY-1250	1-1/4" FIP With Nut & Tailpiece	2	24
BARVY-1500	1-1/2" FIP With Nut & Tailpiece	2	16



BARV

MATCO-NORCA MODEL NUMBER	SIZE	CARTON QUANTITIES	
		INNER	MASTER
<b>BARV Steam Radiator Angle Valve - Bronze - Heavy Pattern</b>			
BARV-0500	1/2" FIP With Nut & Tailpiece	10	60
BARV-0750	3/4" FIP With Nut & Tailpiece	6	48
BARV-1000	1" FIP With Nut & Tailpiece	4	36
BARV-1250	1-1/4" FIP With Nut & Tailpiece	2	24
BARV-1500	1-1/2" FIP With Nut & Tailpiece	2	18
BARV-2000	2" FIP With Nut & Tailpiece	1	8



SGV

MATCO-NORCA MODEL NUMBER	SIZE	CARTON QUANTITIES	
		INNER	MASTER
<b>SGV Steam Radiator Gate Valve - Brass</b>			
SGV-1001	1" FIP With Nut & Tailpiece	4	36
SGV-1251	1-1/4" FIP With Nut & Tailpiece	4	24



BSGV

MATCO-NORCA MODEL NUMBER	SIZE	CARTON QUANTITIES	
		INNER	MASTER
<b>BSGV Steam Radiator Gate Valve - Bronze - Heavy Pattern</b>			
BSGV-0500	1/2" FIP With Nut & Tailpiece	6	120
BSGV-0750	3/4" FIP With Nut & Tailpiece	6	48
BSGV-1000	1" FIP With Nut & Tailpiece	4	36
BSGV-1250	1-1/4" FIP With Nut & Tailpiece	4	24
BSGV-1500	1-1/2" FIP With Nut & Tailpiece	4	24



BCV

MATCO-NORCA MODEL NUMBER	SIZE	CARTON QUANTITIES	
		INNER	MASTER
<b>BCV Convactor Valve - Bronze</b>			
BCV-1000	1" FIP With FIP Union	2	24
BCV-1250	1-1/4" FIP With FIP Union	2	20

Heating Valves  
& Specialties

# Radiator Valve & Air Valves Drain Valve



AHV

## AHV

### Angle Hot Water Radiator Valve - Brass

MATCO-NORCA MODEL NUMBER	SIZE	CARTON QUANTITIES	
		INNER	MASTER
AHV-0500	1/2" FIP With Nut & Tailpiece	1	60
AHV-0750	3/4" FIP With Nut & Tailpiece	1	60
AHV-1000	1" FIP With Nut & Tailpiece	4	36
AHV-1250	1-1/4" FIP With Nut & Tailpiece	2	24
AHV-0500C	1/2" SWT With Nut & Tailpiece	1	60
AHV-0750C	3/4" SWT With Nut & Tailpiece	1	60



CK-100



KEY-100



HAV-125

## CK/KEY

### Coin Key Air Valve

CK-100	Coin Key Air Valve Nickle Plated	1/8"	100	1000
CKU-102	Key Air Valve	1/8"	100	1000
KEY-100	Key For Air Valve	1/8"	100	2000
HAV-125	Auto Vent HW & Steam	1/8"	50	500



AVA-125



AVS-125



ADJ-180

## AVA/AVS/ADJ

### Chrome Plated Steam Air Valves

AVA-125	1/8" Angle - MIP		12	144
AVS-125	1/8" Straight - MIP		1	144
AVS-250	1/4" Straight - MIP		1	144
AVS-750	3/4" MIP & 1/2" FIP Straight		1	144
ADJ-180	1/8" Angle MIP Adjustable		12	144




























205WH4

## 205WH

### Water Heater Drain Valve - Brass - Heavy Pattern

205WH4	3/4" x 2-1/4" Long 3/4" MIP & 1/2" FIP Inlet		12	72
--------	---	--	----	----

# Multi-Turn Supply Valves

		MATCO-NORCA MODEL NUMBER	SIZE	CARTON QUANTITIES	
				INNER	MASTER
		<b>29</b>	<b>Supply Valves - With Compression Outlet - Angle</b>		
		<b>125 PSI</b>			
		29-1001	CP 3/8" FIP x 3/8" OD Compression	10	200
		29-1003	CP 1/2" FIP x 3/8" OD Compression	10	200
		29-1003B	Unplated 1/2" FIP x 3/8" OD Compression	10	200
		29-1009	CP 1/2" SWT x 3/8" OD Compression	10	200
		29-1009B	Unplated 1/2" SWT x 3/8" OD Compression	10	200
		29-1019	CP 5/8" OD Compression x 3/8" OD Compression	10	200
		29-1019B	Unplated 5/8" OD Compression x 3/8" OD Compression	10	200
		29-1019CPVC	CP 5/8" OD CPVC x 3/8" OD	10	200
		29-1040	CP 1/2" SWT x 3/8" OD Compression With 5" Extension and Bell Escutcheon	10	100
		<b>29</b>	<b>Supply Valves - With Dual Compression Outlet - Angle</b>		
		<b>125 PSI</b>			
		29-2001	CP 5/8" OD x 3/8" OD x 3/8" OD	10	200
		29-2001B	Unplated 5/8" OD x 3/8" OD x 3/8" OD	10	200
		<b>29</b>	<b>Supply Valves - With Compression Outlet - Straight</b>		
		<b>125 PSI</b>			
		29-1002	CP 3/8" FIP x 3/8" OD Compression	10	200
		29-1004	CP 1/2" FIP x 3/8" OD Compression	10	200
		29-1010	CP 1/2" SWT x 3/8" OD Compression	10	200
		29-1010B	CP 1/2" SWT x 3/8" OD Compression - Unplated	10	200
		29-1014	CP 5/8" OD Compression x 3/8" OD Compression	10	200
		29-1014CPVC	CP 5/8" OD CPVC x 3/8" OD Straight Stop	10	200
		29-1020	CP 1/2" OD Compression x 3/8" OD Compression	10	200
		29-1041	CP 1/2" SWT x 3/8" OD Compression With 5" Extension and Bell Escutcheon	10	100
		29-1575	CP 5/8" OD Compression x 5/8" OD Compression	10	200
		29-2051	CP 1/2" FIP x 3/8" OD Flare	10	200
		29-2061	CP 1/2" FIP x 1/2" OD Flare	10	200

Multi-Turn Supply Valves

# Multi-Turn Supply Valves



29

## MATCO-NORCA MODEL NUMBER SIZE Supply Valves - Economy - With Compression Outlet - Angle

125 PSI

CARTON QUANTITIES  
INNER MASTER



29-1001N

29-1001N CP 3/8" FIP Inlet x 3/8" OD Compression 10 200

29-1003N CP 1/2" FIP x 3/8" OD Compression 10 200

29-1009N CP 1/2" NOM SWT Inlet x  
3/8" OD Compression 10 200



29-1019N

29-1019N CP 5/8" OD Compression x  
3/8" OD Compression 10 200



29-1009N



29

## Supply Valves - Pex - With Compression Outlet - Straight

125 PSI



29-1004PX

29-1004PX CP 1/2" PEX x 3/8" OD Compression 10 200



29

## Supply Valves - Pex - With Compression Outlet - Angle

125 PSI



29-1003PX

29-1003PX CP 1/2" PEX x 3/8" OD Compression 10 200



29-2001PX

29-2001PX CP 1/2" PEX x 3/8" OD Compression  
x 3/8" OD Compression 10 200

# Quarter Turn Supply Valves

		MATCO-NORCA MODEL NUMBER	SIZE	CARTON QUANTITIES		
				INNER	MASTER	
 26-1001  26-1003  26-1019  26-1009  26-1041		<b>26</b>	<b>Supply Valves - Oval Handle - With Compression Outlet - Angle</b>			
			<b>125 PSI</b>			
			26-1001	3/8" FIP x 3/8" OD Compression	10	200
			26-1003	1/2" FIP x 3/8" OD Compression	10	200
			26-1009	1/2" Sweat x 3/8" OD Compression	10	200
			26-1019	5/8" OD Compression x 3/8" OD Compression	20	200
	26-1041	1/2" Sweat x 3/8" OD Compression With 5" Chrome Extension & Bell Escutcheon	10	200		
 26-1002  26-1004  26-1010  26-1014  26-1040		<b>26</b>	<b>Supply Valves - PEX - Oval Handle - With Compression Outlet - Straight</b>			
			<b>125 PSI</b>			
			26-1002	3/8" FIP x 3/8" OD Compression	20	240
			26-1004	1/2" FIP x 3/8" OD Compression	10	200
			26-1010	1/2" Sweat x 3/8" OD Compression	10	200
			26-1014	5/8" OD Compression x 3/8" OD Compression	10	200
	26-1040	1/2" Sweat x 3/8" OD Compression With 5" Chrome Extension & Bell Escutcheon	20	240		
 26-1004PX		<b>26</b>	<b>Supply Valves - PEX - Oval Handle - With Compression Outlet - Straight</b>			
			<b>125 PSI</b>			
	26-1004PX	1/2" PEX x 3/8" OD Compression	10	200		
 26-1003PX		<b>26</b>	<b>Supply Valves - PEX - Oval Handle - With Compression Outlet - Angle</b>			
			<b>125 PSI</b>			
	26-1003PX	1/2" PEX x 3/8" OD Compression	10	200		
 26-2001		<b>26</b>	<b>Supply Valves - Oval Handle - With Dual Compression Outlet - Angle</b>			
			<b>125 PSI</b>			
	26-2001	5/8" OD Compression x 3/8" OD Compression	20	240		

Quarter-Turn  
Supply Valves

# Miscellaneous: Ground Key Stop, Meter Valve, Washing Machine Valves



201G

201G	MATCO-NORCA MODEL NUMBER	SIZE	CARTON QUANTITIES	
			INNER	MASTER
	<b>Ground Key Stop - Bronze - With Drain</b>			
	IPS			
	201G03	1/2"	6	36
	201G04	3/4"	4	36



434-0404



434-0404D

434	MATCO-NORCA MODEL NUMBER	SIZE	CARTON QUANTITIES	
			INNER	MASTER
	<b>Meter Valve - Brass</b>			
	Angle Valve - Flare x IPS			
	434-0403	3/4" FL x 1/2" IPS	6	36
	434-0404	3/4" FL x 3/4" IPS	6	36
	434-0504	1" FL x 3/4" IPS	6	24
	434-0505	1" FL x 1" IPS	4	24
	Angle Valve With Drain - Flare x IPS			
	434-0403D	3/4" FL x 1/2" IPS	4	36
	434-0404D	3/4" FL x 3/4" IPS	6	36
	434-0504D	1" FL x 3/4" IPS	6	24
	434-0505D	1" FL x 1" IPS	4	24

205W	MATCO-NORCA MODEL NUMBER	SIZE	CARTON QUANTITIES	
			INNER	MASTER
	<b>Washing Machine Valve - Nickel Plated With Tee Handle</b>			
	205WF3	1/2" FIP Inlet x 3/4" Hose Outlet	12	72



205WF3


WS	MATCO-NORCA MODEL NUMBER	SIZE	CARTON QUANTITIES	
			INNER	MASTER
	<b>Washing Machine Valve - Ball Type - Dual Close - Bronze</b>			
	WSI-050	Dual 1/2" IPS & Sweat Inlet x Dual Hose Outlet	1	40
	WSC-051	Oval 1/2" SWT Inlet x Dual Hose Outlet	1	40



WSI

# Miscellaneous: Float Valve, Float Rod, Evaporater Cooler Valve

FV	MATCO-NORCA MODEL NUMBER	SIZE	CARTON QUANTITIES	
			INNER	MASTER



FV-404

**Float Valve - Bronze**  
Straight Thread Male Inlet - Plain Outlet

Rod Size

FV-303P	1/2"	1/4" x 20"	12	72
FV-404P	3/4"	1/4" x 20"	6	36

Straight Thread Male Inlet - Straight Thread Male Outlet

FV-303	1/2"	1/4" x 20"	1	72
FV-404	3/4"	1/4" x 20"	6	48

Female Inlet - Plain Outlet

FV-505	1"	5/16" x 18"	4	36
FV-606	1-1/4"	3/8" x 16"	2	20
FV-707	1-1/2"	3/8" x 16"	2	16
FV-808	2"	3/8" x 16"	2	12


FR	MATCO-NORCA MODEL NUMBER	Length	Thread Pattern	CARTON QUANTITIES	
				INNER	MASTER



FR12-1

FR12-1	12"	1/4" - 20	5	500
FR12-15	12"	5/16" - 18	5	250
FR12-2	12"	3/8" - 16	1	200

EFV	MATCO-NORCA MODEL NUMBER	SIZE	CARTON QUANTITIES	
			INNER	MASTER



EFV-01

EFV-01	1/4" Compression Inlet x 1/4" FIP Outlet	20	80
--------	--	----	----

# Miscellaneous: Oil Tank Valve, Oil Barrel Faucet, Balancing Valves, Circulator Flange Kits

	MATCO-NORCA MODEL NUMBER	SIZE	CARTON QUANTITIES	
			INNER	MASTER
 <p>OTV-100</p> <p>OTV-200</p>	<b>OTV Oil Tank Valve - Brass - Hard Seat</b>			
	OTV-100	1/2" MIP X 3/8" MIP	6	72
	OTV-200	1/2" MIP X 3/8" FL	1	72
 <p>59PSL4</p> <p>59DB04</p>	<b>59 Oil Barrel Faucet - Locking Lever</b>			
	59PSL4	3/4" MIP x Plain Spout - Bronze	1	36
	59TSL4	3/4" MIP x HPT Spout - Bronze	1	36
	59DB04	3/4" MIP x Plain Spout - Zamac	10	100
 <p>759SDS</p>	<b>759SDS Ball Style Balancing Valve</b>			
	600 WOG			
	759C04SDS	3/4" C x C With Screwdriver Stop	10	60
 <p>PBVC04C</p>	<b>PBVC Brass Purge &amp; Balancing Valve</b>			
	PBV04C	3/4" SWT x 1/2" FIP With Drain Outlet	12	60
 <p>CIF04</p> <p>CIF05</p> <p>CIF06</p>	<b>CIF Circulator Flange Kits - Cast Iron - With Bolts &amp; Nuts</b>			
	Complete with 2 Flanges, 4 Bolts, 4 Nuts			
	CIF04	3/4"	1	30
	CIF05	1"	1	30
CIF06	1-1/4"	1	30	



# Cast & Ductile Iron Valves

Cast Iron & Ductile Iron Valves Butterfly Valves & Accessories





# Cast Iron Gate Valves Resilient Wedge - Non-Rising Stem



200WW

## 200WW

### Flanged Cast Iron Gate Valve - Resilient Wedge - NRS

**AWWA C509 200 CWP**

**Fusion Bonded Epoxy**

**HANDWHEEL OP. NUT**

MATCO-NORCA MODEL NUMBER	SIZE	WEIGHT
200W08W	200W08NW 2"	31
200W10W	200W10NW 3"	53
200W11W	200W11NW 4"	77
200W13W	200W13NW 6"	135
200W14W	200W14NW 8"	209
200W15W	200W15NW 10"	333
200W16W	200W16NW 12"	462
<b>14" and 16" Sizes Of This Product Are Available As:</b>		
100W17	14"	750
100W18	16"	1026



200MW

## 200MW

### Mechanical Joint Cast Iron Gate Valve - Resilient Wedge - NRS

**AWWA C509 200 CWP**

**Fusion Bonded Epoxy**

**OP. NUT OPEN RIGHT**

MATCO-NORCA MODEL NUMBER	SIZE	WEIGHT
200M10W	- 3"	53
200M11W	200M11RW 4"	77
200M13W	200M13RW 6"	135
200M14W	200M14RW 8"	209
200M15W	200M15RW 10"	333
200M16W	200M16RW 12"	462
<b>14" and 16" Sizes Of This Product Are Available As:</b>		
100M17	14"	739
100M18	16"	942



200FJW

## 200FJW

### Flanged X MJ Cast Iron Gate Valve - Resilient Wedge - NRS - For IPS Pipe

**AWWA C509 200 CWP**

**Fusion Bonded Epoxy**

**OP. NUT**

MATCO-NORCA MODEL NUMBER	SIZE	WEIGHT
200FJ10W	3"	53
200FJ11W	4"	77
200FJ13W	6"	135
200FJ14W	8"	209
200FJ15W	10"	333
200FJ16W	12"	462

# Cast Iron Gate Valves Resilient Wedge - Non-Rising Stem



10RW



10RS-N



10RT

MATCO-NORCA MODEL NUMBER	SIZE	WEIGHT
<b>10RW</b>	<b>Flanged Cast Iron Gate Valve - Resilient Wedge - NRS</b>	
<b>200 CWP 2" - 8" 150 CWP 10" - 12"</b>		
<b>3 Bosses - 1 Tapped &amp; Plugged USC Approved</b>		
<b>Epoxy Coated</b>		
<b>HANDWHEEL</b>	<b>OP. NUT</b>	
10RW08	10RW08N	2"
10RW09	-	2-1/2"
10RW10	10RW10N	3"
10RW11	10RW11N	4"
10RW12	10RW12N	5"
10RW13	10RW13N	6"
10RW14	10RW14N	8"
10RW15	-	10"
10RW16	-	12"
		25
		31
		42
		64
		97
		108
		191
		286
		393
<b>10RS</b>	<b>Threaded Cast Iron Gate Valve - Resilient Wedge - NRS</b>	
<b>200 CWP</b>		
<b>Epoxy Coated</b>		
<b>HANDWHEEL</b>	<b>OP. NUT</b>	
10RS08	10RS08N	2"
10RS09	10RS09N	2-1/2"
10RS10	10RS10N	3"
10RS11	10RS11N	4"
10RS12	-	5"
10RS13	-	6"
		18
		20
		26
		44
		77
		95
<b>10RT</b>	<b>Ring-Tite Cast Iron Gate Valve - Resilient Wedge - NRS - For IPS Pipe</b>	
<b>200 CWP</b>		
<b>3 Bosses - 1 Tapped &amp; Plugged</b>		
<b>Epoxy Coated</b>		
<b>OP. NUT</b>		
10RT08		2"
10RT09		2-1/2"
10RT10		3"
10RT11		4"
10RT13		6"
10RT14		8"
		20
		22
		33
		46
		90
		154

Cast Iron Gate Valves

# Ductile Iron Gate Valves Resilient Wedge - Non-Rising Stem



## 200WD

### Flanged Ductile Iron Gate Valve - Resilient Wedge - NRS

**AWWA C515 250 CWP**  
**Fusion Bonded Epoxy**  
HANDWHEEL OP. NUT

MATCO-NORCA MODEL NUMBER	SIZE	WEIGHT
200WD08	2"	28
200WD09	2-1/2"	37
200WD10	3"	45
200WD11	4"	69
200WD13	6"	119
200WD14	8"	203
200WD15	10"	282
200WD16	12"	412

See 100W For 14" and 16" Sizes in Cast Iron On Page 40.



## 200MD

### Mechanical Joint Ductile Iron Gate Valve - Resilient Wedge - NRS - Less Accessories

**AWWA C515 250 CWP**  
**Fusion Bonded Epoxy**  
OP. NUT

MATCO-NORCA MODEL NUMBER	SIZE	WEIGHT
200MD08	2"	28
200MD10	3"	44
200MD11	4"	56
200MD13	6"	98
200MD14	8"	160
200MD15	10"	245
200MD16	12"	311

See 100M For 14" and 16" Sizes in Cast Iron On Page 40.



## 200RTD

### Ring-Tite Ductile Iron Gate Valve - Resilient Wedge - NRS - For IPS Pipe

**AWWA C515 250 CWP**  
**Fusion Bonded Epoxy**  
OP. NUT

MATCO-NORCA MODEL NUMBER	SIZE	WEIGHT
200RTD08	2"	25
200RTD09	2-1/2"	31
200RTD10	3"	38
200RTD11	4"	54
200RTD13	6"	104
200RTD14	8"	171
200RTD15	10"	289
200RTD16	12"	447



## 200TVD


### Ductile Iron Tapping Gate Valve - Resilient Wedge - NRS - Less Accessories

**AWWA C515 250 CWP**  
**Fusion Bonded Epoxy**  
OP. NUT

MATCO-NORCA MODEL NUMBER	SIZE	WEIGHT
200TVD10	3"	48
200TVD11	4"	63
200TVD13	6"	108
200TVD14	8"	173
200TVD15	10"	262
200TVD16	12"	374




# Cast Iron Gate Valves IBBM - Iron Body Bronze Mounted



100F

MATCO-NORCA MODEL NUMBER	SIZE	WEIGHT
<b>100F</b>	<b>Flanged Cast Iron Gate Valve - IBBM - NRS</b>	
	<b>125 SWP 200 WOG</b>	
	<b>3 Bosses MSS SP-70 WW-V-58-CL1</b>	
	<b>Bituminous Coated</b>	
	<b>HANDWHEEL</b>	
100F08	2"	26
100F09	2-1/2"	35
100F10	3"	44
100F11	4"	77
100F12	5"	97
100F13	6"	128
100F14	8"	220
100F15	10"	315
100F16	12"	483
100F17	14"	807
100F18	16"	1077
100F19	18"	1301

*OP. Nuts Available. See Page 53 for Part Numbers.*



105F

MATCO-NORCA MODEL NUMBER	SIZE	WEIGHT
<b>105F</b>	<b>Flanged Cast Iron Gate Valve OS&amp;Y - IBBM - Rising Stem</b>	
	<b>125 SWP 200 WOG</b>	
	<b>3 Bosses MSS SP-70 WW-V-58-CL1</b>	
	<b>Bituminous Coated</b>	
105F08	2"	29
105F09	2-1/2"	37
105F10	3"	50
105F11	4"	86
105F12	5"	115
105F13	6"	150
105F14	8"	249
105F15	10"	374
105F16	12"	524
105F17	14"	816
105F18	16"	1187
105F19	18"	1413
105F20	20"	2104
105F24	24"	3184



105S

MATCO-NORCA MODEL NUMBER	SIZE	WEIGHT
<b>105S</b>	<b>Threaded Cast Iron Gate Valve OS&amp;Y - IBBM - Rising Stem</b>	
	<b>125 SWP 200 WOG</b>	
	<b>MSS SP-70 WW-V-58-CL1</b>	
	<b>Bituminous Coated</b>	
105S08	2"	25
105S09	2-1/2"	27
105S10	3"	40
105S11	4"	66
105S13	6"	135

# Cast Iron Gate Valves IBBM - Iron Body Bronze Mounted



200F

MATCO-NORCA MODEL NUMBER	SIZE	WEIGHT
<b>200F</b>	<b>Flanged Cast Iron Gate Valve - IBBM - NRS</b>	
	<b>200 WOG - Not for Steam Service</b>	
	<b>MSS SP-70</b>	
	<b>Bituminous Coated</b>	
	<b>HANDWHEEL</b>	
200F09	2-1/2"	39
200F10	3"	47
200F11	4"	66
200F13	6"	139
200F14	8"	201
200F15	10"	295

*OP. Nuts Available. See Page 53 for Part Numbers.*



205F

MATCO-NORCA MODEL NUMBER	SIZE	WEIGHT
<b>205F</b>	<b>Flanged Cast Iron Gate Valve - OS&amp;Y - IBBM - Rising Stem</b>	
	<b>200 WOG - Not for Steam Service</b>	
	<b>MSS SP-70</b>	
	<b>Bituminous Coated</b>	
205F10	3"	51
205F11	4"	75
205F13	6"	141
205F14	8"	223
205F15	10"	322

# Cast Iron Gate Valves Cast Iron Globe Valve




105W

MATCO-NORCA MODEL NUMBER	SIZE	WEIGHT
<b>105W</b>	<b>Flanged Cast Iron Gate Valve OS&amp;Y - Resilient Wedge - Rising Stem</b>	
	<b>AWWA C509 3" - 12" 200 CWP 14" - 16" 150 CWP</b>	
	<b>3 Bosses - 1 Tapped &amp; Plugged</b>	
	<b>Fusion Bonded Epoxy</b>	
105W10	3"	64
105W11	4"	93
105W13	6"	157
105W14	8"	269
105W15	10"	436
105W16	12"	597
105W17	14"	827
105W18	16"	1135



MATCO-NORCA MODEL NUMBER	SIZE	WEIGHT
<b>105U</b>	<b>Flanged Cast Iron Gate Valve OS&amp;Y - Resilient Wedge - Rising Stem</b>	
	<b>175 CWP</b>	
	<b>3 Bosses - 1 Tapped &amp; Plugged N.Y.C. APPROVED USC Approved</b>	
	<b>Fusion Bonded Epoxy</b>	
105U09	2-1/2"	50
105U10	3"	66
105U11	4"	97
105U13	6"	164
105U14	8"	283
105U15	10"	456
105U16	12"	754



105U



MATCO-NORCA MODEL NUMBER	SIZE	WEIGHT
<b>205U</b>	<b>Flanged Cast Iron Gate Valve - Resilient Wedge - Rising Stem</b>	
	<b>AWWA C509 200 CWP Max. Temperature 160° F</b>	
	<b>4 Bosses - 1 Tapped &amp; Plugged</b>	
	<b>Fusion Bonded Epoxy Coating - AWWA C550</b>	
205U09	2-1/2"	58
205U10	3"	69
205U11	4"	104
205U13	6"	172
205U14	8"	243
205U15	10"	441
205U16	12"	684



205U

MATCO-NORCA MODEL NUMBER	SIZE	WEIGHT
<b>150F</b>	<b>Flanged Cast Iron Globe Valve - OS&amp;Y - IBBM - Rising Stem</b>	
	<b>125 SWP 200 CWP</b>	
	<b>MSS-SP-85</b>	
	<b>Bituminous Coated</b>	
150F09	2-1/2"	49
150F10	3"	60
150F11	4"	99
150F13	6"	187
150F14	8"	315



150F

Valves

Cast Iron Gate Valves  
Cast Iron Globe Valve



# Cast Iron Swing Check Valves IBBM & Resilient Seat



115F

MATCO-NORCA MODEL NUMBER	SIZE	WEIGHT
<b>115F</b>	<b>Flanged Cast Iron Swing Check Valve - IBBM</b>	
<b>125 SWP 200 WOG</b>		
<b>One Boss MSS-SP-71 Bituminous Coated</b>		
115F08	2"	20
115F09	2-1/2"	31
115F10	3"	42
115F11	4"	69
115F12	5"	80
115F13	6"	115
115F14	8"	231
115F15	10"	357
115F16	12"	498



115S

<b>115S</b>	<b>Threaded Cast Iron Swing Check Valve - IBBM</b>	
<b>125 SWP 200 WOG</b>		
<b>MSS-SP-71 Bituminous Coated</b>		
115S08	2"	14
115S09	2-1/2"	18
115S10	3"	27
115S11	4"	53
115S12	5"	79



120F

<b>120F</b>	<b>Flanged Cast Iron Swing Check Valve - Resilient Seat</b>	
<b>200 CWP</b>		
<b>One Boss MSS-SP-71 Epoxy Coated</b>		
120F08	2"	20
120F09	2-1/2"	31
120F10	3"	41
120F11	4"	69
120F12	5"	79
120F13	6"	115
120F14	8"	230
120F15	10"	356
120F16	12"	497



120S

<b>120S</b>	<b>Threaded Cast Iron Swing Check Valve - Resilient Seat</b>	
<b>200 CWP</b>		
<b>MSS-SP-71 Epoxy Coated</b>		
120S08	2"	14
120S09	2-1/2"	18
120S10	3"	27
120S11	4"	53
120S13	6"	99

# Cast Iron Swing Check Valves Resilient Seat

Cast Iron Check Valves



120W

## 120W

**MATCO-NORCA  
MODEL NUMBER**

**SIZE**

**WEIGHT**

### Flanged Cast Iron Swing Check Valve - Resilient Seat

**AWWA C508 200 CWP**

**One Boss Fusion Bonded Epoxy**

120W10	3"	56
120W11	4"	75
120W13	6"	144
120W14	8"	275
120W15	10"	435
120W16	12"	594



120WC

## 120WC

### Flanged Cast Iron Check Valve - Resilient Seat - Outside Lever And Weight

**AWWA C508 200 CWP**

**One Boss Fusion Bonded Epoxy**

120WC10	3"	57
120WC11	4"	84
120WC13	6"	156
120WC14	8"	294
120WC15	10"	466
120WC16	12"	627
120WC17	14"	873
120WC18	16"	1025



P120WSK

*P120WSK Spring Kit Available For 120WC.*

*P120WLW Replacement Lever & Weight Available for 120WC.*



## 120U

### Flanged Cast Iron Swing Check Valve - Resilient Seat

**175 CWP**

**One Boss N.Y.C. Approved  
Fusion Bonded Epoxy**



120U

MODEL NUMBER	SIZE	Drain On Bottom	WEIGHT
120U09	2-1/2"	1/2"	44
120U10	3"	1/2"	51
120U11	4"	1/2"	79
120U13	6"	3/4"	152
120U14	8"	1"	312
120U15	10"	1"	462

# Wafer Style Check Valves

Cast Iron Check Valves



CVC

MATCO-NORCA MODEL NUMBER	SIZE	WEIGHT
<b>CVC</b>	<b>Wafer Check Valve - Double Bronze Disc - BUNA-N Seat</b>	
	<b>Class 125 200 WOG</b>	
	<b>Cast Iron Body - SS Springs &amp; Shaft</b>	
CVC - 2	2"	4
CVC - 2.5	2-1/2"	5
CVC - 3	3"	8
CVC - 4	4"	13
CVC - 5	5"	16
CVC - 6	6"	20
CVC - 8	8"	38
CVC - 10	10"	57
CVC - 12	12"	92
CVC - 14	14"	121
CVC - 16	16"	165



SC

MATCO-NORCA MODEL NUMBER	SIZE	WEIGHT
<b>SC</b>	<b>Silent Wafer Check Valve - Poppet Style - Bronze Disc And Seat</b>	
	<b>Class 125 200 WOG</b>	
	<b>Cast Iron Body - SS Spring</b>	
SC-2	2"	7
SC-2.5	2-1/2"	9
SC-3	3"	15
SC-4	4"	25
SC-5	5"	32
SC-6	6"	56
SC-8	8"	100
SC-10	10"	140
SC-12	12"	340

# Cast Iron Y Strainers



140F

**MATCO-NORCA  
MODEL NUMBER**

**SIZE**

**WEIGHT**

**140F**

**Flanged Cast Iron Y Strainer**

**125 SWP 200 WOG  
Bituminous Coated**

140F08	2"	20
140F09	2-1/2"	31
140F10	3"	42
140F11	4"	73
140F12	5"	107
140F13	6"	121
140F14	8"	198
140F15	10"	372
140F16	12"	539

**140S**

**Threaded Cast Iron Y Strainer**

**250 SWP  
Bituminous Coated**



140S

140S01	1/4"	1
140S02	3/8"	1
140S03	1/2"	1
140S04	3/4"	2
140S05	1"	3
140S06	1-1/4"	5
140S07	1-1/2"	7
140S08	2"	12
140S09	2-1/2"	27
140S10	3"	38

# Cast Iron Flanges: Companion, Reducing, Blind, PVC Van Stone Flanges

**MATCO-NORCA  
MODEL NUMBER**

**CICF**

**Cast Iron Companion Flange**



CICFB



CICFG

Black	Galv.	Flange x O.D.	# Of Holes	Weight
CICFB07	CICFG07	1-1/2" x 5"	4	3
CICFB08	CICFG08	2" x 6"	4	4
CICFB09	CICFG09	2-1/2" x 7"	4	6
CICFB10	CICFG10	3" x 7-1/2"	4	8
CICFB11	CICFG11	4" x 9"	8	12
CICFB12	CICFG12	5" x 10"	8	14
CICFB13	CICFG13	6" x 11"	8	17
CICFB14	CICFG14	8" x 13-1/2"	8	26
CICFB15	CICFG15	10" x 16"	12	38
CICFB16	CICFG16	12" x 19"	12	57

**MATCO-NORCA  
MODEL NUMBER**

**CIRF**

**Cast Iron Reducing Flange**



CIRFB



CIRFG

Black	Galv.	Flange x IPS	IPS x O.D.	# Of Holes	Weight
CIRFB32	CIRFG32	3" x 2"	2" x 7-1/2"	4	9
CIRFB42	CIRFG42	4" x 2"	2" x 9"	4	14
CIRFB43	CIRFG43	4" x 3"	3" x 9"	8	13
CIRFB54	CIRFG54	5" x 4"	4" x 10"	8	16
CIRFB62	CIRFG62	6" x 2"	2" x 11"	8	26
CIRFB63	CIRFG63	6" x 3"	3" x 11"	8	23
CIRFB64	CIRFG64	6" x 4"	4" x 11"	8	21
CIRFB65	CIRFG65	6" x 5"	5" x 11"	8	19
CIRFB82	CIRFG82	8" x 2"	2" x 13-1/2"	8	44
CIRFB83	CIRFG83	8" x 3"	3" x 13-1/2"	8	40
CIRFB84	CIRFG84	8" x 4"	4" x 13-1/2"	8	37
CIRFB85	CIRFG85	8" x 5"	5" x 13-1/2"	8	34
CIRFB86	CIRFG86	8" x 6"	6" x 13-1/2"	8	31

**CIBF**

**Cast Iron Blind Flange**



CIBF

Black	Nominal Size	Flange x O.D.	# Of Holes	Weight
CIBFB08	2"	2" x 6"	4	5
CIBFB09	2-1/2"	2-1/2" x 7"	4	7
CIBFB10	3"	3" x 7-1/2"	4	9
CIBFB11	4"	4" x 9"	8	16
CIBFB13	6"	6" x 11"	8	25
CIBFB14	8"	8" x 13-1/2"	8	42
CIBFB15	10"	10" x 16"	12	65
CIBFB16	12"	12" x 19"	12	85

**PVCF**

**PVC Van Stone Flange - (Sch 80)  
Socket (Swivel)**



PVCF

		# Of Holes	Weight
PVCF08	2"	4	1
PVCF10	3"	4	2
PVCF11	4"	8	3
PVCF12	5"	8	4
PVCF13	6"	8	4
PVCF14	8"	8	6
PVCF15	10"	12	11
PVCF16	12"	12	20

# Accessories: Gaskets, Bolts & Bolt & Gasket Sets

**MATCO-NORCA  
MODEL NUMBER**

**SIZE**

**GSNA/GNA 150# Non-Asbestos Ring Bolt Pack - 1/16"**




Gasket Only		
GSNAG2	GNA2	2"
GSNAG2.5	GNA2.5	2-1/2"
GSNAG3	GNA3	3"
GSNAG4	GNA4	4"
GSNAG5	GNA5	5"
GSNAG6	GNA6	6"
GSNAG8	GNA8	8"
GSNAG10	GNA10	10"
GSNAG12	GNA12	12"
GSNAG14	GNA14	14"
GSNAG16	GNA16	16"

**MATCO-NORCA  
MODEL NUMBER**

**SIZE**

**GSNAFF/GFFNA 150# Non-Asbestos Full Face Bolt Pack - 1/16"**




Gasket Only		
GSNAFFG2	GFFNA2	2"
GSNAFFG2.5	GFFNA2.5	2-1/2"
GSNAFFG3	GFFNA3	3"
GSNAFFG4	GFFNA4	4"
GSNAFFG5	GFFNA5	5"
GSNAFFG6	GFFNA6	6"
GSNAFFG8	GFFNA8	8"

**GSFF/GFF 150# Full Face Red Rubber Bolt Pack - 1/8"**



Gasket Only		
GSFFG2	GFF2	2"
GSFFG2.5	GFF2.5	2-1/2"
GSFFG3	GFF3	3"
GSFFG4	GFF4	4"
GSFFG5	GFF5	5"
GSFFG6	GFF6	6"
GSFFG8	GFF8	8"
GSFFG10	GFF10	10"
GSFFG12	GFF12	12"
GSFFG14	GFF14	14"
GSFFG16	GFF16	16"

**GSNAX/GNAX 300# Non-Asbestos Ring Bolt Pack - 1/16"**



Gasket Only		
GSNAXG2	GNAX2	2"
GSNAXG2.5	GNAX2.5	2-1/2"
GSNAXG3	GNAX3	3"
GSNAXG4	GNAX4	4"
GSNAXG5	GNAX5	5"
GSNAXG6	GNAX6	6"
GSNAXG8	GNAX8	8"

**SBG Plated Stud Bolt, Nut And Washer Set**

**For Wafer Butterfly Valves**

	Fits Sizes	Quantity and Bolt Size
SBG2	2" & 2-1/2"	(4) 5/8" x 6"
SBG3	3"	(4) 5/8" x 7"
SBG4	4"	(8) 5/8" x 7"
SBG6	5", 6" & 8"	(8) 3/4" x 7"
SBG10	10" & 12"	(12) 7/8" x 8"
SBG14	14"	(12) 1" x 8"
SBG16	16"	(16) 1" x 10"



# Mechanical Joint Accessory Kits T-Wrench For Cast & Ductile Valves



100MJ

MATCO-NORCA MODEL NUMBER	SIZE	WEIGHT
<b>100MJ</b>	<b>MJ Accessory Kit - Fits Ductile Iron &amp; C-900 Pipe Includes - STD T-Head Bolts, MJ Gasket &amp; D.I. Gland</b>	
100MJ2	2"	5
100MJ3	3"	7
100MJ4	4"	8
100MJ6	6"	12
100MJ8	8"	15
100MJ10	10"	20
100MJ12	12"	25
100MJ14	14"	25
100MJ16	16"	25

*Accessory Kits are Priced Per Each.*



100MJX

MATCO-NORCA MODEL NUMBER	SIZE	WEIGHT
<b>100MJX</b>	<b>MJ Transition Accessory Kit - Fits (IPS) PVC &amp; Steel Pipe Includes - STD T-Head Bolts, Transition Gasket &amp; D.I. Gland</b>	
100MJX2	2"	5
100MJX3	3"	7
100MJX4	4"	8
100MJX6	6"	12
100MJX8	8"	15
100MJX10	10"	20
100MJX12	12"	25

*Accessory Kits are Priced Per Each.*



EMKL

MATCO-NORCA MODEL NUMBER	SIZE	WEIGHT
<b>EMKL</b>	<b>T-Wrench For 2" Operating Nut</b>	
EMKL36	36"	
EMKL60	60"	

# Wheel Handles & Operating Nuts For Iron Gate Valves

## WH Wheel Handles For Iron Gate Valves



P-2WH



P-WH-U

MATCO-NORCA MODEL #	SIZE	FITS MODEL #	SIZE	FITS MODEL #
P-WH-A	2", 2-1/2"	10RS/W/T		
P-WH-B	3"	10RS/W/T	2", 2-1/2"	100F/S
P-WH-C	4"	10RS/W/T	3"	100F/S
P-WH-D	4"	100F/S		
P-WH-E	5", 6"	10RS/W/T	5", 6"	100F/S
P-WH-F	8"	10RS/W/T	8"	100F/S
P-WH-G	10"	10RS/W/T	10"	100F
P-WH-H	12"	10RS/W/T	12"	100F
P-WH-U3	2-1/2, 3"	105U		
P-WH-U4	4"	105U		
P-WH-U6	6"	105U		
P-WH-U8	8"	105U		
P-WH-U10	10"	105U		
P-WH-U12	12"	105U		
P105FA	2"	105F/S	2", 2-1/2"	12RW
P105FB	2-1/2"	105F/S	3"	12RW
P105FC	3"	105F/S/W	4"	12RW
P105FD	4"	105F/S/W	5", 6"	12RW
P105FE	5"	105F/S		
P105FG	6"	105F/S/W		
P105FH	8"	105F/S/W		
P105FI	10"	105F/S/W		
P105FJ	12"	105F/S/W		
P-2DWH8	2"	200WD/WW/MW	2"	100RTW
P-2DWH9	2-1/2"	200WD/WW/MW	2-1/2"	100RTW
P-2DWH10	3"	200WD/WW/MW/FJW	3"	100RTW
P-2DWH11	4"	200WD/WW/MW/FJW	4"	100RTW
P-2DWH13	6"	200WD/WW/MW/FJW	6"	100RTW
P-2DWH14	8"	200WD/WW/MW/FJW	8"	100RTW
P-2DWH15	10"	200WD/WW/MW/FJW	10"	100RTW
P-2DWH16	12"	200WD/WW/MW/FJW	12"	100RTW
<b>Old Style Handwheels</b>				
P-2WH10	3"	200W/M/FJ	3"	100RT
P-2WH11	4"	200W/M/FJ	4"	100RT
P-2WH13	6"	200W/M/FJ	6"	100RT
P-2WH14	8"	200W/M/FJ	8"	100RT
P-2WH15	10"	200W/M/FJ	10"	100RT

## OP 2" Operating Nut For NRS Iron Gate Valves



P-100NB



P-100NL

MATCO-NORCA MODEL #	SIZE	FITS MODEL #	SIZE	FITS MODEL #
P-100NA	2", 2-1/2"	10RS/W/T		
P-100NB	3"	10RS/W/T	2", 2-1/2"	100F/S
P-100NC	4"	10RS/W/T	3"	100F/S
		200F		
P-100ND	4"	100F/S		
		200F		
P-100NE	5", 6"	10RS/W/T	5", 6"	100F/S
		200F		
P-100NF	8"	10RS/W/T	8"	100F/S
		200F		
P-100NG	10"	10RW	10"	100F
P-100NH	12"	10RW	12"	100F
P-100NL	14"	100W/M/F		
P-100NM	16"	100F		
P-100NO	18"	100F		
P-100NP	16"	100W/M		
P-200NK	10" - 12"	200W/M		

## OP 2" Operating Nut For NRS Iron Gate Valves



P-200DNC

P-200DNC	2" - 4"
P-200DND	6" - 8"
P-200DNF	10"
P-200DNG	12"



# Butterfly Valve Part # Breakdown

B5-RLO4


**B5** **RLO** **4** **-**

Choose Series
B1
B5
B6
B7

Select Style	
RLO	Wafer Style, Lever Operated
RWG	Wafer Style, Gear Operated
LGL	Lug Style, Lever Operated
LGG	Lug Style, Gear Operated

Part#	Size
2	2"
2.5	2-1/2"
3	3"
4	4"
5	5"
6	6"
8	8"
10	10"
12	12"
Through 36"	


Disc & Liner	Example
-	Nickel Plated Ductile Iron Disc - BUNA-N Liner
AB	Aluminum-Bronze Disc - BUNA-N Liner
ABE	Aluminum-Bronze Disc - EPDM Liner
S	316 Stainless Steel Disc - BUNA-N Liner
SE	316 Stainless Steel Disc - EPDM Liner



Butterfly Valve Part # Breakdown

# B1 PVC Butterfly Valves & Parts

**B1** **PVC Wafer Butterfly Valve - 200 PSI**



**B1-RLO 10 Position Lock Lever Operated**

MATCO-NORCA MODEL NUMBER	SIZE	WEIGHT
B1-RLO2	2"	4
B1-RLO2.5	2-1/2"	4
B1-RLO3	3"	7
B1-RLO4	4"	8
B1-RLO6	6"	11


**B1-RWG Gear Operated**

B1-RWG8	8"	28
B1-RWG10	10"	36
B1-RWG12	12"	65

*Valves Only Available with Stainless Steel Stem, EPDM Liner, Polypropylene Disc.*

## B1 Parts

**B1L** **Lever Handle For B1 Butterfly Valve**



**Replacement Handles For B1 Butterfly Valve**

**Round End - Old Style**

B1L3	3"
B1L4	4"
B1L6	6"

**Square End - New Style**

B1L10	3"
B1L11	4"
B1L13	6"

B1 Butterfly Valves & Parts

# B5 Butterfly Valves

## Gear or 10 Position Lock Lever Operated

**MATCO-NORCA**  
MODEL NUMBER      SIZE      WEIGHT

**B5-RLO**      **Cast Iron Wafer Butterfly Valve - 200 PSI**



B5-RLO2	2"	9
B5-RLO2.5	2-1/2"	11
B5-RLO3	3"	12
B5-RLO4	4"	15
B5-RLO5	5"	19
B5-RLO6	6"	22
B5-RLO8	8"	39
B5-RLO10	10"	55
B5-RLO12	12"	75

**MATCO-NORCA**  
MODEL NUMBER      SIZE      WEIGHT

**B5-LGL**      **Cast Iron Lug Butterfly Valve - 200 PSI**



B5-LGL2	2"	10
B5-LGL2.5	2-1/2"	12
B5-LGL3	3"	13
B5-LGL4	4"	20
B5-LGL5	5"	24
B5-LGL6	6"	26
B5-LGL8	8"	45
B5-LGL10	10"	64
B5-LGL12	12"	86

**B5-RWG**      **Cast Iron Wafer Butterfly Valve**



**2" - 12" Valves Are Rated 200 PSI**  
**14" - 36" Valves Are Rated 150 PSI**

B5-RWG2	2"	18
B5-RWG2.5	2-1/2"	20
B5-RWG3	3"	21
B5-RWG4	4"	24
B5-RWG5	5"	29
B5-RWG6	6"	31
B5-RWG8	8"	59
B5-RWG10	10"	75
B5-RWG12	12"	102
B5-RWG14	14"	125
B5-RWG16	16"	207
B5-RWG18	18"	251
B5-RWG20	20"	349
B5-RWG24	24"	448
B5-RWG30	30"	1155
B5-RWG36	36"	1859

**B5-LGG**      **Cast Iron Lug Butterfly Valve**



**2" - 12" Valves Are Rated 200 PSI**  
**14" - 36" Valves Are Rated 150 PSI**

B5-LGG2	2"	21
B5-LGG2.5	2-1/2"	21
B5-LGG3	3"	24
B5-LGG4	4"	29
B5-LGG5	5"	33
B5-LGG6	6"	35
B5-LGG8	8"	64
B5-LGG10	10"	83
B5-LGG12	12"	113
B5-LGG14	14"	149
B5-LGG16	16"	244
B5-LGG18	18"	282
B5-LGG20	20"	374
B5-LGG24	24"	662
B5-LGG30	30"	1250
B5-LGG36	36"	2050

*Available with Nickel Plated Ductile Disc;  
Available with BUNA-N Liner; See Butterfly Valve Part # Breakdown Page 54.*

# B5 Butterfly Valve Parts & Accessories

**MATCO-NORCA MODEL NUMBER**      **SIZE**

**B5L**      **Lever Handle For B5 Butterfly Valve**



B5L3	2" - 3"
B5L4	4"
B5L6	6"
B5L8	8"
B5L10	10"
B5L12	12"

**B5IND**      **Index Plate For B5 Butterfly Valve**



<b>Chrome Plated</b>	
B5IND23	2" - 3"
B5IND810	8 - 10"
B5IND12	12"
<b>Stainless Steel Plated</b>	
B5IND3S	3"
B5IND4S	4"
B5IND6S	6"

**B5GRNUT**      **Gear Nut For B5 Butterfly Valve**



B5GRNUT6	2" - 6"
B5GRNUT12	8" - 12"
B5GRNUT14	14"
B5GRNUT16	16"
B5GRNUT18	18"
B5GRNUT20	20"
B5GRNUT24	24"

**MATCO-NORCA MODEL NUMBER**      **SIZE**      **MATCO-NORCA MODEL NUMBER**      **SIZE**

**B5G**      **Gear For B5 Butterfly Valve**



With Handwheel & Pin

B5G23	2" - 3"	B5G14	14"
B5G4	4"	B5G16	16"
B5G56	5" - 6"	B5G18	18"
B5G8	8"	B5G24	24"
B5G10	10"		
B5G12	12"		
B5G12R	12" Rounded		

**B5WH**      **Hand Wheel For B5 Butterfly Valve**



B5-WH2	2" - 6"
B5-WH8	8"-12"
B5-WH16	16"
B5-WH18	18"
B5-WH30	30"
B5-WH36	36"

**B5X**      **Stem Extension For B5 Butterfly Valve**



	<b>Fits Valve Size</b>	<b>Length of Extension</b>
B5-X** A	2" - 3"	24"
B5-X** B	4"	36"
B5-X** C	5" - 6"	48"
B5-X** D	8"	60"
B5-X** E	10"	72"
B5-X** F	12"	
B5-X** G	14"	
B5-X** H	16"	
B5-X** I	18"	
B5-X** J	20"	
B5-X** K	24"	

**Example: B5-X24-A=**  
24" Extension For  
2" - 3" Butterfly Valve

**\*\*Place Holder For Length of Extension.  
Flat & Round Extensions Also Available.**

**B5LCH**      **Latch Nut For B5 Butterfly Valve**



B5-LCH-3	2" - 3"
B5-LCH-4	4"
B5-LCH-6	6"

# B6 Butterfly Valves

## Gear or 10 Position Lock Lever Operated

**MATCO-NORCA  
MODEL NUMBER**

**SIZE**

**WEIGHT**

**B6-RLO**

**Cast Iron Wafer Butterfly Valve - 200 PSI**



B6-RLO

B6-RLO2	2"	7
B6-RLO2.5	2-1/2"	9
B6-RLO3	3"	10
B6-RLO4	4"	13
B6-RLO5	5"	17
B6-RLO6	6"	19
B6-RLO8	8"	31
B6-RLO10	10"	45
B6-RLO12	12"	74

**MATCO-NORCA  
MODEL NUMBER**

**SIZE**

**WEIGHT**

**B6-LGL**

**Cast Iron Lug Butterfly Valve - 200 PSI**



B6-LGL

B6-LGL2	2"	10
B6-LGL2.5	2-1/2"	11
B6-LGL3	3"	13
B6-LGL4	4"	22
B6-LGL5	5"	26
B6-LGL6	6"	33
B6-LGL8	8"	42
B6-LGL10	10"	63
B6-LGL12	12"	92

**B6 Butterfly  
Valves**

**B6-RWG**

**Cast Iron Wafer Butterfly Valve - 200 PSI**



B6-RWG

B6-RWG2	2"	17
B6-RWG2.5	2-1/2"	18
B6-RWG3	3"	19
B6-RWG4	4"	22
B6-RWG5	5"	27
B6-RWG6	6"	29
B6-RWG8	8"	55
B6-RWG10	10"	68
B6-RWG12	12"	101

**B6-LGG**

**Cast Iron Lug Butterfly Valve - 200 PSI**



B6-LGG

B6-LGG2	2"	20
B6-LGG2.5	2-1/2"	21
B6-LGG3	3"	22
B6-LGG4	4"	31
B6-LGG5	5"	36
B6-LGG6	6"	43
B6-LGG8	8"	63
B6-LGG10	10"	86
B6-LGG12	12"	118

*Valves Only Come With Stainless Steel Stem, BUNA-N Seat, Ductile Disc.*

# B6 Butterfly Valve Parts

## B7 Butterfly Valve

**MATCO-NORCA  
MODEL NUMBER**

**SIZE**

**B6L**

**Lever Handle For B6 Butterfly Valve**



B6L3	2" - 3"
B6L4	4"
B6L6	6"
B6L8	8"
B6L10	10"
B6L12	12"

**MATCO-NORCA  
MODEL NUMBER**

**SIZE**

**B6G**

**Gear For B6 Butterfly Valve**



**With Handwheel & Pin**

B6G23	2" - 3"
B6G4	4"
B6G56	5 - 6"
B6G8	8"
B6G10	10"
B6G12	12"

**B6IND**

**Index Plate For B6 Butterfly Valve**



B6IND26	2" - 6"
B6IND812	8" - 12"

## B7 Butterfly Valve

**MATCO-NORCA  
MODEL NUMBER**

**SIZE**

**WEIGHT**

**B7**

**Cast Iron Wafer Butterfly Valve - Double Stem - 200 PSI - Short Neck**



B7-RLO

B7-RLO2	2"	8
B7-RLO2.5	2-1/2"	10
B7-RLO3	3"	11
B7-RLO4	4"	15
B7-RLO5	5"	20
B7-RLO6	6"	22
B7-RLO8	8"	36
B7-RLO10	10"	51
B7-RLO12	12"	71

*Available With Stainless Steel Stem, BUNA-N Liner, Ductile Disc or Aluminum Bronze Disc.*

# Quick Find Index

## ITEM NAME PAGE NUMBER

### 10

10RS .....	41
10RT .....	41
10RW .....	41

### 20

26 .....	33
29 .....	31-32

### 50

58 .....	8,9
59 .....	8
59DB .....	36
59PS .....	36
59TS .....	36

### 100

100F .....	43
100M .....	40
100MJ .....	52
100MJX .....	52
100W .....	40
105F .....	43
105S .....	43
105U .....	45
105W .....	45
115F .....	46
115S .....	46
120F .....	46
120S .....	46
120U .....	47
120W .....	47
120WC .....	47
140F .....	49
140S .....	49
143 .....	16
145 .....	16
150F .....	45

### 200

200 .....	15
200AL .....	15
200F .....	44
200FJW .....	40
200L .....	15
200MD .....	42
200MW .....	40
200RTD .....	42
200TVD .....	42
200WD .....	42
200WW .....	40
201 .....	20
201A .....	20
201CM .....	20

## ITEM NAME PAGE NUMBER

201G .....	34
202 .....	20
202CM .....	20
203 .....	27
204 .....	21
205 .....	21
205CM .....	21
205F .....	21, 44
205U .....	45
205W .....	34
205WH .....	30
206 .....	27
206H .....	27
206HLK .....	27
206VB .....	27
207 .....	25
209 .....	28
209PX .....	28
212 .....	28
212PX .....	28
221 .....	20
240H .....	15
240T .....	15

### 300

300BV .....	6
-------------	---

### 400

434 .....	34
-----------	----

### 500

501 .....	13
503 .....	12
511 .....	13
512 .....	13
513 .....	13
514 .....	12
517 .....	12
519 .....	14
519TP .....	14
521 .....	17
521N .....	17
523 .....	19
525 .....	18
527 .....	18
529 .....	19
530 .....	17
532 .....	18

### 600

646AS .....	22
646BV .....	25
646R .....	25

## ITEM NAME PAGE NUMBER

### 700

730 .....	14
752CMP .....	7
752N .....	6
752UF .....	7
754D .....	7
754N .....	6
754PX .....	7
755 .....	5
755MF .....	7
757 .....	4
758 .....	5
759 .....	4
759SDS .....	36
760 .....	5
770 .....	10
770G .....	10
770N .....	10
771 .....	11
772 .....	11
772ST .....	11
773 .....	11

### A

ADJ .....	30
AHV .....	30
AVA .....	30
AVS .....	30
AZ203 .....	22
AZ205 .....	22
AZ206 .....	23
AZ207 .....	24
AZ646 .....	22

### B

B1 .....	55
B5 .....	56-57
B6 .....	58-59
B7 .....	59
BARV .....	29
BARVY .....	29
BCV .....	29
BFP .....	22
BSGV .....	29

### C

CIBF .....	50
CICF .....	50
CIF .....	36
CIRF .....	50
CK .....	30
CVC .....	48

## ITEM NAME PAGE NUMBER

### D

DCV .....	22
-----------	----

### E

EFV .....	35
EMKL .....	52

### F

FR .....	35
FV .....	35
FY .....	26

### G

GFF .....	51
GFFNA .....	51
GNA .....	51
GNAX .....	51
GSFF .....	51
GSNA .....	51
GSNAFF .....	51
GSNAX .....	51

### K

KEY .....	30
-----------	----

### O

OP .....	53
OTV .....	36

### P

PBVC .....	36
PVCF .....	50

### S

SBG .....	51
SC .....	48
SGV .....	29

### W

WH .....	53
WS .....	34

# Matco-Norca Product Lines

## Valves



514T



759T



521C



B5-LGG



205F



120WC

## Fittings & Nipples



150# Black Malleable Tee



Brass Coupling



300# Galvanized Elbow



Dielectric Union



Steel Nipples



Brass Nipples

## Faucets



Padova



Crescendo



Portia



Positano



Builder Light



Classic



Value Engineered

## Plumbing Specialties



29-1003PX



SSF12



M350



TWB-100



SDBC 200



SS-100

For more information about our Extensive Product Lines visit our website at [www.matco-norca.com](http://www.matco-norca.com)

 **MATCO-NORCA**  
Global sourcing. National compliance. Local service.