

SPECIFICATIONS

Certifications/Qualifications

www.kichler.com/warranty

Dimensions

Weight	0.30 LBS
Length	12.00"
Width	0.50"

Light Source

Lamp Included	Not Included
---------------	--------------

Mounting/Installation

Interior/Exterior	Interior
Location Rating	Accessory, Listing Not Required

FIXTURE ATTRIBUTES



















Housing

Primary Material	STEEL
------------------	-------

Product/Ordering Information

SKU	2999CH
Finish	Chrome
Style	Other
UPC	783927212922

Finish Options

-  Antique Pewter
-  Architectural Bronze
-  Black
-  Brushed Natural Brass
-  Brushed Nickel
-  Champagne Gold
-  Chrome
-  Classic Bronze
-  Classic Gold
-  Classic Pewter
-  Distressed Black
-  Flat Grey
-  Fox Gold
-  Natural Brass
-  Olde Bronze
-  Polished Nickel
-  Satin Bronze
-  Weathered Zinc