

Item No.:	_____	Qty.:	_____
Model No.:	_____		
Project No.:	_____		



Specifications

Standard Under Counter Dish Table, straight design, right-to-left operation, 8" high backsplash with 2" return, 16 gauge stainless steel top & pre-rinse sink, galvanized legs with adjustable plastic feet (specify faucet hole location), NSF approved

Features

- 16 Ga. stainless steel
- Welded construction for consistent metal gauge thickness throughout
- 8" (203.2 mm) backsplash with tile edge for easy installation
- Drainboard dipped to fab for positive drainage
- Raised 1-1/2" (38.1 mm) diameter rolled edge
- 1-5/8" (41.3 mm) galvanized legs with 1" (25.4 mm) adjustable plastic feet

Standard Series Under Counter Dish Table

Standard Series Right-to-Left Straight Under Counter Dish Table

- ☐ UDT-50-RX
- ☐ UDT-60-RX

Options

- ☐ Stainless Steel H-frame Legs and Feet
- ☐ Rack Slides
- ☐ Scrap Baskets with Rack Slides
- ☐ Undershelves

* For additional available options, contact Elkay SSP

Materials

- Top: Bowl and backsplash are 16 gauge 300 series stainless steel
- Legs: 1-5/8" (41.3 mm) diameter heavy gauge galvanized tubing with galvanized leg gussets and high impact, corrosion resistant, adjustable 1" (25.4 mm) feet

Flyer Product

In keeping with our policy of continuing product improvement, Elkay SSP reserves the right to change product specifications without notice.



AUTOQUOTES



This specification describes an Elkay SSP product with design, quality and functional benefits to the user. When making a comparison of other producers' offerings, be certain these features are not overlooked.

Elkay SSP
421 N. Freya St.
Spokane, WA 99205
Phone: 800-726-0553 Fax: 509-535-1493

Website: www.sspinc.net
Email: sspsales@elkay.com
©2011 Elkay

Item No.: _____ Qty.: _____
Model No.: _____
Project No.: _____

Standard Series Under Counter Dish Table

Standard Series Right-to-Left Under Counter Soiled Dish Table

UDT
50" - 60"

Faucet Hole Options

Specify at time of ordering

Back Splash Mounted

(2) 1-1/8" Dia. holes, 8" on center
Reference Side View

Deck Mounted

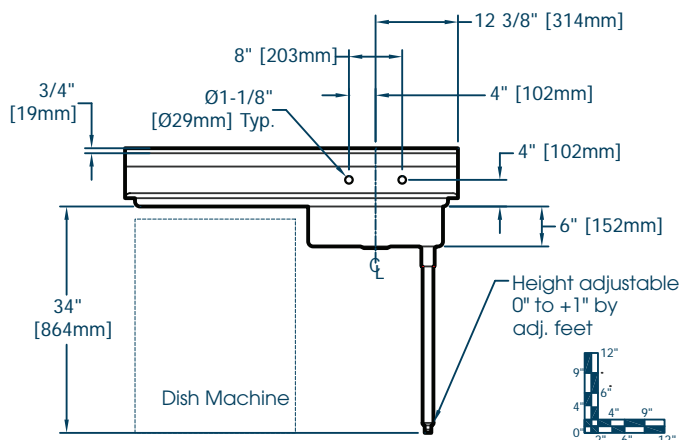
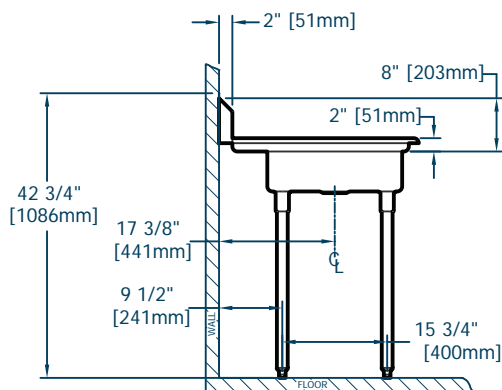
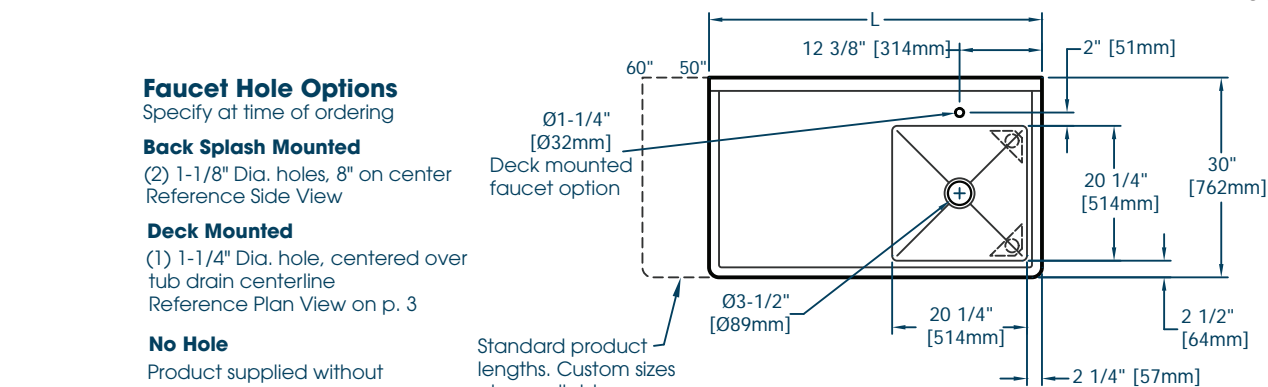
(1) 1-1/4" Dia. hole, centered over
tub drain centerline
Reference Plan View on p. 3

No Hole

Product supplied without
faucet hole drilling

Deck mounted
faucet option

Standard product lengths. Custom sizes also available.



Standard Under Counter Dish Tables																
Model Number	Bowl Dimensions						Overall Size						Drain		Weight	
	Width		Front-to-Back		Depth		Length		Width		Height		Location			
	A		B		D		L		W		H		DL		lbs.	kg
	in.	mm	in.	mm	in.	mm	in.	mm	in.	mm	in.	mm	in.	mm		
UDT - 50 - R X	20.25	514.4	20.25	514.4	6	152.4	50	1270	30	762	42.75	1086	17	441	68	31
UDT - 60 - R X	20.25	514.4	20.25	514.4	6	152.4	60	1524	30	762	42.75	1086	17	441	76	34

```

graph TD
    A[Flyer Product] --> B[Product Positioned Right of Dish Machine]
    A --> C[Length - in]
    C --> D[Under Counter Dish Table, Straight Design]
  
```