

ROOFING • WEED BURNING • THAWING

These torches can be used for roofing, heating, drying, weed burning and many other applications that require large volumes of heat. At the squeeze of a lever, operator can go from pilot flame to a full-brush flame as needed. Torches have adjustable pilot valve and stand. Heavy-duty, all brass regulator included with kits.

SINGLE TORCH KITS

KP-414M-H

Contents: AP-140M Igniter Torch, (26" Length)
HEF-25 Hose and EP-80G Regulator.

KP-145-H

Contents: AP-45 Detail Torch, (14" Length)
HEF-25 Hose, EP-80G Regulator and MP-1 Striker.



KP-414M-H (shown)

KP-145-H (shown)


COMBO TORCH KITS

KP-450QM-H

Contents: AP-140M Igniter Torch, AP-45 Detail Torch,
HEF-25 Hose, EP-80G Regulator,
BRS-776 quick disconnect
fittings and MP-1 Striker.


KP-450M-H

Contents: Same as KP-450QM-H
except without quick disconnect.



KP-450QM-H (shown)

TORCHES & PARTS




AP-140M

- Push button piezo ignition tip
- 500,000 BTU flame tip
- Swivel hose connection
- 26 Inches total length
- BPC-6M tip end



AP-45

- Short extension
- 60,000 BTU flame
- Swivel hose connection
- 14 Inches total length
- BPC-5 tip end



MP-19

Torch Stand

See regulators and hoses on page 15.