



All Refrigerator

FPRU19F8RF

18.6 Cu. Ft.



Shown with companion, All-Freezer model FPFU19F8RF and optional coordinated Dual 75" Louvered Trim Kit (TRIMKITEZ2).

Signature Features



PureAir Ultra® Filtration System

Fresh air offers great taste. PureAir Ultra® Filtration removes up to 7 times more odor than baking soda to keep ingredients tasting fresh.¹



SpacePro™ Shelving System

Offers quick access to fresh ingredients with organizational solutions designed for space optimization including SpacePro™ Door Bins, SpacePro™ Crisper Bins and SpacePro™ Full-Width Drawer.



Smudge-Proof™

Resists fingerprints and cleans easily.

Product Dimensions

Height (Cabinet Incl. Hinge)	70-5/8"
Width	32"
Depth (Including Door)	26-1/2"

More Easy-To-Use Features

Automatic Alerts

Alerts you if the door is left open, if the temperature rises or if the power goes out so your food stays at its optimal temperature.

SpacePro™ Crisper Bins

Keep a variety of foods fresh and easily accessible with our SpacePro™ Crisper Bins.

SpacePro™ Full-Width Drawer

Fits a variety of fresh foods for quick access.

SpacePro™ Shelving

Optimize your refrigerator space with adjustable shelving.

SpacePro™ Door Bins

Access fresh food from our adjustable gallon-size door bins quickly.

PowerBright™ LED Lighting


Find fresh foods quickly with PowerBright™ LED Lighting.

PrecisionPro Controls™

Adjust settings at the touch of a button.

Sabbath Mode (Star-K® Certified)

Available in:



Stainless
(F)

Optional Trim Kits

Single 79" Louvered or 75" Collar Trim Kit (TRIMKITEZ1)

Optional trim kit that is designed to provide a built-in look for the All Refrigerator. Install with louver for 79" fit or easy-to-remove louver for a 75" fitted collar look.

Dual 79" Louvered or 75" Collar Trim Kit (TRIMKITEZ2)

Optional trim kit that is designed to provide a built-in look for the All Refrigerator and All Freezer when the units are installed next to each other. Install with louver for 79" fit or easy-to-remove louver for a 75" fitted collar look.

¹Based on a six-hour closed door test of certain common odors in the fresh food compartment of a 21 Cu. Ft. refrigerator.

frigidaire.com

Features	
Door Design	Flat
Door Finish	Smudge-Proof™ Stainless Steel
Door Handle Design	Stainless Steel
Cabinet Finish	Grey
Door Hinge Covers	Hidden
Automatic Door Closer	Yes
Leveling System/Leveling Legs	Yes/4
Controls	
Controls	PrecisionPro™
Location of Controls	Inside Cabinet, on Top
Temperature Display C°/F°	Yes
Control Lock/Light	Yes/No
Temp Failure Alerts (Audible & Duration)	Yes
Door Ajar Alert (Audible)	Yes
Power Failure Alert (Duration)	Yes
Air Filter/Air Filter Change Indicator Light	PureAir Ultra®/Yes
Refrigerator Features	
Refrigerator Shelves	2 SpacePro™ Adjustable Glass
Full-Width Deli Drawer	1 SpacePro™
Full-Width Bottom Crisper	1 SpacePro™
Crisper Divider Quantity	2 (Per Crisper)
Full-Width Gallon Door Bin	2 Clear SpacePro™
Half-Width Liter Bin	4 Clear SpacePro™
Dairy Bin	1 Clear
Lighting	8-Point PowerBright™ LED
Optional Accessories	
Single Louvered Trim Kit	PN# TRIMKITEZ1
Dual Louvered Trim Kit	PN# TRIMKITEZ2
Certifications	
Sabbath Mode (Star-K® Certified)	Yes
Specifications	
Total Capacity (Cu. Ft.)	18.6
Shelf Area (Sq. Ft.)	20.6
Annual Energy (kWH)	331
Annual Energy Cost (.12/kWH)	\$40
Power Supply Connection Location	Right Bottom Rear
Voltage Rating	115V/60Hz/20A
Connected Load (kW rating) @ 115 Volts¹	0.55
Amps @ 115 Volts	15
Minimum Circuit Required (Amps)	20
Shipping Weight (Approx.)	245 Lbs.

¹An electrical supply with grounded three-prong receptacle is required. The power supply circuit must be installed in accordance with current edition of National Electrical Code (NFPA 70) and local codes & ordinances.

Optional Trim Kits

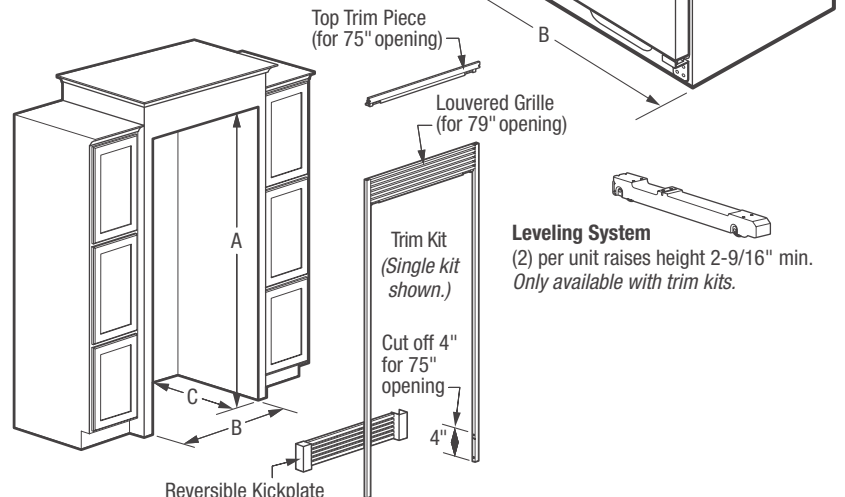
Kits include top and side trim pieces, louvered grille, reversible kickplate and leveling system to fit 75" or 79" opening height.

Single 79" Louvered or 75" Collar Trim Kit PN# TRIMKITEZ1

Dual 79" Louvered or 75" Collar Trim Kit PN# TRIMKITEZ2

(Includes hardware to secure side-by-side units together.)

Note: Both kits attach directly to cabinetry through top trim piece or louvered grille to stabilize unit(s).



NOTE: For planning purposes only. Always consult local and national electric and plumbing codes. Refer to Product Installation Guide for detailed installation instructions on the web at frigidaire.com.



Overall Exterior Dimensions	
A - Height (Incl. Door)/(Cabinet Incl. Hinge)	71-3/8" / 70-5/8"
B - Width	32"
C - Depth (Incl. Door)	26-1/2"
Depth with Door Open 90°	57-3/8"

Built-In Cutout Dimensions	
Single Unit without Trim Kit -	
A - Height	72"
B - Width	33"
C - Depth	25-1/4" min. ¹
Single Unit with Trim Kit & Leveling System -	
A - Height	75" or 79"
B - Width	33"
C - Depth	25-1/4" min. ¹

Built-In Cutout Dimensions	
Dual Unit² without Trim Kit -	
A - Height	72"
B - Width	66"
C - Depth	25-1/4" min. ¹
Dual Unit² with Trim Kit & Leveling System -	
A - Height	75" or 79"
B - Width	66"
C - Depth	25-1/4" min. ¹

¹Minimum depth from face of cabinet side panels and requires recessed electrical outlet.

²Side-by-Side

Accessories information available on the web at frigidaire.com

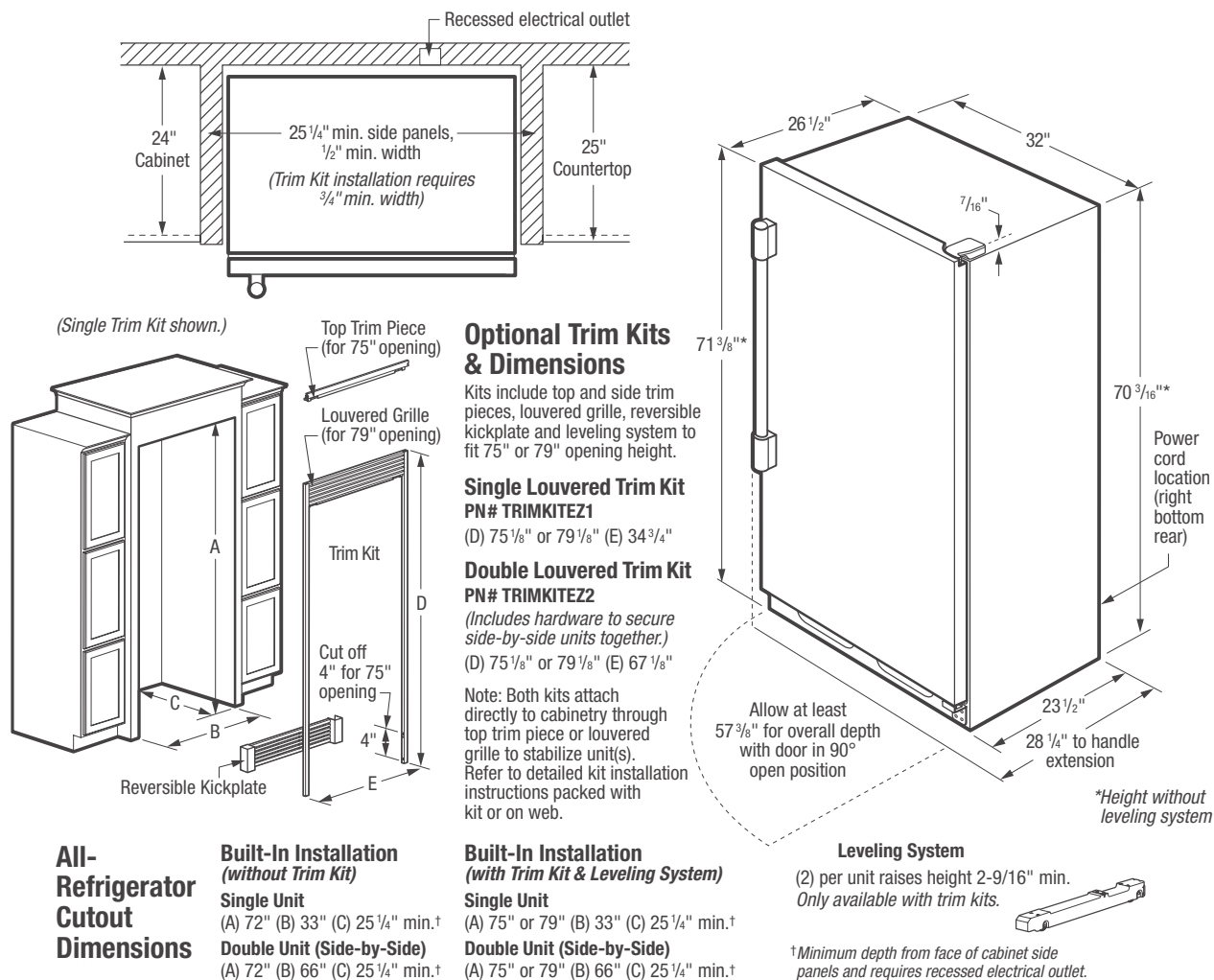
FRIGIDAIRE

USA • 10200 David Taylor Drive • Charlotte, NC 28262 • 1-800-FRIGIDAIRE • frigidaire.com
 CANADA • 5855 Terry Fox Way • Mississauga, ON L5V 3E4 • 1-800-265-8352 • frigidaire.ca

FPRU19F8R 07/15

© 2015 Electrolux Home Products, Inc.

Specifications subject to change.



Built-In All-Refrigerator Specifications

- Product Shipping Weight – 245 Lbs.
- An electrical supply with grounded three-prong receptacle is required. The power supply circuit must be installed in accordance with current edition of *National Electrical Code (NFPA 70)* and local codes & ordinances.
- Voltage Rating – 115V/60 Hz/20 Amps
- Connected Load (kW Rating) @ 115 Volts = 0.55 kW
- Amps @ 115 Volts = 15 Amps
- Always consult local and national electric codes.
- Minimum 25-1/4" depth requires recessed electrical outlet.
- To allow for ease of installation, tape excess power cord to back of unit.
- When installing refrigerator adjacent to wall, cabinet or other appliance that extends beyond front edge of unit, 20" minimum clearance recommended to allow for optimum 140° door swing, providing complete drawer / crisper access and removal. (*Absolute 4" minimum clearance will ONLY allow for 90° door swing which will provide limited drawer / crisper access with restricted removal.*)
- Minimum 3/8" clearance required for sides and top of refrigerator or freezer with 1" clearance at rear to allow for ease of installation, proper air circulation, and plumbing/electrical connections.
- To ensure optimum performance, (*do not install in areas where temperature drops below 55°F or rises above 110°F*) and avoid installing in direct sunlight or close proximity to range, dishwasher or other heat source.

- Refrigerator must be placed on level surface of hard material, same height as flooring. Surface must support approximately 800 lbs. when fully loaded. Unit equipped with 4-point leveling.

"Built-In Look" Specifications

- Minimum opening of 72" H x 33" W x 25-1/4" D required for single-unit "Built-In Look" installation; 66" W required for double-unit installation. (72" H to be measured from finished floor to underside of soffit or overhead cabinet.)
- Remove all wall/floor molding prior to built-in installation.

Optional Trim Kit Specifications

- If optional Single or Double Louvered Trim Kit is to be used, different cutout dimensions are required. Kit can be adapted to fit either 75" or 79" opening height. (*Refer to cutout dimensions on this page and detailed Louvered Trim Kit installation instructions included with kit or on web.*)
- Remove all wall / floor molding prior to built-in installation.

Note: For planning purposes only. Refer to Product Installation Guide on the web at frigidaire.com for detailed instructions.

Optional Accessories

- Single Louvered Trim Kit – (PN # TRIMKITEZ1).
- Double Louvered Trim Kit – (PN # TRIMKITEZ2).
- PureAdvantage® Air Filter Replacement Cartridge – (PN # 241754001).

FRIGIDAIRE

USA • 10200 David Taylor Drive • Charlotte, NC 28262 • 1-800-FRIGIDAIRE • frigidaire.com
CANADA • 5855 Terry Fox Way • Mississauga, ON L5V 3E4 • 1-800-265-8352 • frigidaire.ca

FPRU19F8R 07/15

© 2015 Electrolux Home Products, Inc.



Specifications
subject to change.