



Tresham®

48" x 36" Shower Base

K-1974



Features

- Integral flange.
- Center drain.
- Low threshold shower base.
- Textured bottom surface.
- One-piece construction.
- Coordinates with other products in the Tresham® collection.
- Coordinates with Choreograph™ walls.

Material

- Acrylic
- Reinforced with fiberglass (FRP).

Installation

- Alcove

Required Accessories

K- 9132 Shower Drain

Recommended Accessories

K- 1733 9 kW Steam Generator



Codes/Standards

CSA B45.5/IAPMO Z124

ASTM E162

ASTM E662







Greenguard UL 2818 - Gold

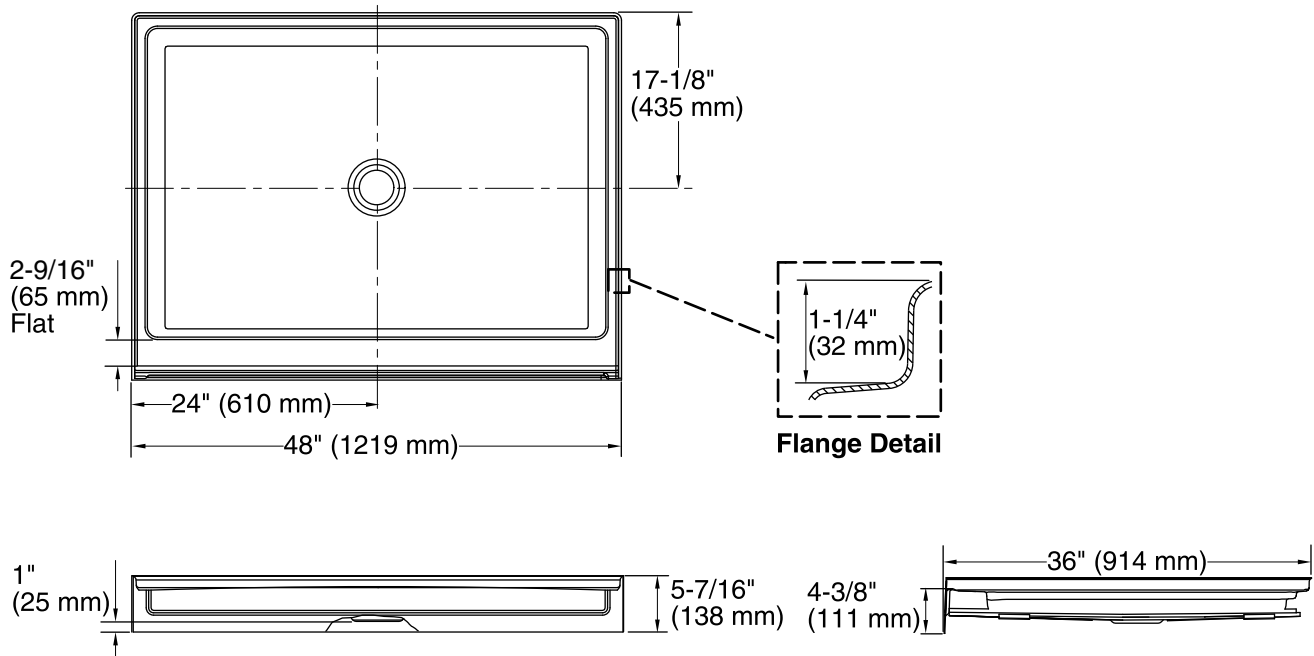
KOHLER® One-Year Limited Warranty

See website for detailed warranty information.

Available Color/Finishes

Color tiles intended for reference only.

Color	Code	Description
	0	White
	96	Biscuit
	47	Almond
	NY	Dune
	95	Ice™ Grey
	G9	Sandbar



Technical Information

All product dimensions are nominal.

Installation:	3-Wall Alcove
Drain location:	Center
Drain hole diameter:	3-3/8" (86 mm)
Weight:	52 lbs (23.6 kg)
Minimum floor load:	20 lbs/ft ² (97.6 kg/m ²)

Notes

Measure your actual product for rough-in details.

Install this product according to the installation instructions.

Shimming may be required between the stud frame and the fixture.

Stud opening tolerance is +1/4" (6 mm), -0" (0 mm).

KOHLER steam generator/control kit are designed for use with this product. Kohler Co. shall not be responsible for problems encountered due to the installation and use of other manufacturer's steam generators.