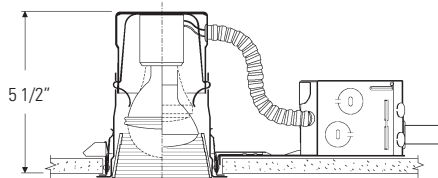
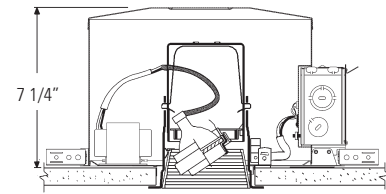


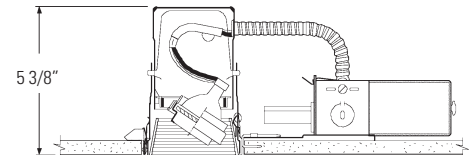
2005/2002P1
Standard Incandescent




2005/2003R
Lytefiring™ NON-IC
Remodeler Ring



2005/2004ICV/N
Lytefiring™ AirSeal® Insulated Ceiling 135°



2005/2000LVR
Remodeler Low Voltage 135°



2005/2000LVNT
Low Voltage Remote Transformer 135°

Complete Fixture consists of Reflector Trim & Frame-In Kit. Select each separately.

Reflector Trim	Frame-In Kit — See Individual Frame-In Kit Specification Sheets							
	Line Voltage				Low Voltage			
	Frame-In Kit	Install Type	Lamping	Height	Frame-In Kit	Installation Type	Lamping	Height
2005 Matte Black	2000P1	Non-IC	40W A19**	5 1/2"	2000LV	Standard Non-IC		5 3/8"
2005WH Matte White	2002P1	Standard Non-IC	75W R20, PAR16	5 1/2"	2000LVR	Remodeler Non-IC		5 3/8"
2005NM Matte Black w/Natural Metal™ Flange	2003R	Std. Non-IC Rem.	50W PAR20	5 1/2"	2000LVRE1	Remodeler Elec Low Voltage Non-IC		5 3/8"
2005BNM Natural Metal™ Baffle w/Natural Metal™ Flange	2000IC	IC		5 1/4"	2000LVE1	Electronic Low Voltage Non-IC 120V	20W-50W MR16	5 3/8"
	2000AIC	AirSeal®	50W R20 PAR20 45W PAR16	5 1/4"	2000LVE2	Electronic Low Voltage Non-IC 277V		5 3/8"
					2004ICV/N	Lytefiring AirSeal® IC		5 3/8"
					2000LVNT	Low Voltage Remote Transformer	20W-42W MR16	5 3/8"
					2000AICV	Lytefiring AirSeal® IC	20W-35W MR16	7 5/16"

* 60W A19 with 2003R

Features

- Reflector:** Hydroformed aluminum, .040" thick (18 ga.); matte white or Natural Metal™ trim flange.
- Step Baffle:** Aluminum with stepped conical surface for low brightness.
- Frame-In Kit:** (2002P1 standard frame shown.) Other frames shown on the right. See Frame-In Kit specification sheet for more detail.

Options & Accessories

- Lytegems®:** See 1300 Series Specification sheets.
- Retaining Clips:** **1955** - For Installing in Existing Ceiling
- Extra Thick Ceiling Mounting Ring:** **1967C** - Up to 2" thick ceiling

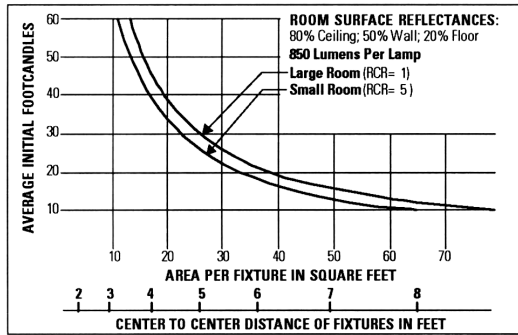
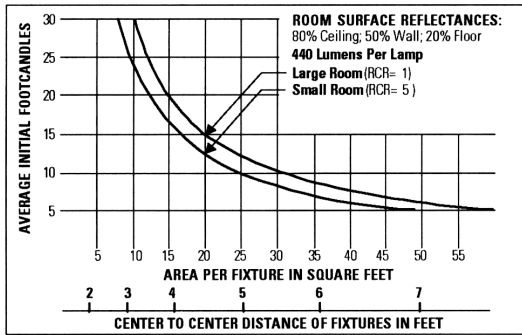
Labels

UL (Suitable for Damp Locations), I.B.E.W.

Job Information	Type:
Job Name:	
Cat. No.:	
Lamp(s):	
Notes:	

631 Airport Road, Fall River, MA 02720 • (508) 679-8131 • Fax (508) 674-4710
 We reserve the right to change details of design, materials and finish.
 www.lightolier.com © 2011 Philips Group • J0811

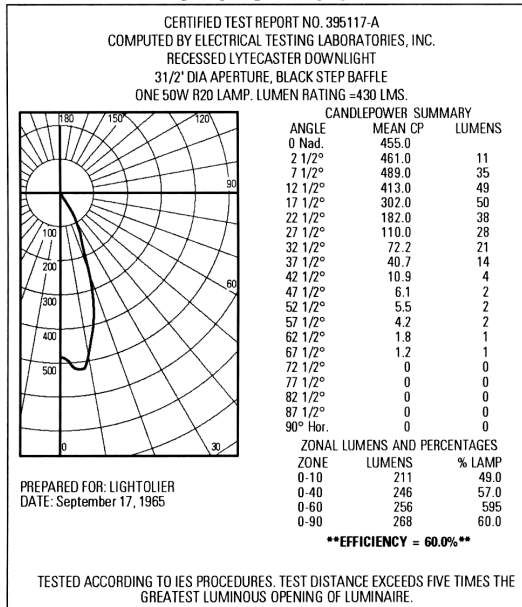
LINE VOLTAGE LAMPS



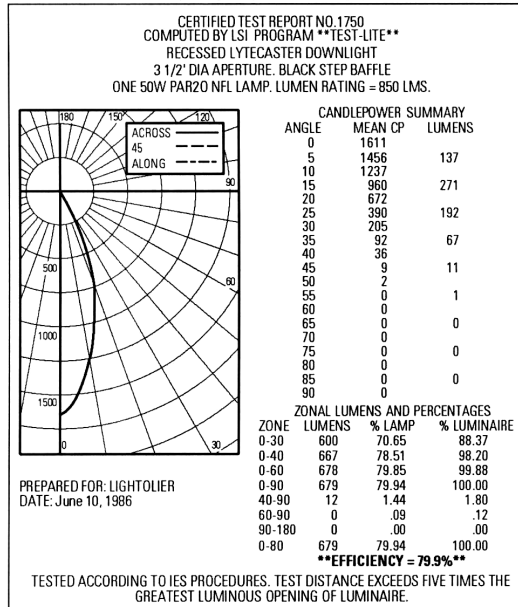
Use quick calculator chart 10 to determine the spacing of 50W R20 units (Black) for a desired level of illumination. Conversion Factors: 50W R20, White, F.C. x 1.6. 75W R20: Black, F.C. x 1.8; White, F.C. x 2.9. 40W A19 (S.R.=1.3): Black F.C. x 0.3; White, F.C. x 0.6.

Use quick calculator chart to determine the spacing of 50W PAR20 NFL units (Black) for a desired level of illumination. Conversion Factors: 50W PAR20 NFL, White, F.C. x 1.5. 75W PAR16 NFL: Black, F.C. x 1.5; White, F.C. x 1.65.

SPACING RATIO: 0.7



SPACING RATIO: 0.6



COEFFICIENTS OF UTILIZATION

ROOM CAVITY RATIO	% EFFECTIVE CEILING CAVITY REFLECTANCE															
	80				70				50				10			
	50	30	10	0	50	30	10	0	50	30	10	0	50	30	10	0
1	.66	.66	.65	.66	.65	.64	.64	.63	.62	.62	.61	.61	.60	.59	.59	.58
2	.64	.63	.61	.63	.62	.60	.62	.60	.59	.60	.59	.58	.58	.57	.57	.56
3	.62	.59	.58	.61	.59	.57	.50	.58	.56	.58	.56	.55	.57	.55	.55	.54
4	.59	.56	.54	.58	.56	.54	.57	.55	.54	.56	.54	.53	.55	.53	.52	.52
5	.56	.54	.52	.56	.53	.52	.56	.53	.51	.54	.52	.51	.53	.52	.50	.50
6	.54	.52	.50	.54	.51	.50	.53	.51	.49	.52	.50	.49	.52	.50	.49	.48
7	.52	.49	.48	.52	.49	.47	.51	.49	.47	.50	.48	.47	.50	.48	.47	.46
8	.50	.47	.46	.50	.47	.45	.49	.47	.45	.49	.47	.45	.48	.46	.45	.44
9	.48	.45	.44	.48	.45	.43	.47	.45	.43	.47	.45	.43	.45	.43	.43	.43
10	.46	.44	.42	.46	.44	.42	.46	.43	.42	.45	.43	.42	.45	.43	.42	.41

20% FLOOR CAVITY REFLECTANCE

Conversion Factors: 50W/75W R20: Black, C.U. x 1.0; White, C.U. x 1.6. 40W A19 (S.R.=1.3): Black, C.U. x 0.3; White, C.U. x 0.55.

COEFFICIENTS OF UTILIZATION

ROOM CAVITY RATIO	% EFFECTIVE CEILING CAVITY REFLECTANCE															
	80				70				50				10			
	50	30	10	0	50	30	10	0	50	30	10	0	50	30	10	0
1	.91	.89	.88	.89	.88	.87	.86	.85	.84	.83	.82	.82	.80	.80	.79	.78
2	.87	.85	.83	.85	.83	.82	.83	.81	.80	.81	.80	.78	.79	.78	.77	.76
3	.83	.81	.79	.82	.80	.78	.81	.78	.77	.79	.77	.76	.77	.76	.75	.74
4	.80	.77	.75	.80	.77	.75	.78	.76	.74	.77	.75	.73	.75	.74	.72	.71
5	.77	.74	.72	.77	.74	.72	.75	.73	.71	.74	.72	.70	.73	.71	.70	.69
6	.75	.72	.70	.74	.71	.69	.73	.71	.69	.72	.70	.68	.72	.69	.68	.67
7	.72	.69	.67	.72	.69	.67	.71	.68	.66	.70	.68	.66	.69	.67	.66	.65
8	.70	.67	.65	.69	.66	.64	.69	.66	.64	.68	.66	.64	.67	.65	.64	.63
9	.66	.64	.62	.67	.64	.62	.67	.64	.62	.66	.63	.62	.65	.63	.61	.61
10	.65	.62	.60	.65	.62	.60	.65	.62	.60	.64	.62	.60	.64	.61	.60	.59

20% FLOOR CAVITY REFLECTANCE

Conversion Factors: 50W PAR20 NFL: White, C.U. x 1.05. 75W PAR16 NFL: Black, C.U. x 1.0; White, C.U. x 1.15.

To convert lighting data for a lower wattage lamp of the **same type**, multiply footcandles (or candlepower) values by the ratio of the lumens of the two lamps. The coefficients of utilization remain the same.

Job Information Type:

631 Airport Road, Fall River, MA 02720 • (508) 679-8131 • Fax (508) 674-4710
We reserve the right to change details of design, materials and finish.
www.lightolier.com © 2011 Philips Group • J0811