

Pricing and Reference Guide for
Distributor

Distributor V-0413 R1115UPDT
Effective April 1, 2013
List Prices are in US Dollars
Prices Subject to Change
Without Notice
Terms 30 Days
www.bascoshowerdoor.com



SHOWER ENCLOSURES

Online Dealer Resources

www.bascoshowerdoor.com

Check Order Status at ebiz.mybasco

Features Include:

- Available 24 hrs/7 days a week
- Check Order Dates
- Product Details
- Shipping Information
- Carrier Tracking Numbers with automatic links to Package Tracking
- Password Protected (Contact Customer Service today to register)

Build Your Door – Efficiently lead your customer to the perfect enclosure with just a few clicks of the mouse. The pictures and graphics eliminate any confusion and make selecting the right door for the application quick and easy.

Manufactures Tub/Shower Cross Reference – Selling Basco doors with every tub and shower you offer has never been easier with over 35 manufacturers cross referenced in this convenient online reference.

Dealer Locator – Our dealer listing features distributors who display Basco products and provide installation services. Ask your representative about how to be included and start directing consumers in your region to your showroom.

Product Reference Documents – The most up-to-date Product Reference Guides, Price Lists, Literature and Measuring Guides can be viewed on screen or printed from the web.

Co-op Advertising – View samples of professionally designed consumer and trade ads that can be personalized with your company logo and contact information.

Customer Service Center

Call or fax for immediate service.

Customer Service & Technical Support

Direct Phone Line..... 1-800-45-BASCO (800-452-2726)
Customer Service Fax Line..... 1-800-989-1919
Technical Service Fax Line..... 1-888-405-2726

EMAIL:

Questions or Inquiries..... customerservice@bascoshowerdoor.com
To Receive a Quote quotes@bascoshowerdoor.com
To Place an Order..... orders@bascoshowerdoor.com

Table of Contents

Selling and Ordering

8-Step Selling Process	4
Ordering Examples.....	5

Tub & Shower Sliding Enclosures

Supreme Framed 2150, 3150	6 - 7
Deluxe Framed 6150, 7150	8 - 9
Celesta 3/8" Frameless 2850, 3850	10
Infinity 1/4" Frameless 4400, 4500	11
Classic Frameless 3400, 3500	12
Enclosures with End Panels	13
Fiberglass Modulares (Sterling • Aqua Glass • Aker • Kohler • Aquarius).	14 - 15
Seal Tight Steam Framed 2000, 3000, 3055.....	16

Swing Doors

Seal Tight Steam Continuous Hinge 18CS	17
Stationary Top Panel 400S	17
Hinged Top Panel 400H	17
Deluxe Framed Pivot 100, 200, 500	18 - 19
Deluxe Framed Continuous Hinge 110, 210, 510	20 - 21
Bi-Fold Framed 1100	22
Classic Frameless Pivot 3600	23
Classic Frameless Continuous Hinge 3610.....	23
Infinity 1/4" Frameless Continuous Hinge 1400, 1700, 1800	24 - 25
Infinity 1/4" Frameless Continuous Hinge French Doors 1022, 1422, 1722, 1822	26 - 27
Swing Doors for Fiberglass & Acrylic Modulares	28 - 29

Door And Panel Enclosures

Deluxe Framed/Classic Frameless Thinline, Pivot/Continuous Hinge 100, 700 Series, Infinity 1/4" Frameless Continuous Hinge 1400, 1700, 1800 Series.....	30 - 41
Door & Panel Enclosures for Fiberglass	42 - 43

Quick Ship

List of Ready to Ship In Stock Enclosures	44 - 45
-------------------------------------------------	---------

Index

Unit Number Index	46
-------------------------	----



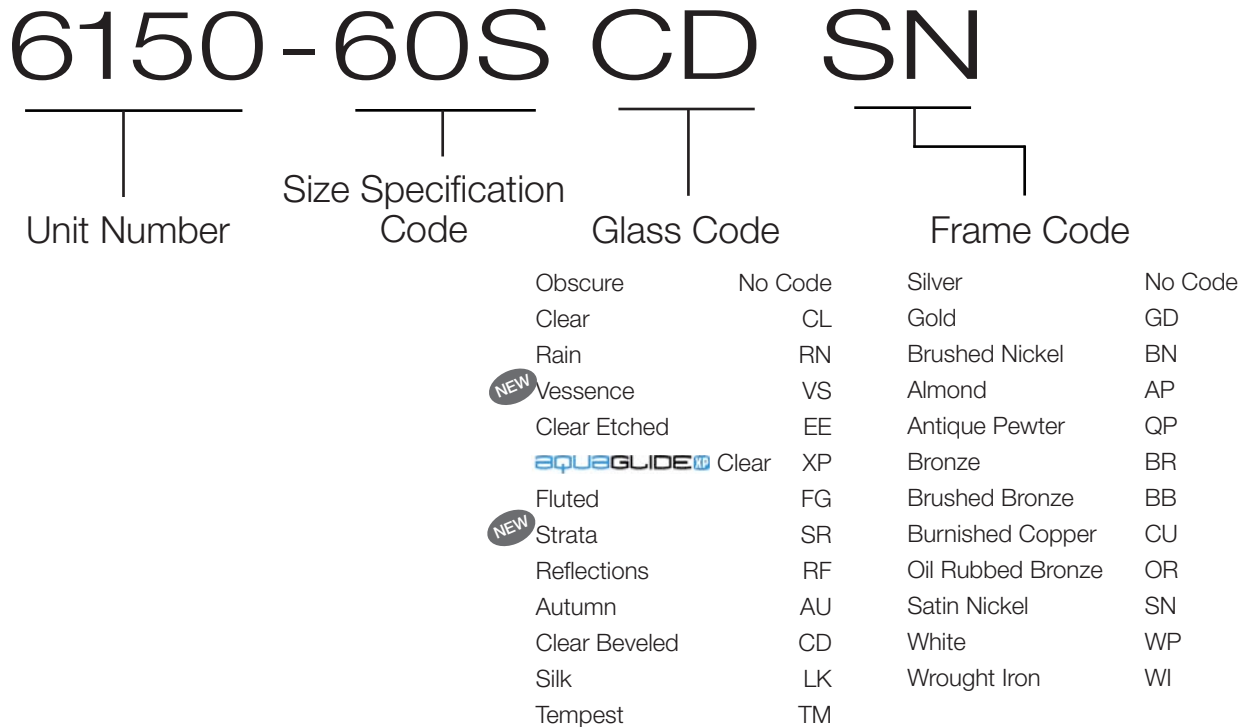
8-STEP SELLING PROCESS:

Selling Basco is made easy when you use the 8-Step Selling Process together with the point-of-purchase displays.

- Step #1: Determine the application.
Tub or shower?
- Step #2: Define the surface material.
- Step #3: For acrylic or fiberglass,
determine the manufacturer and
model number.
- Step #4: Review the models which fit the
customer's application.
- Step #5: Ask the customer to select the
type/model (Basco unit number).
- Step #6: Discuss glass and frame options;
make a selection.
- Step #7: Present the price and ask for the
order.
- Step #8: Determine the exact size and
finalize the order.

Ordering Examples

Build the complete model number by selecting a unit number, adding the glass code and then the frame code. Glass and Frame Options may differ for each unit. Please note available selections shown throughout this price list.



Examples:

6150-60SCDCU
Deluxe Sliding Tub Unit with 60" Width, 56" Height, Clear Beveled Glass, Burnished Copper Frame

735TMSN
Thinline Door & Panel Enclosure, Specify Opening, 72" Height, Tempest Glass, Satin Nickel Frame

Custom Enclosures:

Basco enclosures can be customized to fit your opening size. To order a height and/or width that is not included in the standard sizes, substitute the standard size specification code with **OO**, designate the desired height and width of your unit and add the variation to standard size adder for that unit. See below for examples. *Please refer to the individual unit pages for standard sizes, adder and limitations.*

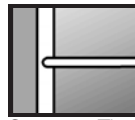
7150-OOCLOR 56" width, 76" height, Clear Glass, Oil Rubbed Bronze Frame, List price - \$1045 (\$765 standard 7150-48 price + \$280 variations to standard size adder).

510-OOBN 34" width, 72" height, Obscure Glass, Brushed Nickel Frame, List price - \$793 (\$557 standard 110 price + \$236 variations to standard size adder)

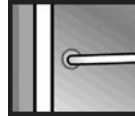
Sliding Tub Enclosures

Supreme Framed

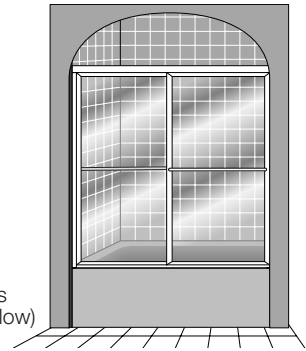
2150



Supreme Through the Rail Towel Bar (Standard)



Supreme Through the Glass Towel Bar (Option - See Below)



Unit No.	Fits Openings Between	Height	Glass Selections	Glass Code	Silver	Gold	Trends	Colours
			Obscure	No Code	\$782	\$830	\$1014	\$1101
2150-66	64"-66"	58 ¹ / ₄ "	NEW Clear Rain Vessence	CL RN VS	\$833	\$881	\$1065	\$1152
2150-66S	64"-66"	55 ³ / ₄ "	Clear Etched	EE	\$896	\$944	\$1128	\$1216
2150-64	61"-64"	58 ¹ / ₄ "	AQUAGLIDE Clear	XP	\$991	\$1039	\$1223	\$1310
2150-64S	61"-64"	55 ³ / ₄ "	Fluted Reflections Strata	FG RF SR	\$1171	\$1220	\$1403	\$1490
			Autumn Silk Tempest	AU LK TM	\$1190	\$1238	\$1422	\$1510
2150-60	56"-59"	58 ¹ / ₄ "	Obscure	No Code	\$719	\$766	\$901	\$979
2150-60S	56"-59"	55 ³ / ₄ "	Clear Rain Vessence	CL RN VS	\$775	\$823	\$958	\$1036
2150-56	54"-56"	58 ¹ / ₄ "	Clear Etched	EE	\$832	\$879	\$1015	\$1092
2150-56S	54"-56"	55 ³ / ₄ "	AQUAGLIDE Clear	XP	\$933	\$981	\$1116	\$1194
2150-54	52"-54"	58 ¹ / ₄ "	Fluted Reflections Strata	FG RF SR	\$1066	\$1113	\$1249	\$1327
2150-54S	52"-54"	55 ³ / ₄ "	Autumn Clear Beveled Silk Tempest	AU CD LK TM	\$1122	\$1169	\$1305	\$1382
2150-52	50"-52"	58 ¹ / ₄ "	Obscure	No Code	\$719	\$766	\$901	\$979
2150-52S	50"-52"	55 ³ / ₄ "	Clear Rain Vessence	CL RN VS	\$775	\$823	\$958	\$1036
2150-50	48"-50"	58 ¹ / ₄ "	Clear Etched	EE	\$832	\$879	\$1015	\$1092
2150-50S	48"-50"	55 ³ / ₄ "	AQUAGLIDE Clear	XP	\$933	\$981	\$1116	\$1194
2150-48	45"-47"	58 ¹ / ₄ "	Fluted Reflections Strata	FG RF SR	\$1066	\$1113	\$1249	\$1327
2150-48S	45"-47"	55 ³ / ₄ "	Autumn Clear Beveled Silk Tempest	AU CD LK TM	\$1122	\$1169	\$1305	\$1382
2150-42	40"-42"	58 ¹ / ₄ "	Obscure	No Code	\$719	\$766	\$901	\$979
2150-42S	40"-42"	55 ³ / ₄ "	Clear Rain Vessence	CL RN VS	\$775	\$823	\$958	\$1036
SCX629	Tub Filler	Cut To Size	Each (Add \$28.00 for taper)		\$76	\$86	\$105	\$115
SCX647	Wall Filler	Cut To Size	Each (Add \$28.00 for taper)		\$74	\$78	\$105	\$116

Options Units feature a Through-the-Rail towel bar. To substitute a Through-the-Glass towel bar prefix the unit number with the letter (T) and add \$132.00 list. **For example - T2150-60CLBN**

For any variation to standard sizes, or for perfect overlap, add \$280.00 to the 2150-60 list price and use unit number 2150-OO (number may be altered to best fit your specifications at time of order). Specify desired width & height. Please refer to page 5 for custom ordering examples. (Maximum size - 72" w x 64" h).

AQUAGLIDE (shown above in clear glass) is also available for all other glass patterns for an additional \$158.00 per unit. Prefix the Unit Number with the letters AG to select this option. **For example - AG2150-56FG**

Notes

If tub surface or walls are out of level beyond 3/8" purchase tapered fillers (see above) for proper fit. Please specify taper size when ordering and add \$28.00.

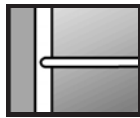
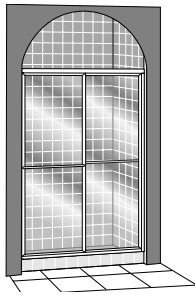
For additional units designed to fit specific fiberglass modulars, please see page 14.

Ordering Example

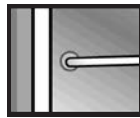
2150-60FGGD (Unit number, followed by glass selection code, then by frame color code.)

Frame Selection Codes

Anodized Finishes			
Silver	No Code	Gold	GD
Trends			
Brushed Nickel	BN	Oil Rubbed Bronze	OR
Antique Pewter	QP	Satin Nickel	SN
Colours			
Almond	AP	Burnished Copper	CU
Bronze	BR	White	WP
Brushed Bronze	BB	Wrought Iron	WI



Supreme Through the Rail Towel Bar (Standard)



Supreme Through the Glass Towel Bar (Option - See Below)

Sliding Shower Enclosures

Supreme Framed

3150

Unit No.	Fits Openings Between	Height	Glass Selections	Glass Code	Silver	Gold	Trends	Colours
3150-60	56"-59"	71 ¹ / ₄ "	Obscure	No Code	\$790	\$836	\$1021	\$1109
3150-60T	56"-59 ¹ / ₄ "	67 ³ / ₄ "	Clear Rain Vessence	CL	\$842	\$889	\$1074	\$1162
3150-60S	56"-59"	64 ¹ / ₄ "		RN				
3150-56	54"-56"	71 ¹ / ₄ "		VS				
3150-56T	54"-56"	67 ³ / ₄ "	Clear Etched	EE	\$905	\$951	\$1136	\$1224
3150-56S	54"-56"	64 ¹ / ₄ "	AQUAGLIDE Clear	XP	\$1000	\$1047	\$1232	\$1320
3150-54	52"-54"	71 ¹ / ₄ "	Fluted Reflections Strata	FG	\$1180	\$1226	\$1411	\$1499
3150-54T	52"-54"	67 ³ / ₄ "		RF				
3150-54S	52"-54"	64 ¹ / ₄ "		SR				
3150-52	49"-52"	71 ¹ / ₄ "	Autumn Clear Beveled Silk Tempest	AU	\$1235	\$1281	\$1466	\$1554
3150-52T	49"-51 ³ / ₈ "	67 ³ / ₄ "		CD				
3150-52S	49"-52"	64 ¹ / ₄ "		LK				
				TM				
3150-48	45"-47"	71 ¹ / ₄ "	Obscure	No Code	\$722	\$768	\$921	\$999
3150-48T	45"-47"	67 ³ / ₄ "	Clear Rain Vessence	CL	\$784	\$825	\$978	\$1056
3150-48S	45"-47"	64 ¹ / ₄ "		RN				
3150-46	44"-45 ³ / ₄ "	71 ¹ / ₄ "		VS				
3150-46T	44"-46 ¹ / ₄ "	67 ³ / ₄ "	Clear Etched	EE	\$836	\$881	\$1035	\$1113
3150-46S	44"-45 ³ / ₄ "	64 ¹ / ₄ "	AQUAGLIDE Clear	XP	\$942	\$983	\$1136	\$1214
3150-44	42"-44"	71 ¹ / ₄ "	Fluted Reflections Strata	FG	\$1058	\$1103	\$1256	\$1334
3150-44T	42"-44"	67 ³ / ₄ "		RF				
3150-44S	42"-44"	64 ¹ / ₄ "		SR				
3150-42	40"-42"	71 ¹ / ₄ "	Autumn Clear Beveled Silk Tempest	AU	\$1213	\$1258	\$1413	\$1490
3150-42T	40"-42"	67 ³ / ₄ "		CD				
3150-42S	40"-42"	64 ¹ / ₄ "		LK				
3150-40	38"-40"	71 ¹ / ₄ "		TM				
3150-40T	38"-40"	67 ³ / ₄ "						
3150-40S	38"-40"	64 ¹ / ₄ "						
SCX629	Curb Filler	Cut To Size	Each (Add \$28.00 for taper)		\$76	\$86	\$105	\$115
SCX647	Wall Filler	Cut To Size	Each (Add \$28.00 for taper)		\$74	\$78	\$105	\$116

Options Units feature a Through-the-Rail towel bar. To substitute a Through-the-Glass towel bar, prefix the unit number with the letter (T) and add \$132.00 list. **For example - T3150-48EEQP**

For any variation to standard sizes, or for perfect overlap, add \$280.00 to the 3150-48 list price and use unit number 3150-OO (number may be altered to best fit your specifications at time of order). Specify desired width & height. Please refer to page 5 for custom ordering examples. (Maximum size - 72"w x 80"h. Please contact Customer Service for height restrictions on oversize Clear Beveled units.)

AQUAGLIDE (shown above in clear glass) is also available for all other glass patterns for an additional \$158.00 per unit. Prefix the Unit Number with the letters AG to select this option. **For example - AG3150-56FG**

Notes

If shower surface or walls are out of level beyond 3/8", purchase tapered fillers (see above) for proper fit. Please specify taper size when ordering and add \$28.00.

For additional units designed to fit specific fiberglass modulares, please see page 14.

Ordering Example

3150-48TCLBB (Unit number, followed by glass selection code, then by frame color code.)


Frame Selection Codes

Anodized Finishes			
Silver	No Code	Gold	GD
Trends			
Brushed Nickel	BN	Oil Rubbed Bronze	OR
Antique Pewter	QP	Satin Nickel	SN
Colours			
Almond	AP	Burnished Copper	CU
Bronze	BR	White	WP
Brushed Bronze	BB	Wrought Iron	WI

Sliding Tub Enclosures

Deluxe Framed

6150



Unit No.	Fits Openings Between	Height	Glass Selections	Glass Code	Silver	Gold	Trends	Colours
			Obscure	No Code	\$619	\$671	\$860	\$983
6150-66	64"-66"	58 1/2"	NEW Clear Rain Vessence	CL RN VS	\$675	\$727	\$916	\$1039
6150-66S	64"-66"	56"	Clear Etched	EE	\$740	\$793	\$981	\$1105
6150-64	61"-64"	58 1/2"	AQUAGLIDE Clear	XP	\$833	\$885	\$1074	\$1197
6150-64S	61"-64"	56"	NEW Fluted Reflections Strata	FG RF SR	\$1035	\$1088	\$1276	\$1400
			Autumn Silk Tempest	AU LK TM	\$ 1056	\$1109	\$1297	\$1421
6150-60	56"-59"	58 1/2"	Obscure	No Code	\$479	\$533	\$676	\$777
6150-60S	56"-59"	56"	Obscure	No Code	\$479	\$533	\$676	\$777
6150-56	54"-56"	58 1/2"	Clear Rain Vessence	CL RN VS	\$540	\$594	\$737	\$838
6150-56S	54"-56"	56"	Clear Etched	EE	\$602	\$655	\$797	\$900
6150-54	52"-54"	58 1/2"	AQUAGLIDE Clear	XP	\$698	\$752	\$895	\$996
6150-54S	52"-54"	56"	Clear Etched	EE	\$602	\$655	\$797	\$900
6150-52	50"-52"	58 1/2"	AQUAGLIDE Clear	XP	\$698	\$752	\$895	\$996
6150-52S	50"-52"	56"	Clear Etched	EE	\$602	\$655	\$797	\$900
6150-50	48"-50"	58 1/2"	Fluted Reflections Strata	FG RF SR	\$851	\$905	\$1047	\$1149
6150-50S	48"-50"	56"	Fluted Reflections Strata	FG RF SR	\$851	\$905	\$1047	\$1149
6150-48	45"-47"	58 1/2"	Autumn Clear Beveled	AU CD	\$912	\$965	\$1108	\$1210
6150-48S	45"-47"	56"	Autumn Clear Beveled	AU CD	\$912	\$965	\$1108	\$1210
6150-42	40"-42"	58 1/2"	Silk Tempest	LK TM	\$912	\$965	\$1108	\$1210
6150-42S	40"-42"	56"	Silk Tempest	LK TM	\$912	\$965	\$1108	\$1210
SCX907	Tub Filler	Cut To Size	Each (Add \$28.00 for taper)		\$56	\$65	\$77	\$84
SCX850	Wall Filler	Cut To Size	Each (Add \$28.00 for taper)		\$55	\$62	\$74	\$81

Options For any variation to standard sizes, or for perfect overlap, add \$280.00 to the 6150-60 list price and use unit number 6150-OO (number may be altered to best fit your specifications at time of order). Specify desired width & height. Please refer to page 5 for custom ordering examples. (Maximum size - 72"w x 64"h).

AQUAGLIDE (shown above in clear glass) is also available for all other glass patterns for an additional \$158.00 per unit. Prefix the Unit Number with the letters AG to select this option. **For example - AG6150-48SAUAP**

Notes

If tub surface or walls are out of level beyond 3/8" purchase tapered fillers (see above) for proper fit. Please specify taper size when ordering and add \$28.00.

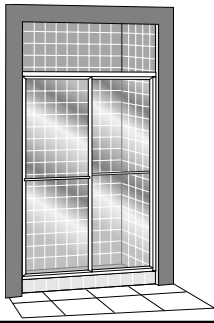
For additional units designed to fit specific fiberglass modulars, please see page 14.

Ordering Example

6150-56SRNAP (Unit number, followed by glass selection code, then by frame color code.)

Frame Selection Codes

Anodized Finishes			
Silver	No Code	Gold	GD
Trends			
Brushed Nickel	BN	Oil Rubbed Bronze	OR
Antique Pewter	QP	Satin Nickel	SN
Colours			
Almond	AP	Burnished Copper	CU
Bronze	BR	White	WP
Brushed Bronze	BB	Wrought Iron	WI



Sliding Shower Enclosures

Deluxe Framed

7150

Unit No.	Fits Openings Between	Height	Glass Selections	Glass Code	Silver	Gold	Trends	Colours
7150-60	56"-59"	71½"	Obscure	No Code	\$590	\$657	\$830	\$955
7150-60T	56"-59¼"	68"	Clear	CL				
7150-60S	56"-59"	64½"	Rain Vessence	RN VS	\$646	\$713	\$887	\$1012
7150-56	54"-56"	71½"	NEW Clear Etched	EE	\$711	\$777	\$952	\$1076
7150-56T	54"-56"	68"						
7150-56S	54"-56"	64½"	AQUAGLIDE® Clear	XP	\$804	\$871	\$1045	\$1170
7150-54	52"-54"	71½"	Fluted	FG				
7150-54T	52"-54"	68"	Reflections	RF	\$1005	\$1071	\$1246	\$1370
7150-54S	52"-54¼"	64½"	NEW Strata	SR				
7150-52	49"-52"	71½"	Autumn	AU				
7150-52T	49"-51¾"	68"	Clear Beveled	CD	\$1065	\$1131	\$1306	\$1431
7150-52S	49"-52"	64½"	Silk Tempest	LK TM				
7150-48	45"-47"	71½"	Obscure	No Code	\$496	\$564	\$704	\$811
7150-48T	45"-48"	68"						
7150-48S	45"-47"	64½"	Clear	CL				
7150-46	44"-45¾"	71½"	Rain Vessence	RN VS	\$557	\$626	\$765	\$872
7150-46T	44"-46¼"	68"	NEW Clear Etched	EE	\$616	\$685	\$824	\$931
7150-46S	44"-45¾"	64½"						
7150-44	42"-44"	71½"	AQUAGLIDE® Clear	XP	\$715	\$784	\$923	\$1030
7150-44T	42"-44"	68"						
7150-44S	42"-44"	64½"	Fluted	FG				
7150-42	40"-42"	71½"	Reflections	RF	\$855	\$923	\$1062	\$1169
7150-42T	40"-42"	68"	NEW Strata	SR				
7150-42S	40"-42"	64½"	Autumn	AU				
7150-40	38"-40"	71½"	Clear Beveled	CD	\$1022	\$1091	\$1230	\$1337
7150-40T	38"-40"	68"	Silk	LK				
7150-40S	38"-40"	64½"	Tempest	TM				
SCX907	Tub Filler	Cut To Size	Each (Add \$28.00 for taper)		\$56	\$65	\$77	\$84
SCX850	Wall Filler	Cut To Size	Each (Add \$28.00 for taper)		\$55	\$62	\$74	\$81

Options For any variation to standard sizes, or for perfect overlap, add \$280.00 to the 7150-48 list price and use unit number 7150-00 (number may be altered to best fit your specifications at time of order). Specify desired width & height. Please refer to page 5 for custom ordering examples. (Maximum size - 72" w x 80" h. Please contact Customer Service for height restrictions on oversize Clear Beveled units.)

AQUAGLIDE® (shown above in clear glass) is also available for all other glass patterns for an additional \$158.00 per unit. Prefix the Unit Number with the letters AG to select this option. **For example - AG7150-60TAU**

Notes

If shower surface or walls are out of level beyond 3/8" purchase tapered fillers (see above) for proper fit. Please specify taper size when ordering and add \$28.00.


For additional units designed to fit specific fiberglass modulares, please see page 14.

Ordering Example

7150-60CLBN (Unit number, followed by glass selection code, then by frame color code.)

Frame Selection Codes

Anodized Finishes			
Silver	No Code	Gold	GD
Trends			
Brushed Nickel	BN	Oil Rubbed Bronze	OR
Antique Pewter	QP	Satin Nickel	SN
Colours			
Almond	AP	Burnished Copper	CU
Bronze	BR	White	WP
Brushed Bronze	BB	Wrought Iron	WI



Sliding Tub/Shower Enclosures

Celesta 3/8" Frameless

Featuring Metal Towel Bars

Unit No.	Fits Openings Between	Height	Glass Selections	Glass Code	Silver	Gold	Trends	Colours
Value-Priced Tub Selection			Clear	CL	\$810	\$843	\$952	\$1156
2850-60	56"-60"	58 ¹ / ₄ "	AQUAGLIDE XP Clear	XP	\$968	\$1001	\$1110	\$1314

Additional size available. Please see below.

Tub			Clear	CL	\$1033	\$1066	\$1174	\$1379
2850-60	56"-60"	58 ¹ / ₄ "	Rain	RN				
			Silk	LK	\$1168	\$1201	\$1309	\$1514
2850-56	52"-56"	58 ¹ / ₄ "	NEW Strata	SR				
			NEW Vessence	VS				
			AQUAGLIDE XP Clear	XP	\$1191	\$1224	\$1332	\$1537
			Tempest	TM	\$1431	\$1464	\$1572	\$1777

Value-Priced Shower Selection

3850-60 56"-60" 71¹/₄"

Additional sizes available. Please see below.

Clear	CL	\$880	\$924	\$1022	\$1262
AQUAGLIDE XP Clear	XP	\$1038	\$1082	\$1180	\$1420

Shower			Clear	CL	\$1176	\$1272	\$1316	\$1558
3850-60	56"-60"	71 ¹ / ₄ "	Rain	RN				
3850-60S	56"-60"	64 ³ / ₄ "	Silk	LK	\$1337	\$1433	\$1477	\$1719
3850-56	52"-56"	71 ¹ / ₄ "	NEW Strata	SR				
			NEW Vessence	VS				
3850-56S	52"-56"	64 ³ / ₄ "	AQUAGLIDE XP Clear	XP	\$1334	\$1430	\$1474	\$1716
			Tempest	TM	\$1651	\$1747	\$1791	\$2033

Value-Priced Shower Selection

3850-48 44"-48" 71¹/₄"

Additional size available. Please see below.

Clear	CL	\$770	\$814	\$912	\$1135
AQUAGLIDE XP Clear	XP	\$928	\$972	\$1070	\$1293

Shower			Clear	CL	\$1047	\$1091	\$1189	\$1412
3850-48	44"-48"	71 ¹ / ₄ "	Rain	RN				
3850-48S	44"-48"	64 ³ / ₄ "	Silk	LK	\$1182	\$1226	\$1324	\$1547
			NEW Strata	SR				
			NEW Vessence	VS				
			AQUAGLIDE XP Clear	XP	\$1205	\$1249	\$1347	\$1570
			Tempest	TM	\$1445	\$1489	\$1587	\$1810

SCX629	Tub/Curb Filler	Cut To Size	Each (Add \$28.00 for taper)	\$76	\$86	\$105	\$115
SCX647	Wall Filler	Cut To Size	Each (Add \$28.00 for taper)	\$74	\$78	\$105	\$116

Options For any variation to standard sizes add \$471.00 to the 2850-56 or 3850-48S list price and use unit number 2850-00 or 3850-00 (number may be altered to best fit your specifications at time of order). Specify desired width & height. Please refer to page 5 for custom ordering examples. (Max. size - 34 sq. ft., 72" w or 80" h)

Units feature two Celesta Towel Bars. You may substitute single sided Celesta Handles or Celesta Knobs at no additional charge (showerhead side is required). *No substitutions for value priced units.*

AQUAGLIDE XP (shown above in clear glass) is also available for all other glass patterns for an additional \$158.00 per unit. Prefix the Unit Number with the letters AG to select this option. **Example - AG2850-60RNGD**

Notes


If tub/shower surface or walls are out of level beyond ³/₈" purchase tapered fillers (see above) for proper fit. Please specify taper size when ordering and add \$28.00.

Ordering Example

2850-60VSWI (Unit number, followed by glass selection code, then by frame color code.)

Frame Selection Codes

Anodized Finishes			
Silver	No Code	Gold	GD
Trends			
Brushed Nickel	BN	Oil Rubbed Bronze	OR
Antique Pewter	QP	Satin Nickel	SN
Colours			
Almond	AP	Burnished Copper	CU
Bronze	BR	White	WP
Brushed Bronze	BB	Wrought Iron	WI



Sliding Tub/Shower Enclosures

Infinity 1/4" Frameless

4400/4500

Unit No.	Fits Openings Between	Height	Glass Selections	Glass Code	Silver	Gold	Trends	Colours
Tub			Clear	CL	\$672	\$773	\$984	\$1078
4400-60	56"-58 1/2"	57"	AQUAGLIDE Clear	XP	\$830	\$931	\$1142	\$1236
4400-60S	56"-58 1/2"	56"						
4400-56	52"-56"	57"	Clear Etched	EE				
4400-56S	52"-56"	56"	Rain	RN	\$888	\$989	\$1199	\$1292
4400-52	48"-52"	57"	NEW Vessence	VS				
4400-48	44"-48"	57"	Fluted Reflections	FG RF	\$1157	\$1258	\$1468	\$1562
Shower			NEW Strata	SR				
4500-48	44"-47"	70"						
4500-48S	44"-47"	65 1/2"	Autumn	AU				
4500-44	40"-44"	70"	Clear Beveled	CD	\$1323	\$1425	\$1635	\$1729
4500-44S	40"-44"	65 1/2"	Silk	LK				
4500-40	38"-40"	70"	Tempest	TM				
4500-40S	38"-40"	65 1/2"						

			Clear	CL	\$811	\$953	\$1136	\$1226
			AQUAGLIDE Clear	XP	\$969	\$1111	\$1294	\$1384
Shower			Clear Etched	EE				
4500-60	56"-58 1/2"	70"	Rain	RN	\$1023	\$1166	\$1349	\$1438
4500-60S	56"-58 1/2"	65 1/2"	NEW Vessence	VS				
4500-56	52"-56"	70"	Fluted Reflections	FG RF	\$1320	\$1463	\$1646	\$1735
4500-56S	52"-56"	65 1/2"	NEW Strata	SR				
4500-52	48"-52"	70"						
4500-52S	48"-52"	65 1/2"	Autumn	AU	\$1484	\$1627	\$1809	\$1899
			Clear Beveled	CD				
			Silk	LK				
			Tempest	TM				

SCX907	Tub Filler	Cut To Size	Each (Add \$28.00 for taper)	\$56	\$65	\$77	\$84
SCX850	Wall Filler	Cut To Size	Each (Add \$28.00 for taper)	\$55	\$62	\$74	\$81

Options	
	Units feature a traditional Through-the-Glass towel bar. To substitute an Arched towel bar, prefix the unit number with the letter (T) and add \$132.00 list. For example - T4500-56FGSN
	Pull handles replace towel bars on Clear Beveled Glass. To substitute pull handles on all other glass options, add \$132.00 list for aluminum pull that matches frame color (SC4570) and specify at time of order. Showerhead side is required for pull handle option.
	For any variation to standard sizes add \$280.00 to the 4400-60 or 4500-48 list price and use unit number 4400-OO or 4500-OO (number may be altered to best fit your specifications at time of order). Specify desired width & height. Please refer to page 5 for custom ordering examples. (Maximum size tub - 72"w x 62"h; shower - 60"w x 70"h or 48"w x 78"h. Please contact Customer Service for height restrictions on oversize Clear Beveled units.)
	AQUAGLIDE (shown above in clear glass) is also available for all other glass patterns for an additional \$158.00 per unit. Prefix the Unit Number with the letters AG to select this option. Example - AG4500-60FGGD

Notes

If tub/shower surface or walls are out of level beyond 3/8", purchase tapered fillers (see above) for proper fit. Please specify taper size when ordering. and add \$28.00.

Ordering Example

4400-52CLBR (Unit number, followed by glass selection code, then by frame color code.)

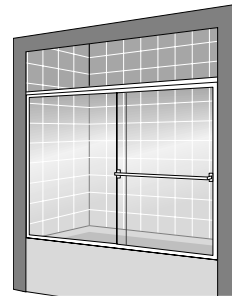
Frame Selection Codes

Anodized Finishes			
Silver	No Code	Gold	GD
Trends			
Brushed Nickel	BN	Oil Rubbed Bronze	OR
Antique Pewter	QP	Satin Nickel	SN
Colours			
Almond	AP	Burnished Copper	CU
Bronze	BR	White	WP
Brushed Bronze	BB	Wrought Iron	WI

Sliding Tub/Shower Enclosures

Classic Frameless

3400/3500



Unit No.	Fits Openings Between	Height	Glass Selections	Glass Code	Silver	Gold	Trends	Colours
Tub			Obscure	No Code	\$440	\$501	\$569	\$642
3400-60	56"-60"	57"	Clear Rain	CL RN	\$503	\$563	\$632	\$705
3400-60S	56"-60"	56"						
3400-56	52"-56"	57"	Clear Etched	EE	\$541	\$601	\$669	\$743
3400-56S	52"-56"	56"						
3400-52	48"-52"	57"	AQUAGLIDE [®] Clear	XP	\$661	\$721	\$790	\$863
3400-48	44"-48"	57"						

Shower			Obscure	No Code	\$562	\$641	\$723	\$812
3500-60	56"-60"	70"	Clear Rain	CL RN	\$617	\$699	\$780	\$869
3500-60T	56"-60"	68"						
3500-56	52"-56"	70"	Clear Etched	EE	\$660	\$742	\$823	\$912
3500-56T	52"-56"	68"						
3500-56S	52"-56"	65 1/2"	AQUAGLIDE [®] Clear	XP	\$775	\$857	\$938	\$1027
3500-52	48"-52"	70"						
3500-52T	48"-52"	68"						
3500-52S	48"-52"	65 1/2"						

Shower			Obscure	No Code	\$444	\$517	\$572	\$682
3500-48	44"-47"	70"	Clear Rain	CL RN	\$506	\$579	\$634	\$744
3500-48T	44"-47"	68"						
3500-48S	44"-47"	65 1/2"	Clear Etched	EE	\$543	\$617	\$671	\$782
3500-44	40"-44"	70"						
3500-44T	40"-44"	68"	AQUAGLIDE [®] Clear	XP	\$664	\$737	\$792	\$902
3500-44S	40"-44"	65 1/2"						
3500-40	38"-40"	70"						
3500-40T	38"-40"	68"						
3500-40S	38"-40"	65 1/2"						

SCX907	Tub Filler	Cut To Size	Each (Add \$28.00 for taper)	\$56	\$65	\$77	\$84
SCX850	Wall Filler	Cut To Size	Each (Add \$28.00 for taper)	\$55	\$62	\$74	\$81
SC7282	Towel Bar Assembly		Each	\$66	\$72	\$81	\$90

Options 3400/3500 Units are supplied with one towel bar. An additional towel bar can be added by purchasing an SC7282 (see above).

For any variation to standard sizes add \$280.00 to the 3400-60 or 3500-48 list price and use unit number 3400-OO or 3500-OO (number may be altered to best fit your specifications at time of order). Specify desired width & height. Please refer to page 5 for custom ordering examples. (Maximum size tub - 72"w x 62"h; shower - 70"w x 66"h; 48"w x 80"h.)

AQUAGLIDE[®] (shown above in clear glass) is also available for all other glass patterns for an additional \$158.00 per unit. Prefix the Unit Number with the letters AG to select this option. **For example - AG3500-40SXPA**

Notes

If tub/shower surface or walls are out of level beyond 3/8" purchase tapered fillers (see above) for proper fit. Please specify taper size when ordering and add \$28.00.

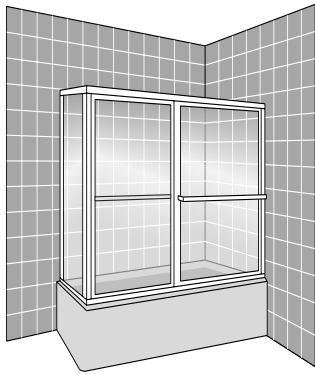
For additional units designed to fit specific fiberglass modulares, please see page 14.

Ordering Example

3400-60EEGD (Unit number, followed by glass selection code, then by frame color code.)

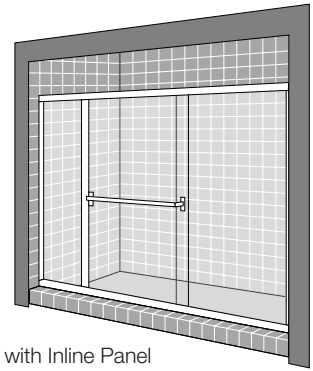
Frame Selection Codes

Anodized Finishes			
Silver	No Code	Gold	GD
Trends			
Brushed Nickel	BN	Oil Rubbed Bronze	OR
Antique Pewter	QP	Satin Nickel	SN
Colours			
Almond	AP	Burnished Copper	CU
Bronze	BR	White	WP
Brushed Bronze	BB	Wrought Iron	WI



6151 with 90° Return Panel

Sliding Tub/Shower Enclosures with End Panels



3503 with Inline Panel

Unit No.	Style	Centerline Up To:	Height	Silver/ Obscure	Gold/ Obscure	Trends/ Obscure	Colours/ Obscure
Tub with 90° Return Panel							
2151	Supreme	60" x 40"	58 1/4"	\$1707	\$1866	\$2335	\$2522
6151	Deluxe	60" x 40"	58 1/2"	\$1350	\$1384	\$1706	\$1871
3401	Classic	60" x 40"	57"	\$1081	\$1207	\$1349	\$1667
4401*	Infinity	60" x 40"	57"	\$1512	\$1655	\$2162	\$2393
Shower with 90° Return Panel							
3151	Supreme	60" x 40"	71 1/4"	\$1784	\$2000	\$2445	\$2639
7151	Deluxe	60" x 40"	71 1/2"	\$1319	\$1464	\$1808	\$1988
3501	Classic	60" x 40"	70"	\$1137	\$1273	\$1414	\$1703
4501*	Infinity	60" x 40"	70"	\$1628	\$1773	\$2218	\$2465
Tub with Inline Panel							
6153	Deluxe	60" x 24"	58 1/2"	\$1150	\$1269	\$1574	\$1731
3403	Classic	60" x 24"	57"	\$1013	\$1103	\$1247	\$1527
4403*	Infinity	60" x 24"	57"	\$1409	\$1552	\$2011	\$2231
Shower with Inline Panel							
7153	Deluxe	60" x 24"	71 1/2"	\$1244	\$1367	\$1700	\$1866
3503	Classic	60" x 24"	70"	\$1137	\$1242	\$1389	\$1718
4503*	Infinity	60" x 24"	70"	\$1466	\$1602	\$2095	\$2322

Additional Glass Options

Style	Code	Add to Obscure List Price
Clear	CL	\$137 Per Unit
Rain	RN	\$240 Per Unit
NEW Vessence	VS	\$240 Per Unit
Clear Etched	EE	\$240 Per Unit
AQUAGLIDE Clear	XP	\$294 Per Unit
Fluted**	FG	\$493 Per Unit
Reflections**	RF	\$493 Per Unit
NEW Strata**	SR	\$493 Per Unit
Clear Beveled***	CD	\$521 Per Unit
Silk**	LK	\$818 Per Unit
Autumn**	AU	\$818 Per Unit
Tempest**	TM	\$818 Per Unit

* Pricing for Infinity unit is for Clear Glass. Obscure is not available.

** Not available in 3400/3500.

*** Design on Door Panels Only - Not available in 3400/3500.

Options For any variation to standard sizes add \$280.00 to the list price and specify desired width & height. Please refer to page 5 for custom ordering examples. (Please refer to individual style pages for maximum sizes and restrictions.)

Buttress - add \$63.00 to list

AQUAGLIDE (shown here in clear glass) is also available for all other glass patterns for an additional \$158.00 per unit. Prefix the Unit Number with the letters AG to select this option.

Frame Selection Codes

Anodized Finishes			
Silver	No Code	Gold	GD
Trends			
Brushed Nickel	BN	Oil Rubbed Bronze	OR
Antique Pewter	QP	Satin Nickel	SN
Colours			
Almond	AP	Burnished Copper	CU
Bronze	BR	White	WP
Brushed Bronze	BB	Wrought Iron	WI

Sliding Enclosures For Fiberglass Modules

Model #	Modular Opening W" x H"	Frame Selection	Basco Unit #	Height	Unit Supplied With:	Silver/ Obscure	Gold/ Obscure	Trends/ Obscure	Colours/ Obscure
OCSS48	43 ¹ / ₂ " x 66 ¹ / ₂ "	Supreme	3150-44OC	64 ¹ / ₄ "	Tapered Fillers	\$835	\$880	\$1034	\$1112
Advantage 48		Deluxe	7150-44OC	64 ¹ / ₂ "	Tapered Jambs	\$556	\$624	\$788	\$871
62030100		LOGiK***	9775-44SOC	64 ¹ / ₄ "	Tapered Jambs	\$369	-	\$430	-
		Infinity	4500-44OC*	65 ¹ / ₂ "	Tapered Jambs	\$727	\$828	\$1039	\$1132
		Classic	3500-44OC	65 ¹ / ₂ "	Tapered Jambs	\$504	\$578	\$633	\$743
OCSS60	55 ⁵ / ₁₆ " x 70 ¹ / ₂ "	Supreme	3150-56OC	69 ³ / ₄ "	Tapered Fillers	\$901	\$948	\$1132	\$1221
Advantage 60		Deluxe	7150-56OC	68"	Tapered Jambs	\$651	\$719	\$921	\$1017
62040100		LOGiK***	9775-56TOC	67 ³ / ₄ "	Tapered Jambs	\$393	-	\$454	-
		Infinity	4500-56OC*	70"	Tapered Jambs	\$866	\$1007	\$1190	\$1280
		Classic	3500-56OC	70"	Tapered Jambs	\$620	\$701	\$783	\$871
V60HG	54 ³ / ₄ " x 57 ⁷ / ₈ "	Deluxe	6150-56SOC	56"	Tapered Jambs	\$539	\$593	\$760	\$837
		LOGiK***	8775-56SOC	55 ³ / ₄ "	Tapered Jambs	\$347	-	\$415	-
		Infinity	4400-56OC*	57"	Tapered Jambs	\$727	\$835	\$1058	\$1159
		Classic	3400-56OC	57"	Tapered Jambs	\$498	\$533	\$626	\$700
71120110/20	57 ¹¹ / ₁₆ " x 55"	Deluxe	6150-58EN	55"	No Taper Required	\$479	\$533	\$676	\$777
71220110/20		LOGiK***	8775-58EN	55"	No Taper Required	\$292	-	\$341	-
71120112		Infinity	4400-58EN*	55"	No Taper Required	\$672	\$773	\$984	\$1078
71220112/22 Ensemble		Classic	3400-58EN	55"	No Taper Required	\$440	\$501	\$569	\$642
72270100 Accord	56 ⁵ / ₈ " x 70 ¹ / ₂ "	Supreme	3150-57ST	67 ³ / ₄ "	No Taper Required	\$790	\$836	\$1021	\$1109
72130100 Ensemble		Deluxe	7150-57T	68"	No Taper Required	\$590	\$657	\$830	\$955
72230100 Ensemble		LOGiK***	9775-57T	67 ³ / ₄ "	No Taper Required	\$335	-	\$395	-
72170110 Ensemble		Infinity	4500-56EN*	70"	No Taper Required	\$811	\$953	\$1136	\$1226
72170120 Ensemble		Classic	3500-56EN	70"	No Taper Required	\$560	\$641	\$723	\$812
72110100,	38 ⁵ / ₈ " x 70 ¹ / ₂ "	Infinity	4500-40EN*	70"	No Taper Required	\$672	\$773	\$984	\$1078
72210100 Ensemble		Classic	3500-40EN	70"	No Taper Required	\$444	\$517	\$572	\$682
		LOGiK***	9775-40TEN	67 ³ / ₄ "	No Taper Required	\$311	-	\$371	-
72260100 Accord	44 ⁵ / ₈ " x 72"	Supreme	3150-46	71 ¹ / ₄ "	No Taper Required	\$722	\$768	\$921	\$999
		Deluxe	7150-46	71 ¹ / ₂ "	No Taper Required	\$496	\$564	\$704	\$811
		LOGiK***	9775-48	71 ¹ / ₄ "	No Taper Required	\$311	-	\$371	-
		Infinity	4500-45EN*	70"	No Taper Required	\$672	\$773	\$984	\$1078
		Classic	3500-45EN	70"	No Taper Required	\$444	\$517	\$572	\$682
72120100,	44 ⁵ / ₈ " x 70 ¹ / ₂ "	Supreme	3150-46T	67 ³ / ₄ "	No Taper Required	\$722	\$768	\$921	\$999
72220100 Ensemble		Deluxe	7150-46T	68"	No Taper Required	\$496	\$564	\$704	\$811
		LOGiK***	9775-48T	67 ³ / ₄ "	No Taper Required	\$311	-	\$371	-
		Infinity	4500-45EN*	70"	No Taper Required	\$672	\$773	\$984	\$1078
		Classic	3500-45EN	70"	No Taper Required	\$444	\$517	\$572	\$682
72280100	44 ⁵ / ₈ " x 70 ⁵ / ₈ "	Deluxe	7150-45TAC	68"	Tapered Jambs	\$556	\$624	\$788	\$871
72280106		LOGiK***	9775-45TAC	67 ³ / ₄ "	No Taper Required	\$369	-	\$430	-
		Infinity	4500-45AC*	70"	Tapered Jambs	\$727	\$828	\$1039	\$1132
		Classic	3500-45AC	70"	Tapered Jambs	\$504	\$578	\$633	\$743

STERLING

Additional Glass Options		
Clear (CL), Rain (RN), Vessence (VS)	Add \$65	Add \$126
Fluted (FG), Reflections (RF), Strata (SR)	Add \$378**	Add \$222
		Add \$504**

* Pricing for Infinity unit is for Clear Glass. Obscure is not available.

** These options are not available in 3400/3500.




*** **LOGiK Notes: Clear is the same price as Obscure. Trends finish options are limited to Nickel (NI) & Matte Bronze (MB). AquaGlideXP is not available.**

Options	AQUAGLIDE^{XP} (shown here in clear glass) is also available for all other glass patterns for an additional \$158.00 per unit. Prefix the Unit Number with the letters AG to select this option.
---------	-----------------------------------------------------------------------------------------------------------------------------------------------------------------------------------------------------------------

Frame Selection Codes

Anodized Finishes			
Silver	No Code	Gold	GD
Trends			
Brushed Nickel	BN	Oil Rubbed Bronze	OR
Antique Pewter	QP	Satin Nickel	SN
Colours			
Almond	AP	Burnished Copper	CU
Bronze	BR	White	WP
Brushed Bronze	BB	Wrought Iron	WI


Sliding Enclosures For Fiberglass Modules

	Model #	Modular Opening W" x H"	Frame Selection	Basco Unit #	Height	Unit Supplied With:	Silver/ Obscure	Gold/ Obscure	Trends/ Obscure	Colours/ Obscure	
STERLING cont.	72290100	56 ¹ / ₈ " x 70 ⁵ / ₈ "	Deluxe	7150-57TAC	68"	Tapered Jambs	\$651	\$719	\$921	\$1017	
	72290106		LOGiK***	9775-57TAC	67 ³ / ₄ "	Tapered Jambs	\$393	-	\$454	-	
			Infinity	4500-57AC*	70"	Tapered Jambs	\$866	\$1007	\$1190	\$1280	
			Classic	3500-57AC	70"	Tapered Jambs	\$620	\$701	\$783	\$871	
AQUARIUS	71150110	56 ³ / ₄ " x 55 ⁷ / ₈ "	Supreme	2150-57AC	55 ¹ / ₄ "	No Taper Required	\$719	\$766	\$901	\$979	
	71150120		Deluxe	6150-57AC	55 ¹ / ₂ "	No Taper Required	\$479	\$533	\$676	\$777	
			LOGiK***	8775-57AC	55 ¹ / ₄ "	No Taper Required	\$292	-	\$341	-	
			Infinity	4400-57AC*	55"	No Taper Required	\$672	\$773	\$984	\$1078	
			Classic	3400-57AC	55"	No Taper Required	\$440	\$501	\$569	\$642	
AKER	G6004TS	54 ⁷ / ₈ " x 54 ¹ / ₄ "	Supreme	2150-55GTS	54 ¹ / ₄ "	No Taper Required	\$719	\$766	\$901	\$979	
			Deluxe	6150-55GTS	54 ¹ / ₄ "	No Taper Required	\$479	\$533	\$676	\$777	
			Infinity	4400-55GTS	54 ¹ / ₄ "	No Taper Required	\$672	\$773	\$984	\$1078	
			Classic	3400-55GTS	54 ¹ / ₄ "	No Taper Required	\$440	\$501	\$569	\$642	
AKER	GTW4260	56 ⁷ / ₈ " x 55 ⁷ / ₈ "	Supreme	2150-57AK	55 ¹ / ₄ "	No Taper Required	\$719	\$766	\$901	\$979	
	TS460		Deluxe	6150-57AK	55 ¹ / ₂ "	No Taper Required	\$479	\$533	\$676	\$777	
	TS260										
	TS2-3260	56 ¹ / ₂ " x 58 ¹ / ₂ "	Supreme	2150-57BAK	58 ¹ / ₄ "	No Taper Required	\$719	\$766	\$901	\$979	
	TS4-3260		Deluxe	6150-57BAK	58 ¹ / ₂ "	No Taper Required	\$479	\$533	\$676	\$777	
	ACTS60	53 ³ / ₄ " x 56"	Supreme	2150-54AK	55 ¹ / ₄ "	No Taper Required	\$719	\$766	\$901	\$979	
GB60	Deluxe		6150-54AK	55 ¹ / ₂ "	No Taper Required	\$479	\$533	\$676	\$777		
AQUATIC	K1577/78	43" x 71"	Deluxe	7150-44KH	70"	No Taper Required	\$496	\$564	\$704	\$811	
	K 1597/98	43" x 71"									
	K 1539/40	43" x 71 ¹ / ₄ "									
	K1532	56"x 56"	Deluxe	6150-56SKH	56"	Tapered Jambs	\$539	\$593	\$760	\$837	
	K1533		Classic	3400-56SKH	56"	Tapered Jambs	\$498	\$533	\$626	\$700	
	2603CTW	56"x 55"	Supreme	2150-56LS	54 ³ / ₄ "	No Taper Required	\$719	\$766	\$901	\$979	
			Deluxe	6150-56LS	55"	No Taper Required	\$479	\$533	\$676	\$777	
Additional Glass Options											
			Add \$65			Add \$126			Add \$222		
			Clear (CL), Rain (RN), Vessence (VS) 			Clear Etched (EE)			AQUAGLIDE  Clear (XP)		
			Add \$378**			Add \$504**					
			Fluted (FG), Reflections (RF), Strata (SR) 			Autumn (AU), Clear Beveled (CD), Silk (LK), Tempest (TM)					

* Pricing for Infinity unit is for Clear Glass. Obscure is not available.

** These options are not available in 3400/3500.

*** LOGiK Notes: Clear is the same price as Obscure. Trends finish options are limited to Nickel (NI) & Matte Bronze (MB). AquaGlideXP is not available.

Options  (shown here in clear glass) is also available for all other glass patterns for an additional \$158.00 per unit. Prefix the Unit Number with the letters AG to select this option.


Frame Selection Codes

Anodized Finishes			
Silver	No Code	Gold	GD
Trends			
Brushed Nickel	BN	Oil Rubbed Bronze	OR
Antique Pewter	QP	Satin Nickel	SN
Colours			
Almond	AP	Burnished Copper	CU
Bronze	BR	White	WP
Brushed Bronze	BB	Wrought Iron	WI

Sliding Tub/Shower

Seal Tight Steam Framed

2000/3000/3055



Unit No.	Showerhead Side	Fits Openings Between	Height	Glass Selections	Glass Code	Silver	Gold	Trends**	Colours**
Tub				Obscure	No Code	\$951	\$1032	\$1151	\$1214
2000*	L/R	47"-60"	58 ⁵ / ₈ "	Clear	CL	\$995	\$1077	\$1195	\$1258
2000S*	L/R	47"-60"	56 ¹ / ₈ "	Rain Clear Etched Vessence	RN EE VS	\$1074	\$1155	\$1274	\$1338
Shower				NEW AQUAGLIDE ^{XP} Clear	XP	\$1153	\$1235	\$1353	\$1416
3000*	L/R	38"-48"	71 ⁵ / ₈ "	Fluted Reflections Strata	FG RF SR	\$1332	\$1414	\$1532	\$1596
3000T*	L/R	38"-48"	68 ¹ / ₈ "						
3000S*	L/R	38"-48"	64 ⁵ / ₈ "						
*Finished opening and showerhead side required - Please specify when ordering.				Autumn Clear Beveled Silk Tempest	AU CD LK TM	\$1391	\$1473	\$1591	\$1655

				Obscure	No Code	\$1052	\$1143	\$1252	\$1436
				Clear	CL	\$1094	\$1184	\$1293	\$1477
Shower				Rain Clear Etched Vessence	RN EE VS	\$1175	\$1267	\$1376	\$1560
3055*	L/R	49"-60"	71 ⁵ / ₈ "	NEW AQUAGLIDE ^{XP} Clear	XP	\$1252	\$1342	\$1451	\$1635
3055T*	L/R	49"-60"	68 ¹ / ₈ "						
3055S*	L/R	49"-60"	64 ⁵ / ₈ "	Fluted Reflections Strata	FG RF SR	\$1385	\$1477	\$1586	\$1770
*Finished opening and showerhead side required - Please specify when ordering.				Autumn Clear Beveled Silk Tempest	AU CD LK TM	\$1447	\$1539	\$1647	\$1831

SCX814	Tub/Curb Filler	Cut To Size	Each (Add \$28.00 for taper)	\$33	\$38	\$47	\$52
SCX850	Wall Filler	Cut To Size	Each (Add \$28.00 for taper)	\$55	\$62	\$74	\$81

Options	For any variation to standard sizes add \$280.00 to the 2000/3000 list price & use unit number 2000-OO or 3000-OO (number may be altered to best fit your specifications at time of order). Specify desired width & height. Please refer to page 5 for custom ordering examples. (Maximum size tub - 72"w x 64"h; shower - 72"w x 80"h. Please contact Customer Service for height restrictions on oversize Clear Beveled units.) AQUAGLIDE^{XP} (shown above in clear glass) is also available for all other glass patterns for an additional \$158.00 per unit. Prefix the Unit Number with the letters AG to select this option. For Example - AG3000TLK
----------------	--------------------------------------------------------------------------------------------------------------------------------------------------------------------------------------------------------------------------------------------------------------------------------------------------------------------------------------------------------------------------------------------------------------------------------------------------------------------------------------------------------------------------------------------------------------------------------------------------------------------------------------------------------------------------------------

Notes

If tub/shower surface or walls are out of level beyond ³/₈" purchase tapered fillers (see above) for proper fit. Please specify taper size when ordering and add \$28.00.

When opening exceeds standard heights, order either a 400 Panel or a Custom Enclosure to fit exact height.

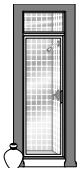
Ordering Example

3000LCDAP (Unit number, followed by glass selection code, then by frame color code.)

Frame Selection Codes

Anodized Finishes			
Silver	No Code	Gold	GD
Trends			
Antique Pewter	QP	Oil Rubbed Bronze	OR
		Satin Nickel	SN
Colours			
Almond	AP	Burnished Copper	CU
Bronze	BR	White	WP
		Wrought Iron	WI

** Brushed Nickel & Brushed Bronze are not available in this unit.



Swing Doors

Seal Tight Steam Framed Continuous Hinge

18CS & 400S/400H Top Panels

Unit No.	Fits Openings Between	Height	Glass Selections	Glass Code	Silver	Gold	Trends	Colours
18CS*	20"-36"	up to 80 ¹ / ₈ "	Obscure	No Code	\$821	\$943	\$1171	\$1293
			Clear	CL	\$847	\$970	\$1197	\$1320
			Rain Clear Etched Vessence	RN EE VS	\$924	\$1046	\$1274	\$1397
			AQUAGLIDE Clear	XP	\$926	\$1049	\$1276	\$1399
			Fluted Reflections Strata	FG RF SR	\$1063	\$1186	\$1414	\$1537
*Finished opening required - Please specify when ordering.			Autumn Silk Tempest	AU LK TM	\$1086	\$1209	\$1437	\$1560

SCX543	Curb Filler	Cut To Size	Each (Add \$28.00 for taper)	\$45	\$51	\$60	\$67
SCX553	Wall Filler	Cut To Size	Each (Add \$28.00 for taper)	\$33	\$36	\$41	\$46

400S* Stationary Top Panel	Optional Top Panel (Template May Be Required)	Obscure	No Code	\$284	\$376	\$432	\$503	
		Clear	CL	\$298	\$390	\$446	\$517	
		Rain Vessence	RN VS	\$298	\$390	\$446	\$517	
		AQUAGLIDE Clear	XP	\$377	\$469	\$525	\$596	
		Fluted Reflections Strata	FG RF SR	\$381	\$473	\$529	\$600	
*Finished opening required - Please specify when ordering. Maximum Size of 15 Square Ft. Minimum Size 18" W x 4 ¹ / ₂ " H			Autumn Silk Tempest	AU LK TM	\$420	\$513	\$569	\$640

400H* Hinged Top Panel	Optional Top Panel (Template May Be Required)	Obscure	No Code	\$435	\$476	-	-	
		Clear	CL	\$446	\$488	-	-	
		Rain Vessence	RN VS	\$446	\$488	-	-	
		AQUAGLIDE Clear	XP	\$525	\$567	-	-	
		Fluted Reflections Strata	FG RF SR	\$531	\$572	-	-	
*Finished opening required - Please specify when ordering. Maximum Size 36" W x 12" H Minimum Size 18" W x 5 ³ / ₄ " H			Autumn Silk Tempest	AU LK TM	\$572	\$613	-	-

Options	For heights exceeding 80 ¹ / ₈ " add \$248.00 to the list price. Specify your opening width & desired height. Please refer to page 5 for custom ordering examples. (Maximum 36" x 84".)
	To add a Curved Towel Bar to this framed hinge door, prefix the unit number with the letter (T) and add \$118.00 list. For example - T18CSFGBN
	AQUAGLIDE (shown above in clear glass) is also available for all other glass patterns for an additional \$79.00 per unit. Prefix the Unit Number with the letters AG to select this option. For Example - AG18CSRF

Notes
If tub/shower surface or walls are out of level beyond ³ / ₈ " purchase tapered fillers (see above) for proper fit. Please specify taper size when ordering and add \$28.00.
When opening exceeds standard heights, order either a 400 Panel or a Custom Enclosure to fit exact height.
Ordering Example
18CSCLWP (Unit number, followed by glass selection code, then by frame color code.)

Frame Selection Codes			
Anodized Finishes			
Silver	No Code	Gold	GD
Trends			
Brushed Nickel	BN	Oil Rubbed Bronze	OR
Antique Pewter	QP	Satin Nickel	SN
Colours			
Almond	AP	Burnished Copper	CU
Bronze	BR	White	WP
Brushed Bronze	BB	Wrought Iron	WI

Swing Doors

Deluxe Framed Pivot

100, 200



Unit No.	Fits Openings Between	Height	Glass Selections	Glass Code	Silver	Gold	Trends	Colours
100-1	20 ³ / ₄ " - 22 ¹ / ₂ "	63 ¹ / ₂ "	Obscure	No Code	\$357	\$412	\$544	\$609
100-2	22 ³ / ₄ " - 24 ¹ / ₂ "	63 ¹ / ₂ "	Clear	CL	\$378	\$433	\$565	\$630
100-3	24 ¹ / ₄ " - 26"	63 ¹ / ₂ "	Rain	RN				
100-4	25 ³ / ₄ " - 27 ¹ / ₂ "	63 ¹ / ₂ "	NEW Vessence	VS	\$423	\$477	\$611	\$675
100-5	27 ¹ / ₄ " - 29"	63 ¹ / ₂ "	Clear Etched	EE				
100-6	28 ³ / ₄ " - 30 ¹ / ₂ "	63 ¹ / ₂ "	AQUAGLIDE Clear	XP	\$457	\$512	\$644	\$709
100-7	29 ⁵ / ₈ " - 31 ³ / ₈ "	63 ¹ / ₂ "	Fluted	FG	\$577	\$632	\$764	\$828
100-8	31 ¹ / ₈ " - 32 ⁷ / ₈ "	63 ¹ / ₂ "	Reflections	RF				
100-9	33 ¹ / ₈ " - 34 ⁷ / ₈ "	63 ¹ / ₂ "	NEW Strata	SR	\$623	\$678	\$810	\$875
100-10	35 ¹ / ₈ " - 36 ⁷ / ₈ "	63 ¹ / ₂ "	Autumn	AU				
			Clear Beveled	CD				
			Silk	LK				
			Tempest	TM				

200-1	20 ³ / ₄ " - 22 ¹ / ₂ "	67"	Obscure	No Code	\$398	\$457	\$587	\$651
200-2	22 ¹ / ₂ " - 24 ¹ / ₄ "	67"	Clear	CL	\$438	\$497	\$627	\$691
200-3	24 ³ / ₄ " - 26 ¹ / ₂ "	67"	Rain	RN	\$510	\$569	\$699	\$763
200-4	26 ¹ / ₄ " - 28"	67"	Clear Etched	EE				
200-5	27 ³ / ₄ " - 29 ¹ / ₂ "	67"	NEW Vessence	VS	\$517	\$576	\$706	\$770
200-6	29 ³ / ₄ " - 31 ¹ / ₂ "	67"	AQUAGLIDE Clear	XP				
200-7	31 ¹ / ₈ " - 32 ⁷ / ₈ "	67"	Fluted	FG	\$655	\$713	\$844	\$907
200-8	33 ¹ / ₈ " - 34 ⁷ / ₈ "	67"	Reflections	RF				
200-9	35 ¹ / ₄ " - 37"	67"	NEW Strata	SR	\$667	\$727	\$857	\$920
			Autumn	AU				
			Clear Beveled	CD				
			Silk	LK				
			Tempest	TM				


SCX878	Curb Filler	Cut To Size	Each (Add \$28.00 for taper)	\$60	\$74	\$75	\$82
SCX902	1/4" Wall Filler- Strk Jmb	Cut To Size	Each (Add \$28.00 for taper)	\$27	\$32	\$44	\$47
SCX901	1/2" Wall Filler- Strk Jmb	Cut To Size	Each (Add \$28.00 for taper)	\$38	\$42	\$50	\$54
SCX910	3/4" Wall Filler- Strk Jmb	Cut To Size	Each (Add \$28.00 for taper)	\$41	\$47	\$57	\$62
SCX850	1" Wall Filler- Pvt Jamb	Cut To Size	Each (Add \$28.00 for taper)	\$55	\$62	\$74	\$81

Options	<p>For any variation to standard sizes add \$236.00 to the 100 list price & use unit number 100-OO (model number may be altered to best fit your specifications at time of order). Specify desired width & height. Please refer to page 5 for custom ordering examples. (Maximum height 84". Please contact Customer Service for height restrictions on oversize Clear Beveled units.)</p> <p>To add a Curved Towel Bar to any framed pivot door prefix the unit number with the letter (T) and add \$118.00 list. For example - T200-10SRBN</p> <p>AQUAGLIDE (shown above in clear glass) is also available for all other glass patterns for an additional \$79.00 per unit. Prefix the Unit Number with the letters AG to select this option. For example - AG100-8FG</p>
----------------	----------------------------------------------------------------------------------------------------------------------------------------------------------------------------------------------------------------------------------------------------------------------------------------------------------------------------------------------------------------------------------------------------------------------------------------------------------------------------------------------------------------------------------------------------------------------------------------------------------------------------------------------------------------------------------------------------------------------------------------------------------------------------------------------------------

Notes	For additional units designed to fit specific fiberglass modulares, please see page 26.
	Ordering Example
	100-5CDBB (Unit number, followed by glass selection code, then by frame color code.)

Frame Selection Codes

Anodized Finishes			
Silver	No Code	Gold	GD
Trends			
Brushed Nickel	BN	Oil Rubbed Bronze	OR
Antique Pewter	QP	Satin Nickel	SN
Colours			
Almond	AP	Burnished Copper	CU
Bronze	BR	White	WP
Brushed Bronze	BB	Wrought Iron	WI



Swing Doors

Deluxe Framed Pivot

500

Unit No.	Fits Openings Between	Height	Glass Selections	Glass Code	Silver	Gold	Trends	Colours
500-1	20 ³ / ₄ " - 22 ¹ / ₂ "	70 ¹ / ₂ "	Obscure	No Code	\$438	\$501	\$625	\$689
500-2	21 ³ / ₄ " - 23 ¹ / ₂ "	70 ¹ / ₂ "	Clear	CL	\$497	\$561	\$684	\$749
500-3	22 ³ / ₄ " - 24 ¹ / ₂ "	70 ¹ / ₂ "	AQUAGLIDE XP Clear	XP	\$576	\$640	\$763	\$828
500-4	24 ¹ / ₄ " - 26"	70 ¹ / ₂ "	Rain	RN	\$594	\$658	\$781	\$846
500-5	24 ³ / ₄ " - 26 ¹ / ₂ "	70 ¹ / ₂ "	Clear Etched	EE				
500-6	26 ¹ / ₄ " - 28"	70 ¹ / ₂ "	NEW Vessence	VS				
500-7	27 ³ / ₄ " - 29 ¹ / ₂ "	70 ¹ / ₂ "	Fluted	FG	\$732	\$795	\$919	\$983
500-8	28 ³ / ₄ " - 30 ¹ / ₂ "	70 ¹ / ₂ "	Reflections	RF				
500-9	30 ¹ / ₄ " - 32"	70 ¹ / ₂ "	NEW Strata	SR				
500-10	30 ³ / ₄ " - 32 ¹ / ₂ "	70 ¹ / ₂ "	Autumn	AU	\$747	\$810	\$934	\$998
500-11	32 ³ / ₄ " - 34 ¹ / ₂ "	70 ¹ / ₂ "	Clear Beveled	CD				
500-12	34 ¹ / ₄ " - 36"	70 ¹ / ₂ "	Silk	LK				
			Tempest	TM				

SCX878	Curb Filler	Cut To Size	Each (Add \$28.00 for taper)	\$60	\$74	\$75	\$82
SCX902	1/4" Wall Filler- Strk Jmb	Cut To Size	Each (Add \$28.00 for taper)	\$27	\$32	\$44	\$47
SCX901	1/2" Wall Filler- Strk Jmb	Cut To Size	Each (Add \$28.00 for taper)	\$38	\$42	\$50	\$54
SCX910	3/4" Wall Filler- Strk Jmb	Cut To Size	Each (Add \$28.00 for taper)	\$41	\$47	\$57	\$62
SCX850	1" Wall Filler- Pvt Jamb	Cut To Size	Each (Add \$28.00 for taper)	\$55	\$62	\$74	\$81

Options	<p>For any variation to standard sizes add \$236.00 to the 100 list price & use unit number 100-00 (<i>number may be altered to best fit your specifications at time of order</i>). Specify desired width & height. Please refer to page 5 for custom ordering examples. (Maximum height 84". Please contact Customer Service for height restrictions on oversize Clear Beveled units.)</p> <p>To add a Curved Towel Bar to any framed pivot door prefix the unit number with the letter (T) and add \$118.00 list. For example - T500-10SRBN</p> <p>AQUAGLIDE XP (shown above in clear glass) is also available for all other glass patterns for an additional \$79.00 per unit. Prefix the Unit Number with the letters AG to select this option. For example - AG500-3AU</p>
----------------	-------------------------------------------------------------------------------------------------------------------------------------------------------------------------------------------------------------------------------------------------------------------------------------------------------------------------------------------------------------------------------------------------------------------------------------------------------------------------------------------------------------------------------------------------------------------------------------------------------------------------------------------------------------------------------------------------------------------------------------------------------------------------------------------------------------------

Notes	For additional units designed to fit specific fiberglass modulars, please see page 26.
	Ordering Example
	100-5CDBB (Unit number, followed by glass selection code, then by frame color code.)

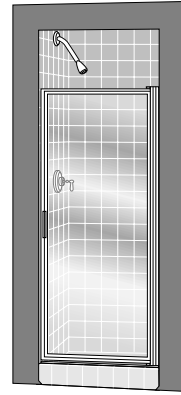
Frame Selection Codes

Anodized Finishes			
Silver	No Code	Gold	GD
Trends			
Brushed Nickel	BN	Oil Rubbed Bronze	OR
Antique Pewter	QP	Satin Nickel	SN
Colours			
Almond	AP	Burnished Copper	CU
Bronze	BR	White	WP
Brushed Bronze	BB	Wrought Iron	WI

Swing Doors

Deluxe Framed Continuous Hinge

110, 210



Unit No.	Fits Openings Between	Height	Glass Selections	Glass Code	Silver	Gold	Trends	Colours
110-1	22 ³ / ₈ " - 23 ³ / ₈ "	63 ¹ / ₂ "	Obscure	No Code	\$370	\$424	\$557	\$621
110-2	23 ³ / ₈ " - 24 ³ / ₈ "	63 ¹ / ₂ "	Clear	CL	\$391	\$446	\$578	\$642
110-3	25 ⁷ / ₈ " - 26 ⁷ / ₈ "	63 ¹ / ₂ "	Rain Vessence	RN VS				
110-4	27 ³ / ₈ " - 28 ³ / ₈ "	63 ¹ / ₂ "	Clear Etched	EE	\$435	\$490	\$622	\$687
110-5	28 ⁷ / ₈ " - 29 ⁷ / ₈ "	63 ¹ / ₂ "	AQUAGLIDE Clear	XP	\$470	\$525	\$657	\$721
110-6	30 ³ / ₈ " - 31 ³ / ₈ "	63 ¹ / ₂ "	Fluted	FG	\$588	\$643	\$775	\$840
110-7	31 ¹ / ₈ " - 32 ¹ / ₈ "	63 ¹ / ₂ "	Reflections	RF				
110-8	32 ³ / ₄ " - 33 ³ / ₄ "	63 ¹ / ₂ "	Strata	SR	\$636	\$690	\$823	\$887
110-9	34 ³ / ₄ " - 35 ³ / ₄ "	63 ¹ / ₂ "	Autumn	AU				
110-10	35 ³ / ₄ " - 36 ³ / ₄ "	63 ¹ / ₂ "	Clear Beveled	CD				
			Silk Tempest	LK TM				

210-1	22 ³ / ₈ " - 23 ³ / ₈ "	67"	Obscure	No Code	\$412	\$471	\$601	\$664
210-1A	23 ¹ / ₄ " - 24 ¹ / ₄ "	67"	Clear	CL	\$452	\$511	\$641	\$704
210-2	24 ¹ / ₈ " - 25 ¹ / ₈ "	67"	Rain	RN	\$523	\$582	\$712	\$775
210-3	26 ³ / ₈ " - 27 ³ / ₈ "	67"	Clear Etched	EE				
210-4	27 ⁷ / ₈ " - 28 ⁷ / ₈ "	67"	Vessence	VS	\$531	\$590	\$720	\$783
210-5	29 ³ / ₈ " - 30 ³ / ₈ "	67"	AQUAGLIDE Clear	XP				
210-6	30 ³ / ₈ " - 31 ³ / ₈ "	67"	Fluted	FG	\$667	\$727	\$857	\$920
210-6A	31 ³ / ₈ " - 32 ³ / ₈ "	67"	Reflections	RF				
210-6B	32 ¹ / ₈ " - 33 ¹ / ₈ "	67"	Strata	SR	\$681	\$740	\$870	\$934
210-7	32 ³ / ₄ " - 33 ³ / ₄ "	67"	Autumn	AU				
210-7A	33 ³ / ₄ " - 34 ³ / ₄ "	67"	Clear Beveled	CD				
210-8	34 ³ / ₄ " - 35 ³ / ₄ "	67"	Silk	LK				
210-9	35 ³ / ₄ " - 36 ³ / ₄ "	67"	Tempest	TM				

SCX878	Curb Filler	Cut To Size	Ea. (Add \$28.00 for taper)	\$60	\$74	\$75	\$82
SCX553	Wall Filler	Cut To Size	Ea. (Add \$28.00 for taper)	\$33	\$36	\$41	\$46
SCX590	1" Wall Filler - Wall Jamb	Cut to Size	Ea. (Add \$28.00 for taper)	\$52	\$58	\$59	\$85

Options For any variation to standard sizes add \$236.00 to the 110 list price & use unit number 110-00 (number may be altered to best fit your specifications at time of order). Specify desired width & height. Please refer to page 5 for custom ordering examples. (Maximum height 84". Please contact Customer Service for height restrictions on oversize Clear Beveled units.)

To add a Curved Towel Bar to this framed hinge door prefix the unit number with the letter (T) and add \$118.00 list.
For example - T210-10CLBN

AQUAGLIDE (shown above in clear glass) is also available for all other glass patterns for an additional \$79.00 per unit. Prefix the Unit Number with the letters AG to select this option. **For example - AG110-7TMBN**

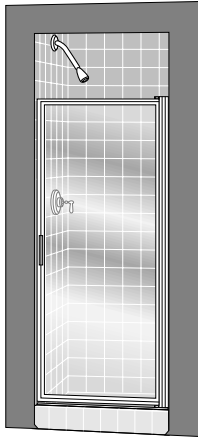
Notes

Ordering Example

110-5RFQP (Unit number, followed by glass selection code, then by frame color code.)

Frame Selection Codes

Anodized Finishes			
Silver	No Code	Gold	GD
Trends			
Brushed Nickel	BN	Oil Rubbed Bronze	OR
Antique Pewter	QP	Satin Nickel	SN
Colours			
Almond	AP	Burnished Copper	CU
Bronze	BR	White	WP
Brushed Bronze	BB	Wrought Iron	WI



Swing Doors

Deluxe Framed Continuous Hinge

510

Unit No.	Fits Openings Between	Height	Glass Selections	Glass Code	Silver	Gold	Trends	Colours
510-1	22 ³ / ₈ " - 23 ³ / ₈ "	70 ¹ / ₂ "	Obscure	No Code	\$453	\$516	\$640	\$704
510-2	23 ³ / ₈ " - 24 ³ / ₈ "	70 ¹ / ₂ "	Clear	CL	\$512	\$575	\$699	\$763
510-3	24 ¹ / ₈ " - 25 ¹ / ₈ "	70 ¹ / ₂ "	AQUAGLIDE Clear	XP	\$591	\$654	\$777	\$842
510-4	25 ⁷ / ₈ " - 26 ⁷ / ₈ "	70 ¹ / ₂ "	Rain	RN	\$608	\$671	\$795	\$860
510-5	26 ³ / ₈ " - 27 ³ / ₈ "	70 ¹ / ₂ "	Clear Etched	EE				
510-6	27 ⁷ / ₈ " - 28 ⁷ / ₈ "	70 ¹ / ₂ "	Vessence	VS				
510-7	29 ³ / ₈ " - 30 ³ / ₈ "	70 ¹ / ₂ "	Fluted	FG	\$746	\$810	\$933	\$998
510-8	30 ³ / ₈ " - 31 ³ / ₈ "	70 ¹ / ₂ "	Reflections	RF				
510-9	31 ⁷ / ₈ " - 32 ⁷ / ₈ "	70 ¹ / ₂ "	Strata	SR				
510-10	32 ³ / ₈ " - 33 ³ / ₈ "	70 ¹ / ₂ "	Autumn	AU	\$761	\$825	\$948	\$1013
510-E0	33 ¹ / ₂ " - 34 ¹ / ₂ "	70 ¹ / ₂ "	Clear Beveled	CD				
510-11	34 ³ / ₈ " - 35 ³ / ₈ "	70 ¹ / ₂ "	Silk	LK				
510-12	35 ⁷ / ₈ " - 36 ⁷ / ₈ "	70 ¹ / ₂ "	Tempest	TM				

SCX878	Curb Filler	Cut To Size	Ea. (Add \$28.00 for taper)	\$60	\$74	\$75	\$82
SCX553	Wall Filler	Cut To Size	Ea. (Add \$28.00 for taper)	\$33	\$36	\$41	\$46
SCX590	1" Wall Filler - Wall Jamb	Cut to Size	Ea. (Add \$28.00 for taper)	\$52	\$58	\$59	\$85

Options	
	For any variation to standard sizes add \$236.00 to the 110 list price & use unit number 110-OO (<i>number may be altered to best fit your specifications at time of order</i>). Specify desired width & height. Please refer to page 5 for custom ordering examples. (Maximum height 84". Please contact Customer Service for height restrictions on oversize Clear Beveled units.)
	To add a Curved Towel Bar to this framed hinge door prefix the unit number with the letter (T) and add \$118.00 list. For example - T510-10RNBN
	AQUAGLIDE (shown above in clear glass) is also available for all other glass patterns for an additional \$79.00 per unit. Prefix the Unit Number with the letters AG to select this option. For example - AG510-3AU

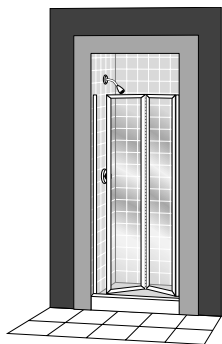
Notes

Ordering Example

510-5RFQP (Unit number, followed by glass selection code, then by frame color code.)

Frame Selection Codes

Anodized Finishes			
Silver	No Code	Gold	GD
Trends			
Brushed Nickel	BN	Oil Rubbed Bronze	OR
Antique Pewter	QP	Satin Nickel	SN
Colours			
Almond	AP	Burnished Copper	CU
Bronze	BR	White	WP
Brushed Bronze	BB	Wrought Iron	WI



Swing Doors

Bi-Fold Framed Intra-Hinge

1100

Unit No.	Fits Openings Between	Height	Glass Selections	Glass Code	Silver	Gold
Intrahinge Bi-fold						
1100-1	23 ¹ / ₂ "-24 ¹ / ₂ "	67"				
1100-2	24 ¹ / ₂ "-25 ¹ / ₂ "	67"				
1100-3	25 ¹ / ₂ "-26 ¹ / ₂ "	67"				
1100-4	26 ¹ / ₂ "-27 ¹ / ₂ "	67"	Obscure	No Code	\$763	\$840
1100-5	27 ¹ / ₂ "-28 ¹ / ₂ "	67"	Clear	CL	\$788	\$866
1100-6	28 ¹ / ₂ "-29 ¹ / ₂ "	67"	Rain	RN		
1100-7	29 ¹ / ₂ "-30 ¹ / ₂ "	67"	AQUAGLIDE Clear	XP	\$867	\$945
1100-8	30 ¹ / ₂ "-31 ¹ / ₂ "	67"				
1100-9	31 ¹ / ₂ "-32 ¹ / ₂ "	67"	Fluted	FG	\$870	\$949
1100-10	32 ¹ / ₂ "-33 ¹ / ₂ "	67"				
1100-11	33 ¹ / ₂ "-34 ¹ / ₂ "	67"				
1100-12	34 ¹ / ₂ "-35 ¹ / ₂ "	67"				
1100-13	35 ¹ / ₂ "-36 ¹ / ₂ "	67"				

SCX907	Curb Filler	Cut To Size	Each (Add \$28.00 for taper)	\$56	\$65
SCX553	Wall Filler	Cut To Size	Each (Add \$28.00 for taper)	\$33	\$36

Options	AQUAGLIDE (shown above in clear glass) is also available for all other glass patterns for an additional \$79.00 per unit. Prefix the Unit Number with the letters AG to select this option. For example - AG1100-12FGGD
----------------	---------------------------------------------------------------------------------------------------------------------------------------------------------------------------------------------------------------------------------------

Notes

If shower surface or walls are out of level beyond ³/₈" purchase tapered fillers (see above) for proper fit. Please specify taper size when ordering and add \$28.00.

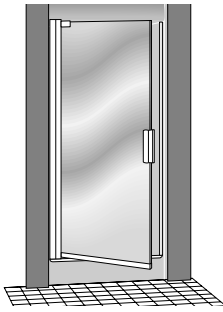
Ordering Example

1100-4RNGD (Unit number, followed by glass selection code, then by frame color code.)

Frame Selection Codes

Anodized Finishes

Silver	No Code
Gold	GD

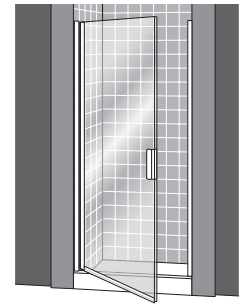


Swing Doors

Classic Frameless

Pivot 3600

Continuous Hinge 3610



Unit No.	Fits Openings Between	Height	Glass Selections	Glass Code	Silver	Gold	Trends	Colours
			Obscure	No Code	\$369	\$434	\$510	\$593
			Clear	CL	\$413	\$479	\$554	\$637
3600-0	22 ¹ / ₈ "-23 ⁵ / ₈ "	66"	Rain	RN				
3600-1	23 ⁵ / ₈ "-25 ¹ / ₈ "	66"	Clear Etched	EE	\$467	\$533	\$607	\$690
3600-2	26 ⁵ / ₈ "-28 ¹ / ₈ "	66"	Vessence	VS				
3600-3	28 ⁵ / ₈ "-30 ¹ / ₈ "	66"	AQUAGLIDE Clear	XP	\$492	\$558	\$633	\$716
3600-4	30 ¹ / ₄ "-31 ³ / ₄ "	66"	Fluted	FG				
3600-6	31 ³ / ₄ "-33 ¹ / ₄ "	66"	Reflections	RF	\$629	\$696	\$770	\$853
3600-7	32 ³ / ₄ "-34 ¹ / ₄ "	66"	Strata	SR				
3600-8	34 ¹ / ₈ "-35 ⁵ / ₈ "	66"	Autumn	AU				
			Clear Beveled	CD	\$665	\$730	\$805	\$889
			Silk	LK				
			Tempest	TM				
SCX878	Curb Filler		Cut To Size	Each (Add \$28.00 for taper)	\$60	\$74	\$75	\$82
SCX902	1/4" Wall Filler- Strk Jmb		Cut To Size	Each (Add \$28.00 for taper)	\$27	\$32	\$44	\$47
SCX901	1/2" Wall Filler- Strk Jmb		Cut To Size	Each (Add \$28.00 for taper)	\$38	\$42	\$50	\$54
SCX910	3/4" Wall Filler- Strk Jmb		Cut To Size	Each (Add \$28.00 for taper)	\$41	\$47	\$57	\$62
SCX850	1" Wall Filler- Pvt Jamb		Cut To Size	Each (Add \$28.00 for taper)	\$55	\$62	\$74	\$81

Unit No.	Fits Openings Between	Height	Glass Selections	Glass Code	Silver	Gold	Trends	Colours
			Obscure	No Code	\$393	\$466	\$534	\$617
			Clear	CL	\$438	\$503	\$578	\$662
3610-0	24 ⁹ / ₁₆ "-25 ⁷ / ₁₆ "	65 ¹ / ₁₆ "	Rain	RN				
3610-1	26 ¹ / ₁₆ "-26 ¹⁵ / ₁₆ "	65 ¹ / ₁₆ "	Clear Etched	EE	\$491	\$557	\$632	\$714
3610-2	29 ¹ / ₁₆ "-29 ¹⁵ / ₁₆ "	65 ¹ / ₁₆ "	Vessence	VS				
3610-3	31 ¹ / ₁₆ "-31 ¹⁵ / ₁₆ "	65 ¹ / ₁₆ "	AQUAGLIDE Clear	XP	\$517	\$582	\$657	\$741
3610-4	32 ¹ / ₁₆ "-33 ⁹ / ₁₆ "	65 ¹ / ₁₆ "	Fluted	FG				
3610-6	34 ³ / ₁₆ "-35 ¹ / ₁₆ "	65 ¹ / ₁₆ "	Reflections	RF	\$654	\$720	\$794	\$877
3610-7	35 ³ / ₁₆ "-36 ¹ / ₁₆ "	65 ¹ / ₁₆ "	Strata	SR				
			Autumn	AU				
			Clear Beveled	CD	\$689	\$755	\$830	\$913
			Silk	LK				
			Tempest	TM				
SCX878	Curb Filler		Cut To Size	Ea. (Add \$28.00 for taper)	\$60	\$74	\$75	\$82
SCX553	Wall Filler		Cut To Size	Ea. (Add \$28.00 for taper)	\$33	\$36	\$41	\$46
SCX590	1" Wall Filler - Wall Jamb		Cut to Size	Ea. (Add \$28.00 for taper)	\$52	\$58	\$59	\$85

Options For any variation to standard sizes add \$248.00 to the 3600 or 3610 list price & use unit number 3600-OO or 3610-OO (number may be altered to best fit your specifications at time of order). Maximum height 72" for 3600 & 84" for 3610. Specify desired width & height. Please refer to page 5 for custom ordering examples.

AQUAGLIDE (shown above in clear glass) is also available for all other glass patterns for an additional \$79.00 per unit. Prefix the Unit Number with the letters AG to select this option. **For example - AG3600-4CDOR**

Notes

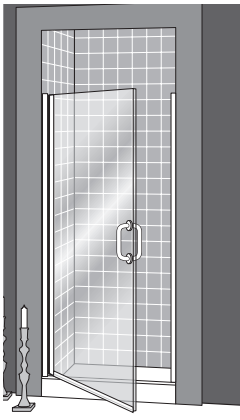
If shower surface or walls are out of level beyond 3/8" purchase tapered fillers (see above) for proper fit. Please specify taper size when ordering and add \$28.00.

Ordering Example

3600-2VSSN (Unit number, followed by glass selection code, then by frame color code.)

Frame Selection Codes

Anodized Finishes			
Silver	No Code	Gold	GD
Trends			
Brushed Nickel	BN	Oil Rubbed Bronze	OR
Antique Pewter	QP	Satin Nickel	SN
Colours			
Almond	AP	Burnished Copper	CU
Bronze	BR	White	WP
Brushed Bronze	BB	Wrought Iron	WI



Swing Doors

Infinity 1/4" Frameless Continuous Hinge

1400, 1700

Unit No.	Fits Openings Between	Height	Glass Selections	Glass Code	Silver	Gold	Trends	Colours
1400*	20" - 36"	65 ⁹ / ₁₆ "	Clear	CL	\$537	\$598	\$664	\$749
			Clear Etched	EE	\$588	\$650	\$717	\$802
			Rain Vessence	RN VS				
			NEW AQUAGLIDE [®] Clear	XP	\$616	\$677	\$743	\$828
			Fluted Reflections Strata	FG RF SR	\$744	\$805	\$872	\$956
*Finished opening required - Please specify when ordering.			Autumn Clear Beveled Silk Tempest	AU CD LK TM	\$779	\$839	\$907	\$991

1700*	20" - 36"	72"	Clear	CL	\$586	\$648	\$711	\$800
			Clear Etched	EE	\$639	\$700	\$764	\$852
			Rain Vessence	RN VS				
			NEW AQUAGLIDE [®] Clear	XP	\$665	\$727	\$790	\$879
			Fluted Reflections Strata	FG RF SR	\$793	\$855	\$918	\$1006
*Finished opening required - Please specify when ordering.			Autumn Silk Tempest	AU LK TM	\$828	\$890	\$953	\$1041

SCX878	Curb Filler	Cut To Size	Ea. (Add \$28.00 for taper)	\$60	\$74	\$75	\$82
SCX553	Wall Filler	Cut To Size	Ea. (Add \$28.00 for taper)	\$33	\$36	\$41	\$46
SCX590	1" Wall Filler - Wall Jamb	Cut to Size	Ea. (Add \$28.00 for taper)	\$52	\$58	\$59	\$85

Options
Units feature a C Pull Handle. To substitute a C Pull/Towel Bar combination option, please prefix the unit number with the letter (C), specify hinge side, left or right and add \$70.00 list. For example - C1700RFWI
For any variation to standard sizes add \$236.00 to the 1400 list price & use unit number 1400-OO (number may be altered to best fit your specifications at time of order). Specify desired width & height. Please refer to page 5 for custom ordering examples. (Maximum height 84". Please contact Customer Service for height restrictions on oversize Clear Beveled units.)
AQUAGLIDE[®] (shown above in clear glass) is also available for all other glass patterns for an additional \$79.00 per unit. Prefix the Unit Number with the letters AG to select this option. For example - AG1400RN

Notes

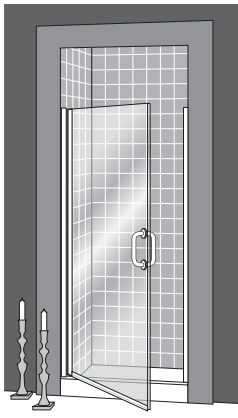
If tub/shower surface or walls are out of level beyond ³/₈" purchase tapered fillers (see above) for proper fit. Please specify taper size when ordering and add \$28.00.

Ordering Example

1400TMOR (Unit number, followed by glass selection code, then by frame color code.)

Frame Selection Codes

Anodized Finishes			
Silver	No Code	Gold	GD
Trends			
Brushed Nickel	BN	Oil Rubbed Bronze	OR
Antique Pewter	QP	Satin Nickel	SN
Colours			
Almond	AP	Burnished Copper	CU
Bronze	BR	White	WP
Brushed Bronze	BB	Wrought Iron	WI



Swing Doors

Infinity 1/4" Frameless Continuous Hinge

1800

Unit No.	Fits Openings Between	Height	Glass Selections	Glass Code	Silver	Gold	Trends	Colours
1800*	20" - 36"	76"	Clear	CL	\$659	\$721	\$784	\$872
			Clear Etched Rain Vessence	EE RN VS	\$711	\$772	\$836	\$924
			AQUAGLIDE Clear	XP	\$738	\$800	\$863	\$951
			Fluted Reflections Strata	FG RF SR	\$866	\$928	\$991	\$1079
			Autumn Silk Tempest	AU LK TM	\$900	\$962	\$1025	\$1113

***Finished opening required - Please specify when ordering.**

SCX878	Curb Filler	Cut To Size	Ea. (Add \$28.00 for taper)	\$60	\$74	\$75	\$82
SCX553	Wall Filler	Cut To Size	Ea. (Add \$28.00 for taper)	\$33	\$36	\$41	\$46
SCX590	1" Wall Filler - Wall Jamb	Cut to Size	Ea. (Add \$28.00 for taper)	\$52	\$58	\$59	\$85

Options
<p>Units feature a C Pull Handle. To substitute a C Pull/Towel Bar combination option, please prefix the unit number with the letter (C), specify hinge side, left or right and add \$70.00 list. For example - C1800RFWI</p> <p>For any variation to standard sizes add \$236.00 to the 1400 list price & use unit number 1400-OO (number may be altered to best fit your specifications at time of order). Specify desired width & height. Please refer to page 5 for custom ordering examples. (Maximum height 84". Please contact Customer Service for height restrictions on oversize Clear Beveled units.)</p> <p>AQUAGLIDE (shown above in clear glass) is also available for all other glass patterns for an additional \$79.00 per unit. Prefix the Unit Number with the letters AG to select this option. For example - AG1800AU</p>

Notes

If tub/shower surface or walls are out of level beyond 3/8" purchase tapered fillers (see above) for proper fit. Please specify taper size when ordering and add \$28.00.

Ordering Example

1800TMOR (Unit number, followed by glass selection code, then by frame color code.)

Frame Selection Codes

Anodized Finishes			
Silver	No Code	Gold	GD
Trends			
Brushed Nickel	BN	Oil Rubbed Bronze	OR
Antique Pewter	QP	Satin Nickel	SN
Colours			
Almond	AP	Burnished Copper	CU
Bronze	BR	White	WP
Brushed Bronze	BB	Wrought Iron	WI



1022

Swing Doors

Infinity French Doors

1/4" Frameless Continuous Hinge

1022, 1422



1422

Unit No.	Fits Openings Between	Height	Glass Selections	Glass Code	Silver	Gold	Trends	Colours
1022*	48" - 60"	57"	Clear	CL	\$945	\$1002	\$1224	\$1289
			Clear Etched Rain Vessence	EE RN VS	\$1103	\$1159	\$1380	\$1445
			NEW AQUAGLIDE® Clear	XP	\$1103	\$1160	\$1382	\$1447
			Fluted Reflections Strata	FG RF SR	\$1197	\$1255	\$1477	\$1542
			Clear Beveled	CD	\$1113	\$1171	\$1392	\$1458
			Autumn Silk Tempest	AU LK TM	\$1386	\$1443	\$1664	\$1730
(Comes standard with SC915 higher threshold curb.)			*Finished opening required - Please specify when ordering.					

1422*	36" - 60"	68 1/2"	Clear	CL	\$965	\$1022	\$1244	\$1309
			Clear Etched Rain Vessence	EE RN VS	\$1123	\$1179	\$1400	\$1465
			NEW AQUAGLIDE® Clear	XP	\$1123	\$1180	\$1402	\$1467
			Fluted Reflections Strata	FG RF SR	\$1217	\$1275	\$1497	\$1562
			Clear Beveled	CD	\$1133	\$1191	\$1412	\$1478
			Autumn Silk Tempest	AU LK TM	\$1406	\$1463	\$1684	\$1750
(Optional higher threshold curb SC915 is available and is required for use with curb filler SCX878. See below.)			*Finished opening required - Please specify when ordering.					

SCX878	Curb Filler	Cut To Size	Ea. (Add \$28.00 for taper)	\$60	\$74	\$75	\$82
SCX553	Wall Filler	Cut To Size	Ea. (Add \$28.00 for taper)	\$33	\$36	\$41	\$46
SCX590	1" Wall Filler - Wall Jamb	Cut to Size	Ea. (Add \$28.00 for taper)	\$52	\$58	\$59	\$85

Options	Units feature a C Pull Handle. To substitute a C Pull/Towel Bar combination option (40" minimum opening required), please prefix the unit number with the letter (C), specify hinge side, left or right and add \$138.00 list. For example - C1422CL
	To substitute optional curb (SC915) for applications requiring higher threshold to accommodate fiberglass or acrylic modularity with radius corners or for out of level conditions, prefix the unit number with the letter (R) and add \$67.00 list. For example - R1422FGBN. SC915 comes standard on all 1022 tub units.
	For any variation to standard sizes add \$407.00 to the 1422 list price & use unit number 1422-OO (number may be altered to best fit your specifications at time of order). Specify desired width & height. Please refer to page 5 for custom ordering examples. (Maximum size - 72" w x 84" h. Please contact Customer Service for height restrictions on oversize Clear Beveled units.)
	AQUAGLIDE® (shown above in clear glass) is also available for all other glass patterns for an additional \$158.00 per unit. Prefix the Unit Number with the letters AG to select this option. For example - AG1422FGSN

Notes

If shower surface or walls are out of level beyond 3/8" purchase tapered fillers (see above) for proper fit. Optional curb SC915 must be used with SC878 curb filler.

Please specify taper size when ordering and add \$28.00.

Ordering Example

1422AUBN (Unit number, followed by glass selection code, then by frame color code.)

Frame Selection Codes

Anodized Finishes			
Silver	No Code	Gold	GD
Trends			
Brushed Nickel	BN	Oil Rubbed Bronze	OR
Antique Pewter	QP	Satin Nickel	SN
Colours			
Almond	AP	Burnished Copper	CU
Bronze	BR	White	WP
Brushed Bronze	BB	Wrought Iron	WI



Swing Doors

Infinity French Doors

1/4" Frameless Continuous Hinge

1722, 1822

Unit No.	Fits Openings Between	Height	Glass Selections	Glass Code	Silver	Gold	Trends	Colours
1722*	36" - 60"	72"	Clear	CL	\$1201	\$1252	\$1508	\$1579
			Clear Etched Rain Vessence	EE RN VS	\$1309	\$1360	\$1616	\$1687
			AQUAGLIDE Clear	XP	\$1359	\$1410	\$1666	\$1737
			Fluted Reflections Strata	FG RF SR	\$1399	\$1451	\$1707	\$1777
			Autumn Silk Tempest	AU LK TM	\$1591	\$1643	\$1899	\$1969
(Optional higher threshold curb SC915 is available and is required for use with curb filler SCX878. See below.)								
*Finished opening required - Please specify when ordering.								

1822*	36" - 60"	76"	Clear	CL	\$1314	\$1365	\$1622	\$1692
			Clear Etched Rain Vessence	EE RN VS	\$1466	\$1518	\$1774	\$1844
			AQUAGLIDE Clear	XP	\$1472	\$1523	\$1780	\$1850
			Fluted Reflections Strata	FG RF SR	\$1551	\$1603	\$1859	\$1929
			Autumn Silk Tempest	AU LK TM	\$1721	\$1773	\$2029	\$2099
(Optional higher threshold curb SC915 is available and is required for use with curb filler SCX878. See below.)								
*Finished opening required - Please specify when ordering.								

SCX878	Curb Filler	Cut To Size	Ea. (Add \$28.00 for taper)	\$60	\$74	\$75	\$82
SCX553	Wall Filler	Cut To Size	Ea. (Add \$28.00 for taper)	\$33	\$36	\$41	\$46
SCX590	1" Wall Filler - Wall Jamb	Cut to Size	Ea. (Add \$28.00 for taper)	\$52	\$58	\$59	\$85

Options	Units feature a C Pull Handle. To substitute a C Pull/Towel Bar combination option (40" minimum opening required), please prefix the unit number with the letter (C), specify hinge side, left or right and add \$138.00 list. For example - C1822CL
	To substitute optional curb for applications requiring higher threshold to accommodate fiberglass or acrylic modularity with radius corners or for out of level conditions, prefix the unit number with the letter (R) and add \$67.00 list. For example - R1722EEAQ
	For any variation to standard sizes add \$407.00 to the 1422 list price & use unit number 1422-00 (number may be altered to best fit your specifications at time of order). Specify desired width & height. Please refer to page 5 for custom ordering examples. (Maximum size - 72"w x 84"h. Please contact Customer Service for height restrictions on oversize Clear Beveled units.)
AQUAGLIDE (shown above in clear glass) is also available for all other glass patterns for an additional \$158.00 per unit. Prefix the Unit Number with the letters AG to select this option. For example - AG1822RNSN	

Notes

If shower surface or walls are out of level beyond 3/8" purchase tapered fillers (see above) for proper fit. Optional curb SC915 must be used with SC878 curb filler.

Please specify taper size when ordering and add \$28.00.

Ordering Example

1422AUBN (Unit number, followed by glass selection code, then by frame color code.)

Frame Selection Codes

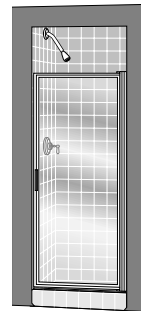
Anodized Finishes			
Silver	No Code	Gold	GD
Trends			
Brushed Nickel	BN	Oil Rubbed Bronze	OR
Antique Pewter	QP	Satin Nickel	SN
Colours			
Almond	AP	Burnished Copper	CU
Bronze	BR	White	WP
Brushed Bronze	BB	Wrought Iron	WI

Swing Doors

Deluxe Doors for Fiberglass Modulars

Framed Pivot Door

100-AK, 500EN



Unit No.	Manufacturers' Model #	Height	Glass Selections	Glass Code	Silver	Gold	Trends	Colours
100-AK	Aker S-36	63 1/2"	Obscure	No Code	\$357	\$412	\$544	\$609
			Clear	CL	\$378	\$433	\$565	\$630
			Rain	RN				
			Vessence	VS				
			Clear Etched	EE	\$423	\$477	\$611	\$675
			AQUAGLIDE Clear	XP	\$457	\$512	\$644	\$709
			Fluted	FG	\$577	\$632	\$764	\$828
Reflections	RF							
Strata	SR							
(Fits opening size between 32 3/8" to 34 1/8".)			Autumn	AU	\$623	\$678	\$810	\$875
			Clear Beveled	CD				
			Silk	LK				
			Tempest	TM				

500EN	Sterling Ensemble 72100100 (32 5/8") 72200100 (32 5/8")	70 1/2"	Obscure	No Code	\$438	\$501	\$625	\$689
			Clear	CL	\$497	\$561	\$684	\$749
			AQUAGLIDE Clear	XP	\$576	\$640	\$763	\$828
			Rain	RN	\$594	\$658	\$781	\$846
			Clear Etched	EE				
			Vessence	VS				
			Fluted	FG	\$732	\$795	\$919	\$983
Reflections	RF							
Strata	SR							
(Fits opening size between 31 7/8" to 33 3/8".)			Autumn	AU	\$747	\$810	\$934	\$998
			Clear Beveled	CD				
			Silk	LK				
			Tempest	TM				

SCX878	Curb Filler	Cut To Size	Each (Add \$28.00 for taper)	\$60	\$74	\$75	\$82
SCX902	1/4" Wall Filler- Strk Jmb	Cut To Size	Each (Add \$28.00 for taper)	\$27	\$32	\$44	\$47
SCX901	1/2" Wall Filler- Strk Jmb	Cut To Size	Each (Add \$28.00 for taper)	\$38	\$42	\$50	\$54
SCX910	3/4" Wall Filler- Strk Jmb	Cut To Size	Each (Add \$28.00 for taper)	\$41	\$47	\$57	\$62
SCX850	1" Wall Filler- Pvt Jamb	Cut To Size	Each (Add \$28.00 for taper)	\$55	\$62	\$74	\$81

Options	To add a Curved Towel Bar to any framed pivot door prefix the unit number with the letter (T) and add \$118.00 list. For example - T100-AKEEBB
	AQUAGLIDE (shown above in clear glass) is also available for all other glass patterns for an additional \$79.00 per unit. Prefix the Unit Number with the letters AG to select this option. For example - AG500ENRF

Notes

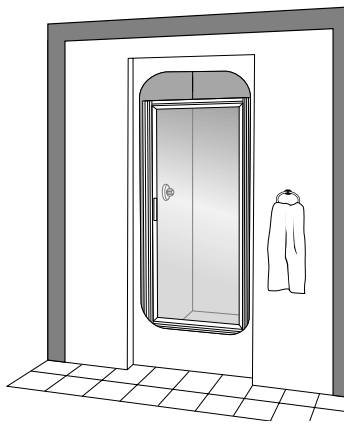
If shower surface or walls are out of level beyond 3/8" purchase tapered fillers (see above) for proper fit. Please specify taper size when ordering and add \$28.00.

Ordering Example

100-AKCLSN (Unit number, followed by glass selection code, then by frame color code.)

Frame Selection Codes

Anodized Finishes			
Silver	No Code	Gold	GD
Trends			
Brushed Nickel	BN	Oil Rubbed Bronze	OR
Antique Pewter	QP	Satin Nickel	SN
Colours			
Almond	AP	Burnished Copper	CU
Bronze	BR	White	WP
Brushed Bronze	BB	Wrought Iron	WI



Swing Doors

Deluxe Enclosures for Acrylic Modulares

36" Framed Pivot Door

335

Unit No.	Manufacturers' Model #	Height	Glass Selections	Glass Code	Silver	Gold	Trends	Colours
Pivot Doors to fit 36" Acrylic Modulares			Obscure	No Code	\$630	\$723	\$942	\$1044
			Clear	CL	\$668	\$761	\$980	\$1082
335AK	Aker ACS-36	69 ³ / ₈ "	Rain	RN	\$741	\$833	\$1053	\$1154
335AQ	Aqua Glass 3777SA,3784,3788	69 ³ / ₈ "	Clear Etched	EE				
			Vessence	VS				
335KH	Kohler K1566/1559	69 ³ / ₈ "	AQUAGLIDE Clear	XP	\$747	\$840	\$1059	\$1161
335LSA	Aquarius 36AC	69 ³ / ₈ "	Fluted	FG	\$850	\$942	\$1162	\$1263
335LSB	Aquarius 36ACTRI	69 ³ / ₈ "	Reflections	RF				
335UR	Universal Rundle 6511	69 ³ / ₈ "	Strata	SR				
			Clear Beveled	CD	\$818	\$911	\$1130	\$1232
			Autumn	AU	\$960	\$1053	\$1272	\$1373
			Silk	LK				
			Tempest	TM				

Options	<p>To add a Curved Towel Bar to any framed pivot door prefix the unit number with the letter (T) and add \$118.00 list. For example - T335AQRFBN</p> <p>AQUAGLIDE (shown above in clear glass) is also available for all other glass patterns for an additional \$79.00 per unit. Prefix the Unit Number with the letters AG to select this option. For example - AG335URCD</p>
----------------	-------------------------------------------------------------------------------------------------------------------------------------------------------------------------------------------------------------------------------------------------------------------------------------------------------------------------------------------------------------------------------------------------------------

Notes

Ordering Example

335LSBCLQP (Unit number, followed by glass selection code, then by frame color code.)

Frame Selection Codes

Anodized Finishes			
Silver	No Code	Gold	GD
Trends			
Brushed Nickel	BN	Oil Rubbed Bronze	OR
Antique Pewter	QP	Satin Nickel	SN
Colours			
Almond	AP	Burnished Copper	CU
Bronze	BR	White	WP
Brushed Bronze	BB	Wrought Iron	WI

Panel/Door/Panel


Thinline Enclosures

Deluxe Framed Pivot 125S, 125, 725

Classic Frameless Pivot 126, 726

Deluxe Framed Continuous Hinge 125HI, 725HI

Classic Frameless Continuous Hinge 126HI, 726HI



Unit No.	Door Style	Fits Openings Between	Height*	Glass Selections	Glass Code	Silver	Gold	Trends	Colours
125S-1	Framed	36"-38"	65 ⁷ / ₈ "	Obscure	No Code	\$782	\$866	\$1161	\$1249
125S-2	Framed	38"-40"	65 ⁷ / ₈ "	Clear	CL	\$872	\$956	\$1251	\$1339
125S-3	Framed	40"-42"	65 ⁷ / ₈ "	Rain	RN				
125S-4	Framed	42"-44"	65 ⁷ / ₈ "	Clear Etched	EE	\$1024	\$1109	\$1403	\$1491
125S-5	Framed	44"-46"	65 ⁷ / ₈ "	Vessence	VS				
125S-6	Framed	46"-48"	65 ⁷ / ₈ "	AQUAGLIDE Clear	XP	\$1030	\$1114	\$1409	\$1497
When ordering Quick 'N Stall option, please specify exact opening size.				Fluted Reflections	FG	\$1153	\$1238	\$1532	\$1621
				Strata	SR				
* Height shown reflects use of included optional filler. Without filler, height is 65".				Clear Beveled	Design on Door Only CD	\$1069	\$1154	\$1449	\$1538
				Autumn Silk	AU LK	\$1251	\$1336	\$1631	\$1718
				Tempest	TM				

<i>Pivot</i>				Obscure	No Code	\$995	\$1083	\$1480	\$1595
125*	Framed	36"-60"	68 ⁵ / ₈ "	Clear	CL	\$1105	\$1193	\$1590	\$1705
126*	Frameless	36"-60"	68 ⁵ / ₈ "	Rain	RN				
725*	Framed	36"-60"	72 ¹ / ₈ "	Clear Etched	EE	\$1271	\$1359	\$1756	\$1871
726*	Frameless	36"-60"	72 ¹ / ₈ "	Vessence	VS				
				AQUAGLIDE Clear	XP	\$1263	\$1351	\$1748	\$1863
<i>Continuous Hinge</i>				Fluted Reflections	FG	\$1430	\$1517	\$1915	\$2029
125HI*	Framed	36"-60"	68 ⁵ / ₈ "	Strata	SR				
126HI*	Frameless	36"-60"	68 ⁵ / ₈ "	Clear Beveled	Design on Door Only CD	\$1314	\$1402	\$1800	\$1915
725HI*	Framed	36"-60"	72 ¹ / ₈ "	Autumn Silk	AU LK	\$1467	\$1554	\$1952	\$2067
726HI*	Frameless	36"-60"	72 ¹ / ₈ "	Tempest	TM				

***Finished opening required - Please specify when ordering.**

SCX543	Curb Filler	Cut To Size	Ea. (Add \$28.00 for taper)	\$45	\$51	\$60	\$67
SCX553	Wall Filler	Cut To Size	Ea. (Add \$28.00 for taper)	\$33	\$36	\$41	\$46
SCX590	1" Wall Filler - Wall Jamb	Cut to Size	Ea. (Add \$28.00 for taper)	\$52	\$58	\$59	\$85

Options	
	To add a Curved Towel Bar to any framed pivot/hinge door prefix the unit number with the letter (T) and add \$118.00 list. For example - T725FGOR
	When ordering Quick 'N Stall option prefix the unit number with a "Q" and add \$125 list to above prices. For example - Q125S-4RNCU
	For any variation to standard sizes add \$372.00 to the 125/126 list price & use unit number 125-OO, 126-OO, 125HI-OO or 126HI-OO (number may be altered to best fit your specifications at time of order). Specify desired width & height. Please refer to page 5 for custom ordering examples. (Maximum size - 72"w x 84"h. Please contact Customer Service for height restrictions on oversize Clear Beveled units. The 125S units are available only in sizes listed above.)
	Buttress - add \$63.00 to list Notched Panel - add \$126.00 to list, Modified for Steam (125HI/725HI units only) - add \$38.00 to list.
	AQUAGLIDE (shown above in clear glass) is also available for all other glass patterns for an additional \$158.00 per unit. Prefix the Unit Number with the letters AG to select this option. For example - AG125FGWP



Notes

If shower surface or walls are out of level beyond ³/₈" purchase tapered fillers (see above) for proper fit. Please specify taper size when ordering and add \$28.00.

Door size is determined by Basco unless specified by customer.

For additional units designed to fit specific fiberglass modulars, please see page 41.

Ordering Example

125S-1EEWI (Unit number, followed by glass selection code, then by frame color code.)

Frame Selection Codes

Anodized Finishes			
Silver	No Code	Gold	GD
Trends			
Brushed Nickel	BN	Oil Rubbed Bronze	OR
Antique Pewter	QP	Satin Nickel	SN
Colours			
Almond	AP	Burnished Copper	CU
Bronze	BR	White	WP
Brushed Bronze	BB	Wrought Iron	WI



Panel/Door/Panel

Infinity 1/4" Frameless Continuous Hinge

1412S, 1412, 1712, 1812

Unit No.	Door Style	Fits Openings Between	Height*	Glass Selections	Glass Code	Silver	Gold	Trends	Colours
1412S-1	Frameless	36"-38"	65 ⁷ / ₈ "	Clear	CL	\$984	\$1063	\$1344	\$1430
1412S-2	Frameless	38"-40"	65 ⁷ / ₈ "	Clear Etched	EE	\$1131	\$1210	\$1491	\$1577
1412S-3	Frameless	40"-42"	65 ⁷ / ₈ "	Rain Vessence	RN VS				
1412S-4	Frameless	42"-44"	65 ⁷ / ₈ "	AQUAGLIDE Clear	XP	\$1142	\$1221	\$1502	\$1588
1412S-5	Frameless	44"-46"	65 ⁷ / ₈ "	Fluted	FG	\$1254	\$1333	\$1614	\$1699
1412S-6	Frameless	46"-48"	65 ⁷ / ₈ "	Reflections Strata	RF SR				
* Height shown reflects use of included optional filler. Without filler, height is 65".				Clear Beveled	CD	\$1175	\$1255	\$1537	\$1621
				Autumn Silk Tempest	AU LK TM	\$1325	\$1404	\$1686	\$1770
				Design on Door Only					

1412*	Frameless	36"-60"	68 ⁵ / ₈ "	Clear	CL	\$1307	\$1388	\$1768	\$1877
				Clear Etched	EE	\$1466	\$1548	\$1928	\$2037
				Rain Vessence	RN VS				
				AQUAGLIDE Clear	XP	\$1465	\$1546	\$1926	\$2035
1712*	Frameless	36"-60"	72 ¹ / ₈ "	Fluted	FG	\$1616	\$1698	\$2078	\$2188
				Reflections Strata	RF SR				
				Clear Beveled	CD	\$1507	\$1589	\$1969	\$2078
*Finished opening required - Please specify when ordering.				Autumn Silk Tempest	AU LK TM	\$1653	\$1735	\$2115	\$2224
				(Avail. only for 1412. Design on Door Only)					

1812*	Frameless	36"-60"	76 ¹ / ₈ "	Clear	CL	\$1390	\$1470	\$1851	\$1960
				Clear Etched	EE	\$1549	\$1631	\$2011	\$2120
				Rain Vessence	RN VS				
				AQUAGLIDE Clear	XP	\$1548	\$1628	\$2009	\$2118
				Fluted	FG	\$1699	\$1781	\$2161	\$2271
Reflections Strata	RF SR								
*Finished opening required - Please specify when ordering.				Autumn Silk Tempest	AU LK TM	\$1736	\$1818	\$2198	\$2307

SCX543	Curb Filler	Cut To Size	Ea. (Add \$28.00 for taper)	\$45	\$51	\$60	\$67
SCX553	Wall Filler	Cut To Size	Ea. (Add \$28.00 for taper)	\$33	\$36	\$41	\$46
SCX590	1" Wall Filler - Wall Jamb	Cut to Size	Ea. (Add \$28.00 for taper)	\$52	\$58	\$59	\$85

Options	
	Units feature a C Pull Handle. To substitute a C Pull/Towel Bar combination option, please prefix the unit number with the letter (C), specify hinge side, left or right and add \$70.00 list. For example - C1412LKQP
	For any variation to standard sizes add \$407.00 to the 1412 list price & use unit number 1412-OO (number may be altered to best fit your specifications at time of order). Specify desired width & height. Please refer to page 5 for custom ordering examples. (Maximum size - 72"w x 84"h. Please contact Customer Service for height restrictions on oversize Clear Beveled units. The 1412S units are available only in sizes listed above.)
	Buttress - add \$63.00 to list, Notched Panel - add \$126.00 to list.
	AQUAGLIDE (shown above in clear glass) is also available for all other glass patterns for an additional \$158.00 per unit. Prefix the Unit Number with the letters AG to select this option. For example - AG1412FGWP

Door & Panel

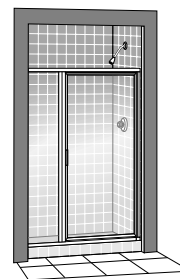
Thinline Enclosures

Deluxe Framed Pivot 135, 735

Classic Frameless Pivot 136, 736

Deluxe Framed Continuous Hinge 135HI, 735HI

Classic Frameless Continuous Hinge 136HI, 736HI



Unit No.	Door Style	Fits Openings Between	Height	Glass Selections	Glass Code	Silver	Gold	Trends	Colours
<i>Pivot</i> 135*	Framed	32"-60"	68 ⁵ / ₈ "	Obscure	No Code	\$659	\$717	\$938	\$1003
				Clear	CL	\$700	\$758	\$979	\$1045
136*	Frameless	32"-60"	68 ⁵ / ₈ "	Rain	RN	\$856	\$915	\$1136	\$1202
				Clear Etched Vessence	EE VS				
<i>Continuous Hinge</i>				AQUAGLIDE Clear	XP	\$858	\$916	\$1137	\$1203
135HI*	Framed	32"-60"	68 ⁵ / ₈ "	Fluted	FG	\$953	\$1011	\$1232	\$1297
136HI*	Frameless	32"-60"	68 ⁵ / ₈ "	Reflections Strata	RF SR				
*Finished opening required - Please specify when ordering.				Clear Beveled	Design on Door Only CD	\$868	\$926	\$1147	\$1213
				Autumn Silk	AU LK	\$1141	\$1199	\$1423	\$1485
				Tempest	TM				

<i>Pivot</i> 735*	Framed	32"-60"	72 ¹ / ₈ "	Obscure	No Code	\$855	\$913	\$1200	\$1277
				Clear	CL	\$929	\$986	\$1273	\$1351
736*	Frameless	32"-60"	72 ¹ / ₈ "	Rain	RN	\$1049	\$1107	\$1393	\$1472
				Clear Etched Vessence	EE VS				
<i>Continuous Hinge</i>				AQUAGLIDE Clear	XP	\$1087	\$1144	\$1431	\$1509
735HI*	Framed	32"-60"	72 ¹ / ₈ "	Fluted	FG	\$1149	\$1207	\$1494	\$1571
736HI*	Frameless	32"-60"	72 ¹ / ₈ "	Reflections Strata	RF SR				
*Finished opening required - Please specify when ordering.				Clear Beveled	Design on Door Only CD	\$1090	\$1148	\$1435	\$1512
				Autumn Silk	AU LK	\$1363	\$1421	\$1707	\$1784
				Tempest	TM				

SCX543	Curb Filler	Cut To Size	Ea. (Add \$28.00 for taper)	\$45	\$51	\$60	\$67
SCX553	Wall Filler	Cut To Size	Ea. (Add \$28.00 for taper)	\$33	\$36	\$41	\$46
SCX590	1" Wall Filler - Wall Jamb	Cut to Size	Ea. (Add \$28.00 for taper)	\$52	\$58	\$59	\$85

Options	
	To add a Curved Towel Bar to any framed pivot/hinge door prefix the unit number with the letter (T) and add \$118.00 list. <i>For example - T735CLBR</i>
	When ordering Quick 'N Stall option prefix the unit number with a "Q" and add \$63 list to above prices. <i>For example - Q135S-4RNGD</i>
	For any variation to standard sizes add \$372.00 to the 135/136 list price & use unit number 135-OO, 136-OO, 135HI-OO or 136HI-OO (<i>number may be altered to best fit your specifications at time of order</i>). Specify desired width & height. Please refer to page 5 for custom ordering examples. (Maximum size - 72"w x 84"h. Please contact Customer Service for height restrictions on oversize Clear Beveled units.)
	Buttress - add \$63.00 to list Notched Panel - add \$126.00 to list, Modified for Steam (135HI/735HI units only) - add \$38.00 to list.
	AQUAGLIDE (shown above in clear glass) is also available for all other glass patterns for an additional \$158.00 per unit. Prefix the Unit Number with the letters AG to select this option. <i>For example - AG135FGWP</i>



Notes

If shower surface or walls are out of level beyond ³/₈" purchase tapered fillers (see above) for proper fit. Please specify taper size when ordering & add \$28.00.

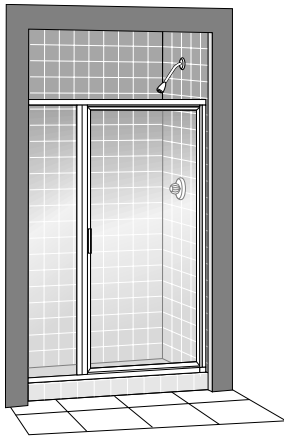
Door size is determined by Basco unless specified by customer.

Ordering Example

135TMOR (Unit number, followed by glass selection code, then by frame color code.)

Frame Selection Codes

Anodized Finishes			
Silver	No Code	Gold	GD
Trends			
Brushed Nickel	BN	Oil Rubbed Bronze	OR
Antique Pewter	QP	Satin Nickel	SN
Colours			
Almond	AP	Burnished Copper	CU
Bronze	BR	White	WP
Brushed Bronze	BB	Wrought Iron	WI



Door & Panel

Thinline Enclosures

Deluxe Framed Pivot 135S

Unit No.	Door Style	Fits Openings Between	Height*	Glass Selections	Glass Code	Silver	Gold	Trends	Colours
135S-1	Framed	36"-37"	65 ⁷ / ₈ "	Obscure	No Code	\$577	\$635	\$856	\$921
135S-2	Framed	37"-38"	65 ⁷ / ₈ "	Clear	CL	\$618	\$676	\$897	\$963
135S-3	Framed	38"-39"	65 ⁷ / ₈ "	Rain	RN	\$774	\$832	\$1054	\$1120
135S-4	Framed	39"-40"	65 ⁷ / ₈ "	Clear Etched	EE				
135S-5	Framed	40"-41"	65 ⁷ / ₈ "	Vessence	VS	\$776	\$834	\$1055	\$1121
135S-6	Framed	41"-42"	65 ⁷ / ₈ "	AQUAGLIDE Clear	XP				
135S-7	Framed	42"-43"	65 ⁷ / ₈ "	Fluted	FG	\$871	\$929	\$1150	\$1215
135S-8	Framed	43"-44"	65 ⁷ / ₈ "	Reflections	RF				
135S-9	Framed	44"-45"	65 ⁷ / ₈ "	Strata	SR	\$786	\$844	\$1065	\$1131
135S-10	Framed	45"-46"	65 ⁷ / ₈ "	Clear Beveled	CD				
135S-11	Framed	46"-47"	65 ⁷ / ₈ "	Autumn	AU	\$1059	\$1117	\$1338	\$1403
135S-12	Framed	47"-48"	65 ⁷ / ₈ "	Silk	LK				
				Tempest	TM				

When ordering Quick 'N Stall option, please specify exact opening size.

* Height shown reflects use of included optional filler. Without filler, height is 65".

SCX543	Curb Filler	Cut To Size	Ea. (Add \$28.00 for taper)	\$45	\$51	\$60	\$67
SCX553	Wall Filler	Cut To Size	Ea. (Add \$28.00 for taper)	\$33	\$36	\$41	\$46
SCX590	1" Wall Filler - Wall Jamb	Cut to Size	Ea. (Add \$28.00 for taper)	\$52	\$58	\$59	\$85

Options	
	To add a Curved Towel Bar to any framed pivot/hinge door prefix the unit number with the letter (T) and add \$118.00 list. For example - T135S-5CLBR
	When ordering Quick 'N Stall option prefix the unit number with a "Q" and add \$63 list to above prices. For example - Q135S-2RN
	For any variation to standard sizes please refer to the 135/136 pricing and options on page 34. The 135S units are available only in sizes listed above.
	AQUAGLIDE (shown above in clear glass) is also available for all other glass patterns for an additional \$158.00 per unit. Prefix the Unit Number with the letters AG to select this option. For example - AG135SCD



Notes

If shower surface or walls are out of level beyond ³/₈" purchase tapered fillers (see above) for proper fit. Please specify taper size when ordering & add \$28.00.

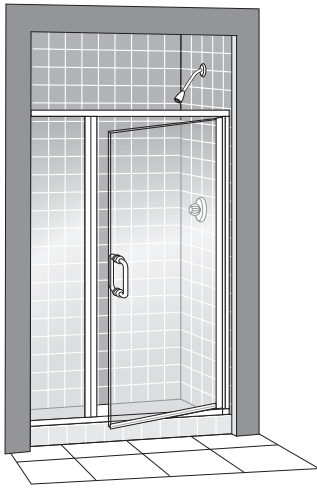
Door size is determined by Basco unless specified by customer.

Ordering Example

135S-1BN (Unit number, followed by glass selection code, then by frame color code.)

Frame Selection Codes

Anodized Finishes			
Silver	No Code	Gold	GD
Trends			
Brushed Nickel	BN	Oil Rubbed Bronze	OR
Antique Pewter	QP	Satin Nickel	SN
Colours			
Almond	AP	Burnished Copper	CU
Bronze	BR	White	WP
Brushed Bronze	BB	Wrought Iron	WI



Door & Panel

Infinity 1/4" Frameless Continuous Hinge

1413S

Unit No.	Door Style	Fits Openings Between	Height*	Glass Selections	Glass Code	Silver	Gold	Trends	Colours
1413S-1	Frameless	36"-37"	65 ⁷ / ₈ "	Clear	CL	\$728	\$783	\$993	\$1056
1413S-2	Frameless	37"-38"	65 ⁷ / ₈ "	Clear Etched	EE	\$877	\$932	\$1142	\$1205
1413S-3	Frameless	38"-39"	65 ⁷ / ₈ "	Rain	RN				
1413S-4	Frameless	39"-40"	65 ⁷ / ₈ "	Vessence	VS				
1413S-5	Frameless	40"-41"	65 ⁷ / ₈ "	AQUAGLIDE Clear	XP	\$886	\$941	\$1151	\$1214
1413S-6	Frameless	41"-42"	65 ⁷ / ₈ "	Fluted	FG	\$969	\$1023	\$1233	\$1296
1413S-7	Frameless	42"-43"	65 ⁷ / ₈ "	Reflections	RF				
1413S-8	Frameless	43"-44"	65 ⁷ / ₈ "	Strata	SR	\$889	\$943	\$1153	\$1215
1413S-9	Frameless	44"-45"	65 ⁷ / ₈ "	Clear Beveled <small>Design on Door Only</small>	CD				
1413S-10	Frameless	45"-46"	65 ⁷ / ₈ "	Autumn	AU	\$1148	\$1203	\$1413	\$1475
1413S-11	Frameless	46"-47"	65 ⁷ / ₈ "	Silk	LK				
1413S-12	Frameless	47"-48"	65 ⁷ / ₈ "	Tempest	TM				

* Height shown reflects use of included optional filler. Without filler, height is 65".

SCX543	Curb Filler	Cut To Size	Ea. (Add \$28.00 for taper)	\$45	\$51	\$60	\$67
SCX553	Wall Filler	Cut To Size	Ea. (Add \$28.00 for taper)	\$33	\$36	\$41	\$46
SCX590	1" Wall Filler - Wall Jamb	Cut to Size	Ea. (Add \$28.00 for taper)	\$52	\$58	\$59	\$85

Options	<p>Units feature a C Pull Handle. To substitute a C Pull/Towel Bar combination option, please prefix the unit number with the letter (C), specify hinge side, left or right and add \$70.00 list. For example - C1413S-5CL</p> <p>For any variation to standard sizes please refer to the 1413 pricing and options on page 35. The 1413S units are available only in sizes listed above.</p> <p>AQUAGLIDE (shown above in clear glass) is also available for all other glass patterns for an additional \$158.00 per unit. Prefix the Unit Number with the letters AG to select this option. For example - AG1413S-8LK</p>
----------------	-------------------------------------------------------------------------------------------------------------------------------------------------------------------------------------------------------------------------------------------------------------------------------------------------------------------------------------------------------------------------------------------------------------------------------------------------------------------------------------------------------------------------------------------------------------------------------------------------------------------------------------------------

Notes

If tub/shower surface or walls are out of level beyond ³/₈" purchase tapered fillers (see above) for proper fit. Please specify taper size when ordering and add \$28.00.

Door size is determined by Basco unless specified by customer.

Ordering Example

1413S-3CLBR (Unit number, followed by glass selection code, then by frame color code.)

Frame Selection Codes

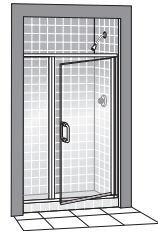
Anodized Finishes			
Silver	No Code	Gold	GD
Trends			
Brushed Nickel	BN	Oil Rubbed Bronze	OR
Antique Pewter	QP	Satin Nickel	SN
Colours			
Almond	AP	Burnished Copper	CU
Bronze	BR	White	WP
Brushed Bronze	BB	Wrought Iron	WI

Door & Panel

Infinity 1/4" Frameless Continuous Hinge

1413, 1713, 1813

1413NP, 1713NP, 1813NP



Unit No.	Door Style	Fits Openings Between	Height	Glass Selections	Glass Code	Silver	Gold	Trends	Colours
1413*	Frameless	32"-60"	68 ⁵ / ₈ "	Clear	CL	\$851	\$906	\$1116	\$1178
				Clear Etched Rain Vessence	EE RN VS	\$1000	\$1055	\$1265	\$1327
				AQUAGLIDE Clear	XP	\$1009	\$1064	\$1274	\$1336
1413NP*	Frameless with No Post	32"-60"	68 ⁵ / ₈ "	Fluted Reflections Strata	FG RF SR	\$1091	\$1146	\$1356	\$1418
				Clear Beveled <small>Design on Door Only</small>	CD	\$1011	\$1065	\$1276	\$1338
				Autumn Silk Tempest	AU LK TM	\$1270	\$1326	\$1536	\$1598
*Finished opening required - Please specify when ordering.									
1713*	Frameless	32"-60"	72 ¹ / ₈ "	Clear	CL	\$1171	\$1226	\$1498	\$1572
				Clear Etched Rain Vessence	EE RN VS	\$1286	\$1340	\$1612	\$1687
				AQUAGLIDE Clear	XP	\$1329	\$1384	\$1656	\$1730
1713NP*	Frameless with No Post	32"-60"	72 ¹ / ₈ "	Fluted Reflections Strata	FG RF SR	\$1381	\$1436	\$1708	\$1782
				Autumn Silk Tempest	AU LK TM	\$1585	\$1640	\$1911	\$1986
				*Finished opening required - Please specify when ordering.					
1813*	Frameless	32"-60"	76 ¹ / ₈ "	Clear	CL	\$1244	\$1298	\$1570	\$1645
				Clear Etched Rain Vessence	EE RN VS	\$1358	\$1413	\$1685	\$1759
				AQUAGLIDE Clear	XP	\$1402	\$1456	\$1728	\$1803
1813NP*	Frameless with No Post	32"-60"	76 ¹ / ₈ "	Fluted Reflections Strata	FG RF SR	\$1454	\$1508	\$1780	\$1855
				Autumn Silk Tempest	AU LK TM	\$1657	\$1712	\$1984	\$2058
				*Finished opening required - Please specify when ordering.					
SCX543	Curb Filler		Cut To Size	Ea. (Add \$28.00 for taper)	\$45	\$51	\$60	\$67	
SCX553	Wall Filler		Cut To Size	Ea. (Add \$28.00 for taper)	\$33	\$36	\$41	\$46	
SCX590	1" Wall Filler - Wall Jamb		Cut to Size	Ea. (Add \$28.00 for taper)	\$52	\$58	\$59	\$85	

Options	<p>Units feature a C Pull Handle. To substitute a C Pull/Towel Bar combination option, please prefix the unit number with the letter (C), specify hinge side, left or right and add \$70.00 list. For example - C1413CL</p> <p>For any variation to standard sizes add \$407.00 to the 1413/1413NP list price & use unit number 1413-OO or 1413NP-OO (number may be altered to best fit your specifications at time of order). Specify desired width & height. Please refer to page 5 for custom ordering examples. (1413/1713/1813 maximum size - 72"w x 84"h. 1413NP/1713NP/1813NP maximum size - 60"w x 84"h. Please contact Customer Service for height restrictions on oversize Clear Beveled units.)</p> <p>To allow for a more frameless design, units 1413NP/1713NP/1813NP utilize a closure magnet at the top of the door instead of a handle magnet and strike jamb. Please note that the door must be hinged from the wall rather than the panel when selecting this option.</p> <p>Buttress - add \$63.00 to list, Notched Panel - add \$126.00 to list.</p> <p>AQUAGLIDE (shown above in clear glass) is also available for all other glass patterns for an additional \$158.00 per unit. Prefix the Unit Number with the letters AG to select this option. For example - AG1713SRCU</p>
----------------	--------------------------------------------------------------------------------------------------------------------------------------------------------------------------------------------------------------------------------------------------------------------------------------------------------------------------------------------------------------------------------------------------------------------------------------------------------------------------------------------------------------------------------------------------------------------------------------------------------------------------------------------------------------------------------------------------------------------------------------------------------------------------------------------------------------------------------------------------------------------------------------------------------------------------------------------------------------------------------------------------------------------------------------------------------------------------------------------------------------------------------------------------------------------------------------------------------------------------------------------------------------------------------------------------------------------------------------------------

Door/90° Angle


Thinline Enclosures

Deluxe Framed Pivot 145, 745,

Classic Frameless Pivot 146, 746

Deluxe Framed Continuous Hinge 145HI, 745HI

Classic Frameless Continuous Hinge 146HI, 746HI
(Pre-Assembled Header & Curb)



Unit No.	Door Style	Centerline Up To:	Height	Glass Selections	Glass Code	Silver	Gold	Trends	Colours
				Obscure	No Code	\$1020	\$1094	\$1424	\$1517
				Clear	CL	\$1062	\$1136	\$1465	\$1558
Pivot				Rain	RN				
145*	Framed	36" x 48"	68 ⁵ / ₈ "	Clear Etched	EE	\$1186	\$1259	\$1590	\$1683
146*	Frameless	36" x 48"	68 ⁵ / ₈ "	Vessence	VS				
				AQUAGLIDE Clear	XP	\$1220	\$1294	\$1623	\$1716
Continuous Hinge				Fluted	FG				
145HI*	Framed	36" x 48"	68 ⁵ / ₈ "	Reflections	RF	\$1295	\$1368	\$1698	\$1791
146HI*	Frameless	36" x 48"	68 ⁵ / ₈ "	Strata	SR				
				Clear Beveled	Design on Door Only CD	\$1200	\$1273	\$1604	\$1696
				Autumn	AU				
				Silk	LK	\$1646	\$1719	\$2050	\$2142
				Tempest	TM				
*Finished centerline required - Please specify when ordering.									
				Obscure	No Code	\$1250	\$1365	\$1743	\$1859
				Clear	CL	\$1298	\$1413	\$1792	\$1907
Pivot				Rain	RN				
745*	Framed	36" x 48"	72 ¹ / ₈ "	Clear Etched	EE	\$1434	\$1549	\$1927	\$2043
746*	Frameless	36" x 48"	72 ¹ / ₈ "	Vessence	VS				
				AQUAGLIDE Clear	XP	\$1456	\$1571	\$1950	\$2065
Continuous Hinge				Fluted	FG				
745HI*	Framed	36" x 48"	72 ¹ / ₈ "	Reflections	RF	\$1489	\$1605	\$1983	\$2098
746HI*	Frameless	36" x 48"	72 ¹ / ₈ "	Strata	SR				
				Clear Beveled	Design on Door Only CD	\$1430	\$1544	\$1923	\$2039
				Autumn	AU				
				Silk	LK	\$1904	\$2019	\$2397	\$2513
				Tempest	TM				
*Finished centerline required - Please specify when ordering.									
SCX543	Curb Filler		Cut To Size	Ea. (Add \$28.00 for taper)		\$45	\$51	\$60	\$67
SCX553	Wall Filler		Cut To Size	Ea. (Add \$28.00 for taper)		\$33	\$36	\$41	\$46
SCX590	1" Wall Filler - Wall Jamb		Cut to Size	Ea. (Add \$28.00 for taper)		\$52	\$58	\$59	\$85

Options

To add a Curved Towel Bar to any **framed** pivot/hinge door prefix the unit number with the letter (T) and add \$118.00 list. **For example - T745FGBN**

When ordering Quick 'N Stall option prefix the unit number with a "Q" and add \$63 list to above prices. **For example - Q145CLQP**

For any variation to standard sizes add \$372.00 to the 145/146 list price & use unit number 145-00, 146-00, 145HI-00 or 146HI-00 (number may be altered to best fit your specifications at time of order). Specify desired width & height. Please refer to page 5 for custom ordering examples. (Maximum size - 36" door x panel to 60"w x 84"h . Please contact Customer Service for height restrictions on oversize Clear Beveled units.)

Buttress - add \$63.00 to list, **Notched Panel** - add \$126.00 to list, **Modified for Steam** (145HI/745HI units only) - add \$38.00 to list, **Special Angle** (not 90°) - add \$63.00 to list.

AQUAGLIDE (shown above in clear glass) is also available for all other glass patterns for an additional \$158.00 per unit. Prefix the Unit Number with the letters AG to select this option. **For example - AG145LKWP**



Frame Selection Codes

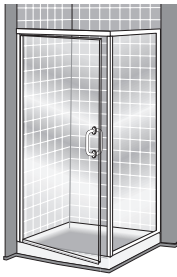
Anodized Finishes			
Silver	No Code	Gold	GD
Trends			
Brushed Nickel	BN	Oil Rubbed Bronze	OR
Antique Pewter	QP	Satin Nickel	SN
Colours			
Almond	AP	Burnished Copper	CU
Bronze	BR	White	WP
Brushed Bronze	BB	Wrought Iron	WI

Notes

If shower surface or walls are out of level beyond ³/₈" purchase tapered fillers (see above) for proper fit. Please specify taper size when ordering & add \$28.00.

Ordering Example

146EEAP (Unit number, followed by glass selection code, then by frame color code.)



Door/90° Angle

Infinity 1/4" Frameless Continuous Hinge

1414, 1714, 1814

Unit No.	Door Style	Centerline Up To	Height	Glass Selections	Glass Code	Silver	Gold	Trends	Colours
1414*	Frameless	36" x 48"	68 ⁵ / ₈ "	Clear	CL	\$1142	\$1211	\$1525	\$1614
				Clear Etched Rain Vessence	EE RN VS	\$1260	\$1331	\$1645	\$1733
				NEW AQUAGLIDE [®] Clear	XP	\$1300	\$1369	\$1683	\$1772
				Fluted Reflections Strata	FG RF SR	\$1362	\$1433	\$1747	\$1836
				Clear Beveled <small>Design on Door Only</small>	CD	\$1274	\$1343	\$1657	\$1747
				Autumn Silk Tempest	AU LK TM	\$1698	\$1768	\$2082	\$2171
*Finished centerline required - Please specify when ordering.									
1714*	Frameless	36" x 48"	72 ¹ / ₈ "	Clear	CL	\$1464	\$1573	\$1932	\$2043
				Clear Etched Rain Vessence	EE RN VS	\$1596	\$1706	\$2066	\$2175
				NEW AQUAGLIDE [®] Clear	XP	\$1622	\$1731	\$2090	\$2201
				Fluted Reflections Strata	FG RF SR	\$1676	\$1784	\$2145	\$2255
				Autumn Silk Tempest	AU LK TM	\$2043	\$2152	\$2478	\$2622
				*Finished centerline required - Please specify when ordering.					
1814*	Frameless	36" x 48"	76 ¹ / ₈ "	Clear	CL	\$1537	\$1646	\$2005	\$2115
				Clear Etched Rain Vessence	EE RN VS	\$1669	\$1778	\$2138	\$2247
				NEW AQUAGLIDE [®] Clear	XP	\$1695	\$1804	\$2163	\$2273
				Fluted Reflections Strata	FG RF SR	\$1749	\$1857	\$2217	\$2327
				Autumn Silk Tempest	AU LK TM	\$2115	\$2224	\$2551	\$2695
				*Finished centerline required - Please specify when ordering.					
SCX543	Curb Filler		Cut To Size	Ea. (Add \$28.00 for taper)	\$45	\$51	\$60	\$67	
SCX553	Wall Filler		Cut To Size	Ea. (Add \$28.00 for taper)	\$33	\$36	\$41	\$46	
SCX590	1" Wall Filler - Wall Jamb		Cut to Size	Ea. (Add \$28.00 for taper)	\$52	\$58	\$59	\$85	


Options	<p>Units feature a C Pull Handle. To substitute a C Pull/Towel Bar combination option, please prefix the unit number with the letter (C), specify hinge side, left or right and add \$70.00 list. For example - C1414VSSN</p> <p>For any variation to standard sizes add \$407.00 to the 1414 list price & use unit number 1414-OO (number may be altered to best fit your specifications at time of order). Specify desired width & height. Please refer to page 5 for custom ordering examples. (Maximum size - 36" door x panel to 60"w x 84"h. Please contact Customer Service for height restrictions on oversize Clear Beveled units.)</p> <p>Buttress - add \$63.00 to list, Notched Panel - add \$126.00 to list, Special Angle (not 90°) - add \$63.00 to list.</p> <p>AQUAGLIDE[®] (shown above in clear glass) is also available for all other glass patterns for an additional \$158.00 per unit. Prefix the Unit Number with the letters AG to select this option. For example - AG1714RNCU</p>
----------------	-------------------------------------------------------------------------------------------------------------------------------------------------------------------------------------------------------------------------------------------------------------------------------------------------------------------------------------------------------------------------------------------------------------------------------------------------------------------------------------------------------------------------------------------------------------------------------------------------------------------------------------------------------------------------------------------------------------------------------------------------------------------------------------------------------------------------------------------------------------------------------------------------------------------------------------------------------------------------------------------------------------------------------------------------------------------------

Please refer to the previous page (pg. 36) for Notes, Ordering Example and Frame Selection Codes.

Door/Panel/90° Angle

Thinline Enclosures

Deluxe Framed Pivot 150, 750,
 Classic Frameless Pivot 151, 751
 Deluxe Framed Continuous Hinge 150HI, 750HI
 Classic Frameless Continuous Hinge 151HI, 751HI
 (Pre-Assembled Header & Curb)



Unit No.	Door Style	Centerline Up To:	Height	Glass Selections	Glass Code	Silver	Gold	Trends	Colours
				Obscure	No Code	\$1117	\$1326	\$1606	\$1726
				Clear	CL	\$1194	\$1404	\$1685	\$1803
Pivot				Rain	RN				
150*	Framed	60" x 48"	68 ⁵ / ₈ "	Clear Etched	EE	\$1364	\$1574	\$1855	\$1973
151*	Frameless	60" x 48"	68 ⁵ / ₈ " <small>NEW</small>	Vessence	VS				
				AQUAGLIDE Clear	XP	\$1352	\$1562	\$1843	\$1961
Continuous Hinge				Fluted	FG				
150HI*	Framed	60" x 48"	68 ⁵ / ₈ "	Reflections	RF	\$1356	\$1565	\$1845	\$1965
151HI*	Frameless	60" x 48"	68 ⁵ / ₈ " <small>NEW</small>	Strata	SR				
				Clear Beveled	Design on Door Only CD	\$1413	\$1622	\$1902	\$2022
*Finished centerline required - Please specify when ordering.				Autumn	AU	\$1742	\$1951	\$2232	\$2351
				Silk	LK				
				Tempest	TM				
				Obscure	No Code	\$1275	\$1390	\$1871	\$2010
				Clear	CL	\$1371	\$1485	\$1966	\$2106
Pivot				Rain	RN				
750*	Framed	60" x 48"	72 ¹ / ₈ "	Clear Etched	EE	\$1549	\$1665	\$2146	\$2285
751*	Frameless	60" x 48"	72 ¹ / ₈ " <small>NEW</small>	Vessence	VS				
				AQUAGLIDE Clear	XP	\$1529	\$1643	\$2124	\$2264
Continuous Hinge				Fluted	FG				
750HI*	Framed	60" x 48"	72 ¹ / ₈ "	Reflections	RF	\$1515	\$1629	\$2110	\$2250
751HI*	Frameless	60" x 48"	72 ¹ / ₈ " <small>NEW</small>	Strata	SR				
				Clear Beveled	Design on Door Only CD	\$1594	\$1709	\$2190	\$2330
*Finished centerline required - Please specify when ordering.				Autumn	AU	\$1928	\$2043	\$2524	\$2664
				Silk	LK				
				Tempest	TM				
SCX543	Curb Filler		Cut To Size	Ea. (Add \$28.00 for taper)		\$45	\$51	\$60	\$67
SCX553	Wall Filler		Cut To Size	Ea. (Add \$28.00 for taper)		\$33	\$36	\$41	\$46
SCX590	1" Wall Filler - Wall Jamb		Cut to Size	Ea. (Add \$28.00 for taper)		\$52	\$58	\$59	\$85

Options To add a Curved Towel Bar to any **framed** pivot/hinge door prefix the unit number with the letter (T) and add \$118.00 list. **For example - T750AUBN**

When ordering **Quick 'N Stall** option prefix the unit number with a "Q" and add \$125 list to above prices. **For example - Q150CLAP**

For any variation to standard sizes add \$372.00 to the 150/151 list price & use unit number 150-00, 151-00, 150HI-00 or 151HI-00 (number may be altered to best fit your specifications at time of order). Specify desired width & height. Please refer to page 5 for custom ordering examples. (Maximum size - 60" x 60"w x 84h". Please contact Customer Service for height restrictions on oversize Clear Beveled units.)

Buttress - add \$63.00 to list, **Extra or Notched Panel** - add \$126.00 to list,
Special Angle (not 90°) - add \$63.00 to list, **Glass to Glass Corner** - add \$63.00 to list,
Modified for Steam (150HI/750HI units only) - add \$38.00 to list.

AQUAGLIDE (shown above in clear glass) is also available for all other glass patterns for an additional \$158.00 per unit. Prefix the Unit Number with the letters AG to select this option. **For example - AG151RFBN**



Notes

If tub/shower surface or walls are out of level beyond ³/₈" purchase tapered fillers (see above) for proper fit. Please specify taper size when ordering and add \$28.00.

Door size is determined by Basco unless specified by customer.

Ordering Example

151CDSN (Unit number, followed by glass selection code, then by frame color code.)

Frame Selection Codes

Anodized Finishes			
Silver	No Code	Gold	GD
Trends			
Brushed Nickel	BN	Oil Rubbed Bronze	OR
Antique Pewter	QP	Satin Nickel	SN
Colours			
Almond	AP	Burnished Copper	CU
Bronze	BR	White	WP
Brushed Bronze	BB	Wrought Iron	WI



Door/Panel/90° Angle

Infinity 1/4" Frameless Continuous Hinge

1415, 1715, 1815

1415NP, 1715NP, 1815NP

Pre-Assembled Header & Curb

Unit No.	Door Style	Centerline Up To	Height	Glass Selections	Glass Code	Silver	Gold	Trends	Colours
1415*	Frameless	60" x 48"	68 ⁵ / ₈ "	Clear	CL	\$1258	\$1458	\$1725	\$1837
				Clear Etched Rain Vessence	EE RN VS	\$1421	\$1620	\$1887	\$2000
				AQUAGLIDE Clear	XP	\$1416	\$1616	\$1883	\$1995
1415NP*	Frameless with No Post	60" x 48"	68 ⁵ / ₈ "	Fluted Reflections Strata	FG RF SR	\$1412	\$1611	\$1878	\$1990
				Clear Beveled <small>Design on Door Only</small>	CD	\$1465	\$1665	\$1931	\$2044
				Autumn Silk Tempest	AU LK TM	\$1780	\$1980	\$2246	2359
*Finished centerline required - Please specify when ordering.									
1715*	Frameless	60" x 48"	72 ¹ / ₈ "	Clear	CL	\$1529	\$1638	\$2096	\$2228
				Clear Etched Rain Vessence	EE RN VS	\$1701	\$1811	\$2270	\$2401
				AQUAGLIDE Clear	XP	\$1687	\$1796	\$2254	\$2386
1715NP*	Frameless with No Post	60" x 48"	72 ¹ / ₈ "	Fluted Reflections Strata	FG RF SR	\$1666	\$1775	\$2234	\$2365
				Autumn Silk Tempest	AU LK TM	\$2061	\$2170	\$2629	\$2760
				*Finished centerline required - Please specify when ordering.					
1815*	Frameless	60" x 48"	76 ¹ / ₈ "	Clear	CL	\$1612	\$1721	\$2179	\$2310
				Clear Etched Rain Vessence	EE RN VS	\$1784	\$1894	\$2352	\$2484
				AQUAGLIDE Clear	XP	\$1770	\$1879	\$2337	\$2468
1815NP*	Frameless with No Post	60" x 48"	76 ¹ / ₈ "	Fluted Reflections Strata	FG RF SR	\$1749	\$1858	\$2317	\$2448
				Autumn Silk Tempest	AU LK TM	\$2144	\$2253	\$2712	\$2843
				*Finished centerline required - Please specify when ordering.					
SCX543	Curb Filler		Cut To Size	Ea. (Add \$28.00 for taper)		\$45	\$51	\$60	\$67
SCX553	Wall Filler		Cut To Size	Ea. (Add \$28.00 for taper)		\$33	\$36	\$41	\$46
SCX590	1" Wall Filler - Wall Jamb		Cut to Size	Ea. (Add \$28.00 for taper)		\$52	\$58	\$59	\$85

Options	<p>Units feature a C Pull Handle. To substitute a C Pull/Towel Bar combination option, please prefix the unit number with the letter (C), specify hinge side, left or right and add \$70.00 list. For example - C1715FGOR</p> <p>For any variation to standard sizes add \$407.00 to the 1415/1415NP list price & use unit number 1415-OO or 1415NP-OO (number may be altered to best fit your specifications at time of order). Specify desired width & height. Please refer to page 5 for custom ordering examples. (Maximum size - 60" x 60"w x 84"h. Please contact Customer Service for height restrictions on oversize Clear Beveled units.)</p> <p>To allow for a more frameless design, units 1415NP/1715NP/1815NP utilize a closure magnet at the top of the door instead of a handle magnet and strike jamb. Please note that the door must be hinged from the wall rather than the panel when selecting this option.</p> <p>Buttress - add \$63.00 to list, Extra or Notched Panel - add \$126.00 to list, Glass to Glass Corner - add \$63.00 to list, Special Angle (not 90°) - add \$63.00 to list.</p> <p>AQUAGLIDE (shown above in clear glass) is also available for all other glass patterns for an additional \$158.00 per unit. Prefix the Unit Number with the letters AG to select this option. For example - AG1415SR</p>
----------------	----------------------------------------------------------------------------------------------------------------------------------------------------------------------------------------------------------------------------------------------------------------------------------------------------------------------------------------------------------------------------------------------------------------------------------------------------------------------------------------------------------------------------------------------------------------------------------------------------------------------------------------------------------------------------------------------------------------------------------------------------------------------------------------------------------------------------------------------------------------------------------------------------------------------------------------------------------------------------------------------------------------------------------------------------------------------------------------------------------------------------------------------------------------------------------------------------------------------------------------------------------------------------------------------------------------------------------------------------------------------------------------------------------------

Neo Angle


Thinline Enclosures

Deluxe Framed Pivot 160, 760

Classic Frameless Pivot 161, 761

Deluxe Framed Continuous Hinge 160HI, 760HI

Classic Frameless Continuous Hinge 161HI, 761HI



Unit No.	Door Style	Centerline Up To:	Height	Glass Selections	Glass Code	Silver	Gold	Trends	Colours
				Obscure	No Code	\$1110	\$1333	\$1595	\$1708
				Clear	CL	\$1188	\$1411	\$1674	\$1787
<i>Pivot</i>				Rain	RN				
160* Framed	36"x31 1/2"x 36"	68 5/8"		Clear Etched	EE	\$1358	\$1581	\$1843	\$1956
161* Frameless	36"x31 1/2"x 36"	68 5/8"		Vessence	VS				
				AQUAGLIDE Clear	XP	\$1346	\$1569	\$1832	\$1945
<i>Continuous Hinge</i>				Fluted	FG				
160HI* Framed	36"x31 1/2"x 36"	68 5/8"		Reflections	RF	\$1350	\$1572	\$1835	\$1947
161HI* Frmless	36"x31 1/2"x 36"	68 5/8"		Strata	SR				
				Clear Beveled	Design on Door Only CD	\$1406	\$1629	\$1892	\$2004
*Finished centerline required - Please specify when ordering.				Autumn	AU				
				Silk	LK	\$1784	\$2007	\$2270	\$2382
				Tempest	TM				

				Obscure	No Code	\$1307	\$1421	\$1892	\$2025
				Clear	CL	\$1400	\$1515	\$1985	\$2118
<i>Pivot</i>				Rain	RN				
760* Framed	36"x 32" x 36"	72 1/8"		Clear Etched	EE	\$1581	\$1696	\$2167	\$2300
761* Frameless	36"x 32 1/2"x 36"	72 1/8"		Vessence	VS				
				AQUAGLIDE Clear	XP	\$1558	\$1673	\$2143	\$2276
<i>Continuous Hinge</i>				Fluted	FG				
760HI* Framed	36"x 32" x 36"	72 1/8"		Reflections	RF	\$1600	\$1715	\$2186	\$2319
761HI* Frmless	36"x 32" x 36"	72 1/8"		Strata	SR				
				Clear Beveled	Design on Door Only CD	\$1626	\$1740	\$2211	\$2345
*Finished centerline required - Please specify when ordering.				Autumn	AU				
				Silk	LK	\$1982	\$2096	\$2568	\$2701
				Tempest	TM				

SCX543	Curb Filler	Cut To Size	Ea. (Add \$28.00 for taper)	\$45	\$51	\$60	\$67
SCX553	Wall Filler	Cut To Size	Ea. (Add \$28.00 for taper)	\$33	\$36	\$41	\$46
SCX590	1" Wall Filler - Wall Jamb	Cut to Size	Ea. (Add \$28.00 for taper)	\$52	\$58	\$59	\$85

Options	
	To add a Curved Towel Bar to any framed pivot/hinge door prefix the unit number with the letter (T) and add \$118.00 list. For example - T760
	When ordering Quick 'N Stall option prefix the unit number with a "Q" and add \$125 list to above prices. For example - Q160EEWP
	For any variation to standard sizes add \$372.00 to the 160/161 list price & use unit number 160-OO, 161-OO, 160HI-OO or 161HI-OO (number may be altered to best fit your specifications at time of order). Specify desired width & height. Please refer to page 5 for custom ordering examples. (Max size - 42" x 36" x 42" x 84"h. Please contact Customer Service for height restrictions on oversize Clear Beveled units.)
	Buttress - add \$63.00 to list, Extra or Notched Panel - add \$126.00 to list, Special Angle (not 135°) - add \$63.00 each to list, Modified for Steam (160HI/760HI units only) - add \$38.00 to list
	AQUAGLIDE (shown above in clear glass) is also available for all other glass patterns for an additional \$158.00 per unit. Prefix the Unit Number with the letters AG to select this option. For example - AG760LKQP



Notes
If shower surface or walls are out of level beyond 3/8" purchase tapered fillers (see above) for proper fit. Please specify taper size when ordering & add \$28.00.
For additional units designed to fit specific fiberglass modulars, please see page 40.
Ordering Example
160CLQP (Unit number, followed by glass selection code, then by frame color code.)

Frame Selection Codes			
Anodized Finishes			
Silver	No Code	Gold	GD
Trends			
Brushed Nickel	BN	Oil Rubbed Bronze	OR
Antique Pewter	QP	Satin Nickel	SN
Colours			
Almond	AP	Burnished Copper	CU
Bronze	BR	White	WP
Brushed Bronze	BB	Wrought Iron	WI



Neo Angle

Infinity 1/4" Frameless Continuous Hinge

1416, 1716, 1816

Unit No.	Door Style	Centerline Up To	Height	Glass Selections	Glass Code	Silver	Gold	Trends	Colours
1416*	Frameless	36"x 32 1/2"x 36"	68 5/8"	Clear	CL	\$1409	\$1620	\$1871	\$2037
				Clear Etched	EE	\$1570	\$1781	\$2032	\$2199
				Rain Vessence	RN VS				
				NEW AQUAGLIDE® Clear	XP	\$1567	\$1778	\$2029	\$2195
				Fluted Reflections	FG RF	\$1562	\$1774	\$2024	\$2191
				NEW Strata	SR				
				Clear Beveled <small>Design on Door Only</small>	CD	\$1615	\$1827	\$2077	\$2244
				Autumn Silk	AU	\$1864	\$2075	\$2325	\$2492
				Tempest	LK				
					TM				
*Finished centerline required - Please specify when ordering.									
1716*	Frameless	36"x 32 1/2"x 36"	72 1/8"	Clear	CL	\$1748	\$1857	\$2304	\$2377
				Clear Etched	EE	\$1923	\$2032	\$2480	\$2552
				Rain Vessence	RN VS				
				NEW AQUAGLIDE® Clear	XP	\$1906	\$2015	\$2462	\$2535
				Fluted Reflections	FG RF	\$1940	\$2049	\$2496	\$2569
				NEW Strata	SR				
				Autumn Silk	AU	\$2239	\$2348	\$2796	\$2868
				Tempest	LK				
					TM				
*Finished centerline required - Please specify when ordering.									
1816*	Frameless	36"x 32 1/2"x 36"	76 1/8"	Clear	CL	\$1842	\$1951	\$2399	\$2482
				Clear Etched	EE	\$2018	\$2127	\$2574	\$2646
				Rain Vessence	RN VS				
				NEW AQUAGLIDE® Clear	XP	\$2000	\$2109	\$2557	\$2640
				Fluted Reflections	FG RF	\$2034	\$2144	\$2591	\$2663
				NEW Strata	SR				
				Autumn Silk	AU	\$2334	\$2443	\$2890	\$2963
				Tempest	LK				
					TM				
*Finished centerline required - Please specify when ordering.									
SCX543	Curb Filler		Cut To Size	Ea. (Add \$28.00 for taper)		\$45	\$51	\$60	\$67
SCX553	Wall Filler		Cut To Size	Ea. (Add \$28.00 for taper)		\$33	\$36	\$41	\$46
SCX590	1" Wall Filler - Wall Jamb		Cut to Size	Ea. (Add \$28.00 for taper)		\$52	\$58	\$59	\$85

Options	<p>Units feature a C Pull Handle. To substitute a C Pull/Towel Bar combination option, please prefix the unit number with the letter (C), specify hinge side, left or right and add \$70.00 list. For example - C1716CLWI</p> <p>For any variation to standard sizes add \$407.00 to the 1416 list price & use unit number 1416-OO (number may be altered to best fit your specifications at time of order). Specify desired width & height. Please refer to page 5 for custom ordering examples. (Maximum size - 42" x 36" x 42" x 84"h. Please contact Customer Service for height restrictions on oversize Clear Beveled units.)</p> <p>Buttress - add \$63.00 to list, Extra or Notched Panel - add \$126.00 to list, Special Angle (not 135°)- add \$63.00 each to list.</p> <p>AQUAGLIDE® (shown above in clear glass) is also available for all other glass patterns for an additional \$158.00 per unit. Prefix the Unit Number with the letters AG to select this option. For example - AG1416RNBN</p>
----------------	-------------------------------------------------------------------------------------------------------------------------------------------------------------------------------------------------------------------------------------------------------------------------------------------------------------------------------------------------------------------------------------------------------------------------------------------------------------------------------------------------------------------------------------------------------------------------------------------------------------------------------------------------------------------------------------------------------------------------------------------------------------------------------------------------------------------------------------------------------------------------------------------------------------------------------------------------------------------------------------------------------------------------------------------------------------------

Please refer to the previous page (pg. 42) for Notes, Ordering Example and Frame Selection Codes.

Neo Angle

Thinline Enclosures


Quick 'N Stall for Fiberglass

Deluxe Framed Pivot 160

(Pre-Assembled Header & Curb)



Unit No.	Manufacturers' Model #	Centerline Dimensions	Height	Glass Selections	Glass Code	Silver	Gold	Trends	Colours
160AK	Aker KDNAS	15 ¹ / ₂ " x 26 ¹ / ₂ " x 15 ¹ / ₂ "	68 ⁵ / ₈ "						
160AKA	Aker SH-NA	17 ¹ / ₂ " x 24 ³ / ₈ " x 17 ¹ / ₂ "	68 ⁵ / ₈ "						
160AQB	Aqua Glass 815742AC	15 ⁷ / ₈ " x 24 ¹ / ₈ " x 15 ⁷ / ₈ "	68 ⁵ / ₈ "						
160AU	Aquarius G3892NA	18 ¹⁵ / ₁₆ " x 23 ⁷ / ₈ " x 18 ¹⁵ / ₁₆ "	68 ⁵ / ₈ "						
160ASA	American St. 3636 Neo	16 ¹¹ / ₁₆ " x 24 ¹ / ₈ " x 16 ¹¹ / ₁₆ "	68 ⁵ / ₈ "						
160ASB	American St. 3838 Neo	18 ⁷ / ₁₆ " x 24 ¹ / ₄ " x 18 ⁷ / ₁₆ "	68 ⁵ / ₈ "						
160ASC	American St. 4242 Neo	22 ¹³ / ₁₆ " x 24 ¹ / ₄ " x 22 ¹³ / ₁₆ "	68 ⁵ / ₈ "						
160BCB	Bath Craft 3808/3818	18 ¹ / ₂ " x 22 ³ / ₄ " x 18 ¹ / ₂ "	68 ⁵ / ₈ "						
160BFA	Bath Fitter 40" Base	19" x 26 ⁵ / ₈ " x 19"	68 ⁵ / ₈ "						
160BMNA	Bremen Glass 38SNA/38SKD	18 ¹ / ₂ " x 22 ⁵ / ₈ " x 18 ¹ / ₂ "	65 ¹ / ₈ "						
160BMNB	Bremen Glass 638	18 ¹ / ₂ " x 22 ⁵ / ₈ " x 18 ¹ / ₂ "	68 ⁵ / ₈ "	Obscure	No Code	\$813	\$960	\$1351	\$1480
160CCA	Carolina Classics 034-3200	18 ³ / ₄ " x 22 ⁷ / ₁₆ " x 18 ³ / ₄ "	65 ¹ / ₈ "						
160CCB	Carolina Classics 034-3205	17 ¹ / ₂ " x 24 ¹ / ₂ " x 17 ¹ / ₂ "	68 ⁵ / ₈ "	Clear	CL	\$857	\$1004	\$1395	\$1524
160CN	Clarion 3838 Neo	17 ¹ / ₄ " x 24" x 17 ¹ / ₄ "	68 ⁵ / ₈ "						
160FL	Floestone Neo 38"	18" x 25" x 18"	68 ⁵ / ₈ "	Rain	RN				
160FZ	Fiberez #12	17" x 24 ¹ / ₂ " x 17"	68 ⁵ / ₈ "	Clear Etched	EE	\$1136	\$1283	\$1673	\$1802
160HM	Hamilton 4080	18 ¹ / ₂ " x 24" x 18 ¹ / ₂ "	68 ⁵ / ₈ "	Vessence	VS				
160JCA	Jacuzzi 4242N/E730 with Jacuzzi Walls	19 ³ / ₈ " x 27 ³ / ₈ " x 19 ³ / ₈ "	68 ⁵ / ₈ "	EQUAGLIDE^{XP} Clear	XP	\$1015	\$1162	\$1553	\$1682
160JCB	Jacuzzi 4848N/E780 with Jacuzzi Walls	25 ³ / ₈ " x 27 ¹ / ₂ " x 25 ³ / ₈ "	68 ⁵ / ₈ "	Reflections	RF				
160KH	Kohler K1517/K1519	15 ¹ / ₂ " x 27 ¹⁵ / ₁₆ " x 15 ¹ / ₂ "	68 ⁵ / ₈ "	Fluted	FG	\$1225	\$1372	\$1762	\$1892
160LSA	Aquatic 1382NAC/1382NACK	17 ¹ / ₂ " x 22 ⁵ / ₈ " x 17 ¹ / ₂ "	65 ¹ / ₈ "	Strata	SR				
160LSB	Aquatic 1382NA2P	17 ⁵ / ₈ " x 23 ⁷ / ₈ " x 17 ⁵ / ₈ "	65 ¹ / ₈ "						
160LSC	Aquatic 1382NAT	17 ¹ / ₂ " x 22 ⁵ / ₈ " x 17 ¹ / ₂ "	68 ⁵ / ₈ "	Clear Beveled	CD	\$1150	\$1297	\$1688	\$1817
160MX	Maax GS70	17 ¹ / ₂ " x 24 ¹ / ₂ " x 17 ¹ / ₂ "	68 ⁵ / ₈ "	Autumn	AU				
160MTA	Mustee 3838C	18 ¹⁵ / ₁₆ " x 23 ³ / ₈ " x 18 ¹⁵ / ₁₆ "	68 ⁵ / ₈ "	Silk	LK	\$1607	\$1753	\$2145	\$2274
160MTB	Mustee 3636C	16 ⁷ / ₈ " x 24 ¹ / ₄ " x 16 ⁷ / ₈ "	68 ⁵ / ₈ "	Tempest	TM				
160PM	Premier Neo	18 ³ / ₄ " x 23 ³ / ₄ " x 18 ³ / ₄ "	68 ⁵ / ₈ "						
160OA	Oasis SH-N-38	16 ³ / ₄ " x 25" x 16 ³ / ₄ "	68 ⁵ / ₈ "						
160RL	Royal Line N3838	16 ³ / ₄ " x 25" x 16 ³ / ₄ "	68 ⁵ / ₈ "						
160SO	Salo 138/238	16 ¹ / ₂ " x 24" x 16 ¹ / ₂ "	68 ⁵ / ₈ "						
160ST	Sterling V38NHG	15 ⁵ / ₈ " x 27 ¹ / ₂ " x 15 ⁵ / ₈ "	67 ⁵ / ₈ "						
160SWA	Swan R38NEO	18 ¹⁵ / ₁₆ " x 23 ³ / ₈ " x 18 ¹⁵ / ₁₆ "	68 ⁵ / ₈ "						
160SWB	Swan R36NEO	16 ⁷ / ₈ " x 24 ¹ / ₄ " x 16 ⁷ / ₈ "	68 ⁵ / ₈ "						
160UR	UR6251/6250	18 ³ / ₄ " x 23 ³ / ₄ " x 18 ³ / ₄ "	68 ⁵ / ₈ "						
160WR	Warm Rain 490	16 ³ / ₄ " x 25" x 16 ³ / ₄ "	68 ⁵ / ₈ "						
SCX543	Curb Filler	Cut To Size	Ea. (Add \$28.00 for taper)			\$45	\$51	\$60	\$67
SCX553	Wall Filler	Cut To Size	Ea. (Add \$28.00 for taper)			\$33	\$36	\$41	\$46
SCX590	1" Wall Filler - Wall Jamb	Cut to Size	Ea. (Add \$28.00 for taper)			\$52	\$58	\$59	\$85



Note: Centerline Dimensions based on 3/4" wall thickness (Bases only units).

Options To add a Curved Towel Bar to any framed pivot door prefix the unit number with the letter (T) and add \$118.00 list. **For example - T160AQA**

EQUAGLIDE^{XP} (shown above in clear glass) is also available for all other glass patterns for an additional \$158.00 per unit. Prefix the Unit Number with the letters AG to select this option. **For example - AG160MXEE**

Notes

If tub/shower surface or walls are out of level beyond ³/₈" purchase tapered fillers (see above) for proper fit. Please specify taper size when ordering and add \$28.00.

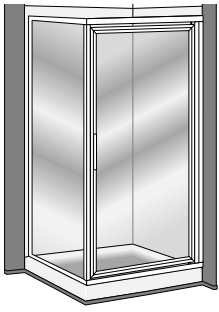
An exact measurement of your centerline is required.

Ordering Example

160AKCDWP (Unit number, followed by glass selection code, then by frame color code.)

Frame Selection Codes

Anodized Finishes			
Silver	No Code	Gold	GD
Trends			
Brushed Nickel	BN	Oil Rubbed Bronze	OR
Antique Pewter	QP	Satin Nickel	SN
Colours			
Almond	AP	Burnished Copper	CU
Bronze	BR	White	WP
Brushed Bronze	BB	Wrought Iron	WI

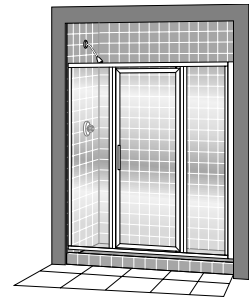


Door & Panel

Thinline Enclosures for Fiberglass & Acrylic Modulars

Deluxe Framed Pivot-Panel/Door/Panel **125S**

Deluxe Framed Pivot-Door/90° Return Panel **145**



Unit No.	Manufacturers' Model #	Height	Glass Selections	Glass Code	Silver	Gold	Trends	Colours
Panel/Door/Panel for Acrylic or Fiberglass			Obscure	No Code	\$701	\$786	\$1080	\$1168
125S-AQB Aqua Glass			Clear	CL	\$791	\$875	\$1170	\$1258
314238AC	614835BC	65 ⁷ / ₈ "	Rain	RN	\$943	\$1028	\$1323	\$1411
614837A	674835A		Clear Etched	EE				
674938A	914238AC		Vessence	VS				
125S-AQC Aqua Glass			AQUAGLIDE Clear	XP				
314836AC/BC	314936C	65 ⁷ / ₈ "	Fluted	FG	\$1073	\$1158	\$1453	\$1540
814838A	874835A		Reflections	RF				
914836A			Strata	SR				
			Clear Beveled	Design on Door Only				
			Autumn	AU	\$1110	\$1195	\$1490	\$1578
			Silk	LK				
			Tempest	TM				



Corner Units for Fiberglass			Obscure	No Code	\$867	\$941	\$1248	\$1334	
			Clear	CL	\$949	\$1023	\$1331	\$1417	
145AK	Aker CORS-36	32 ¹ / ₄ " x 32 ¹ / ₄ "	68 ⁵ / ₈ "	Rain	RN	\$1041	\$1116	\$1422	\$1509
				Clear Etched	EE				
				Vessence	VS				
		AQUAGLIDE Clear		XP	\$1107				
145LS	Aquarius 1362C	31 ¹ / ₂ " x 31 ¹ / ₂ "	65 ¹ / ₈ "	Reflections	RF	\$1131	\$1206	\$1512	\$1599
				Fluted	FG				
				Strata	SR				
		Clear Beveled		Design on Door Only	CD				
			Autumn	AU	\$1482	\$1558	\$1864	\$1950	
			Silk	LK					
			Tempest	TM					



SCX543	Curb Filler	Cut To Size	Each (Add \$28.00 for taper)	\$45	\$51	\$60	\$67
--------	-------------	-------------	------------------------------	------	------	------	------

Options	To add a Curved Towel Bar to any framed pivot door prefix the unit number with the letter (T) and add \$118.00 list. For example - T125S-AQBRFBN AQUAGLIDE (shown above in clear glass) is also available for all other glass patterns for an additional \$158.00 per unit. Prefix the Unit Number with the letters AG to select this option. For example - AG145LSRNBN
----------------	--------------------------------------------------------------------------------------------------------------------------------------------------------------------------------------------------------------------------------------------------------------------------------------------------------------------------------------------------------------------------------------------------------

Notes

Ordering Example

145AKFGSN (Unit number, followed by glass selection code, then by frame color code.)

Frame Selection Codes

Anodized Finishes			
Silver	No Code	Gold	GD
Trends			
Brushed Nickel	BN	Oil Rubbed Bronze	OR
Antique Pewter	QP	Satin Nickel	SN
Colours			
Almond	AP	Burnished Copper	CU
Bronze	BR	White	WP
Brushed Bronze	BB	Wrought Iron	WI

Quick Ship

In Stock Enclosures

Ready to Ship

Need it Fast? Request Quick Ship on the items listed below and we'll ship next business day with no additional charges other than freight. *Note: Limit of 1-2 units per order.*

Sliding Tub Enclosures

Celesta Frameless

(See Pg. 10 for pricing)

Clear/Silver

2850-60CL

Clear/Brushed Nickel

2850-60CLBN

Infinity Frameless

(See Pg. 11 for pricing)

Clear/Silver

4400-60CL

Clear/

Oil Rubbed Bronze

4400-60CLOR

Clear/Brushed Nickel

4400-60CLBN

Clear/Satin Nickel

4400-60CLSN

Rain/Silver

4400-60RN

Rain/Brushed Nickel

4400-60RNB

Classic Frameless

(See Pg. 12 for pricing)

Obscure/Silver

3400-60

3400-56S

Obscure/Brushed Nickel

3400-60BN

Clear/Silver

3400-60CL

Clear/Brushed Nickel

3400-60CLBN

Deluxe Framed

(See Page 8 for pricing.

*Fiberglass Modularity on pg. 14)

Obscure/Silver

6150-60

6150-60S

6150-56

6150-56S

6150-56SOC*

Clear/Silver

6150-60CL

Clear/Brushed Nickel

6150-60CLBN

Sliding Shower Enclosures

Celesta Frameless

(See Pg. 10 for pricing)

Clear/Silver

3850-60CL

3850-48CL

Clear/Brushed Nickel

3850-60CLBN

3850-48CLBN

Infinity Frameless

(See Page 11 for pricing)

Clear/Silver

4500-60CL

4500-48CL

Clear/Oil Rubbed Bronze

4500-60CLOR

4500-48CLOR

Clear/Brushed Nickel

4500-60CLBN

4500-48CLBN

Rain/Silver

4500-60RN

Classic Frameless

(See Page 12 for pricing.

*Fiberglass Modularity on pg. 14)

Obscure/Silver

3500-60

3500-56

3500-56S

3500-48

3500-44

3500-44S

Obscure/Brushed Nickel

3500-60BN

3500-48BN

Obscure/Oil Rubbed

Bronze

3500-48OR

Clear/Silver

3500-60CL

3500-48CL

Clear/Brushed Nickel

3500-60CLBN

3500-48CLBN

Clear/Oil Rubbed Bronze

3500-60CLOR

3500-48CLOR

Deluxe Framed

(See Page 9 for pricing

*Fiberglass Modularity on pg. 14)

Obscure/Silver

7150-60

7160-60T

7150-60S

7150-56

7150-56OC*

7150-56S

7150-54

7150-54T

7150-52T

7150-48

7150-48T

7150-46

7150-46T

7150-44

7150-44T

7150-44S

7150-44OC*

7150-42

7150-40

7150-40T

Obscure/Brushed Nickel

7150-60BN

Obscure/Oil Rubbed

Bronze

7150-60OR

Clear/Silver

7150-60CL

7150-48CL

Clear/Brushed Nickel

7150-60CLBN

Clear/Oil Rubbed Bronze

7150-60CLOR

Rain/Silver

7150-60RN

7150-60TRN

Rain/Oil Rubbed Bronze

7150-60RNOR

Quick Ship

In Stock Enclosures Cont.

Ready to Ship

Need it Fast? Request Quick Ship on the items listed below and we'll ship next business day with no additional charges other than freight. *Note: Limit of 1-2 units per order.*

Pivot Swing Doors

Classic Frameless

(See Page 24 for pricing)

Obscure/Silver

3600-3

3600-4

3600-6

Deluxe Framed

(See Page 18 for pricing.

*Fibergls Modular on pg. 26)

Obscure/Silver

100-2

100-4

100-5

100-6

100-8

100AK*

100-9

200-2

200-5

200-6

200-7

200-8

Rain/Silver

100-7RN

100-9RN

Neo Angle Shower Enclosures

Deluxe Thinline Framed

(See Pg. 44 for pricing)

Obscure/Silver

160AK

160AKA

160AQB

160CCB

160CN

160FL

160FZ

160HM

160KH

160LSA

160LSB

160LSC

160MTA

160MTB

160MX

160RL

160SO

160ST

160SWA

160SWB

160UR

160WR

Rain/Silver

160ASBRN

Index

<u>Unit</u>	<u>Page</u>	<u>Unit</u>	<u>Page</u>	<u>Unit</u>	<u>Page</u>	<u>Unit</u>	<u>Page</u>
18CS.....	17	160RL.....	42	1700.....	24	4400.....	11
100.....	18	160SO.....	42	1713NP.....	35	4401.....	13
100AK.....	28	160ST.....	42	1714.....	37	4403.....	13
110.....	20	160SWA.....	42	1715.....	39	4500.....	11
125.....	30	160SWB.....	42	1715NP.....	39	4500-40EN.....	14
125HI.....	30	160UR.....	42	1716.....	41	4500-44OC.....	14
125S.....	30	160WR.....	42	1722.....	27	4500-45AC.....	14
125S-AQB.....	43	161.....	40	1800.....	25	4500-45EN.....	14
125S-AQC.....	43	161HI.....	40	1812.....	31	4500-56EN.....	14
126.....	30	200.....	18	1813.....	35	4500-56OC.....	14
126HI.....	30	210.....	20	1813NP.....	35	4500-57AC.....	14
135.....	32	335AK.....	29	1814.....	37	4501.....	13
135HI.....	32	335AQ.....	29	1815.....	39	4503.....	13
135S.....	33	335KH.....	29	1815NP.....	39	6150.....	8
136.....	32	335LSA.....	29	1816.....	41	6150-54AK.....	15
136HI.....	32	335LSB.....	29	1822.....	27	6150-55AQ.....	15
145.....	36	335UR.....	29	2000.....	16	6150-55AQC.....	15
145AK.....	43	400H/S.....	17	2150.....	6	6150-56LS.....	15
145HI.....	36	500.....	19	2150-54AK.....	15	6150-56SKH.....	15
145LS.....	43	500EN.....	28	2150-55AQ.....	15	6150-56SOC.....	14
146.....	36	510.....	21	2150-55AQC.....	15	6150-57AC.....	14
146HI.....	36	725.....	30	2150-56LS.....	15	6150-57AK.....	15
150.....	38	725HI.....	30	2150-57AC.....	14	6150-57AQ.....	15
150HI.....	38	726.....	30	2150-57AK.....	15	6150-57BAK.....	15
151.....	38	726HI.....	30	2150-57BAK.....	15	6150-58EN.....	14
151HI.....	38	735.....	32	2151.....	13	6151.....	13
160.....	40	735HI.....	32	2850.....	10	6153.....	13
160AK.....	42	736.....	32	3000.....	16	7150.....	9
160AKA.....	42	736HI.....	32	3055.....	16	7150-44KH.....	15
160AQA.....	42	745.....	36	3150.....	7	7150-44OC.....	14
160AQB.....	42	745HI.....	36	3150-44OC.....	14	7150-45TAC.....	14
160AU.....	42	746.....	36	3150-56OC.....	14	7150-56AQ.....	15
160ASA.....	42	746HI.....	36	3150-57ST.....	14	7150-56OC.....	14
160ASB.....	42	750.....	38	3151.....	13	7150-57T.....	14
160ASC.....	42	750HI.....	38	3400.....	12	7150-57TAC.....	14
160BCB.....	42	751.....	38	3400-55AQ.....	15	7151.....	13
160BFA.....	42	751HI.....	38	3400-55AQC.....	15	7153.....	13
160BMNA.....	42	760.....	40	3400-56OC.....	14		
160BMNB.....	42	760HI.....	40	3400-56SKH.....	15		
160CCA.....	42	761.....	40	3400-57AC.....	14		
160CCB.....	42	761HI.....	40	3400-58EN.....	14		
160CN.....	42	1022.....	26	3401.....	13		
160FL.....	42	1100.....	22	3403.....	13		
160FZ.....	42	1400.....	24	3500.....	12		
160HI.....	40	1412.....	31	3500-40EN.....	14		
160HM.....	42	1412S.....	31	3500-44OC.....	14		
160JCA.....	42	1413.....	35	3500-45AC.....	14		
160JCB.....	42	1413NP.....	35	3500-45EN.....	14		
160KH.....	42	1413S.....	34	3500-56EN.....	14		
160LSA.....	42	1414.....	37	3500-56OC.....	14		
160LSB.....	42	1415.....	39	3500-57AC.....	14		
160LSC.....	42	1415NP.....	39	3501.....	13		
160MX.....	42	1416.....	41	3503.....	13		
160MTA.....	42	1712.....	31	3600.....	23		
160MTB.....	42	1713.....	35	3610.....	23		
160PM.....	42	1422.....	26	3850.....	10		

Enclosures for
Fiberglass Modulares:
 Door & Panel..... 43
 Neo Angles..... 42
 Sliding Doors.. 14-15
 Swing Doors..... 28



7201 Snider Road
 Mason, OH 45040
 800.45.BASCO
 (800.452.2726)
 800.989.1919 fax
 www.bascoshowerdoor.com