

# SENTRY TLR SINGLE HELICAL TUBE

## Sample Coolers

### SAMPLE CONDITIONING

The Sentry® TLR sample cooler/heat exchanger cools a sample from a process stream. It may seem simple, but it is a uniquely designed small tube and shell heat exchanger. The sample to be cooled flows through the tube side of the cooler, and the cooling fluid flows through the shell side. The cooled sample then is taken to a laboratory for analysis or piped to in-line process instrumentation for continuous monitoring of properties such as conductivity, pH or other chemical constituents.

### MODELS

TLR-4225 | TLR-42B5 | TLR-4525(S) | TLR-4BB5

TLR-4225U | TLR-42B5U | TLR-4525U(S) |

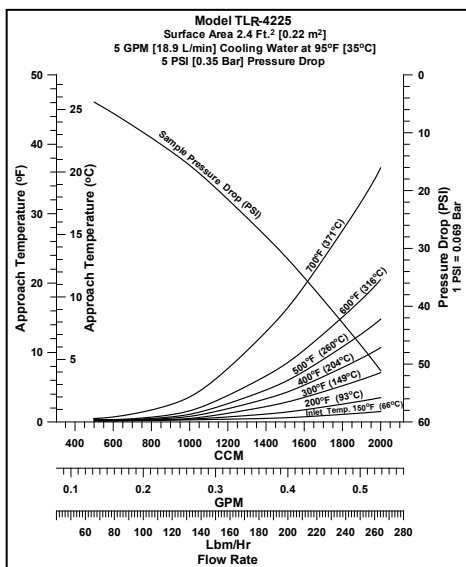
### BENEFITS

The Sentry TLR sample cooler is the most efficient and cost-effective sample cooler available. Offers optimal service for flows below 1800 cc per minute for single phase and below 1000 cc per minute for condensing heat transfer. The Sentry TLR sample cooler is optimized for steam condensing service.

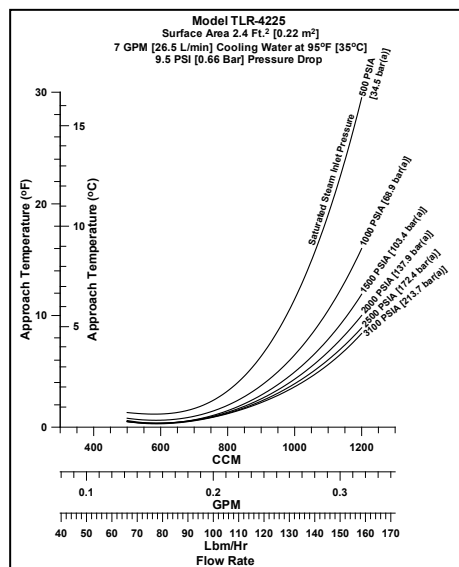
### FEATURES

- Double-wound helical coil design
- Minimizes cooling water needs
- Wide variety of exotic alloys for corrosion resistance
- Retained shellside gasket reduces reassembly time
- Formed shell eliminates top shell flange weld interfaces
- Mounting bracket can be installed without removing flange bolts
- All 316 SS construction available where higher corrosive resistance is desired

### PERFORMANCE CURVE - WATER



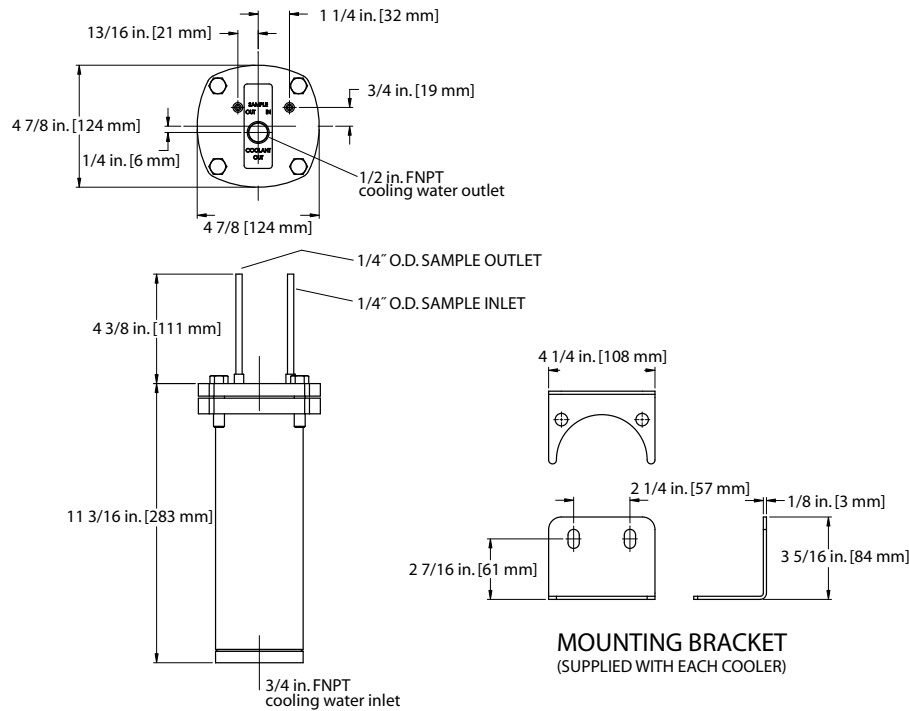
### PERFORMANCE CURVE - STEAM



Sample. Monitor. Measure.

# SENTRY

Any Application. Anywhere.



## SPECIFICATIONS

models	shell design	tube design	tube material	shell material	area	shipping weight	part number
<b>TLR-4225</b>	450 psi at 650°F (31 bar at 343°C)	5000 psi at 1000°F (345 bar at 538°C)	316/316L SS 1/4 in OD x 0.049 in AW	304 SS	2.4 ft <sup>2</sup> (0.22 m <sup>2</sup> )	17 lb (8 kg)	7-03951A
<b>TLR-4225U</b>	450 psi at 650°F (31 bar at 343°C)	4400 psi at 1000°F (303 bar at 538°C)	316/316L SS 1/4 in OD x 0.049 in AW	304 SS	2.4 ft <sup>2</sup> (0.22 m <sup>2</sup> )	17 lb (8 kg)	7-03951B
<b>TLR-42B5</b>	450 psi at 650°F (31 bar at 343°C)	5000 psi at 1100°F (345 bar at 593°C)	Alloy 625 1/4 in OD x 0.035 in AW	304 SS	2.4 ft <sup>2</sup> (0.22 m <sup>2</sup> )	17 lb (8 kg)	7-03951C
<b>TLR-42B5U</b>	450 psi at 650°F (31 bar at 343°C)	5000 psi at 1100°F (345 bar at 593°C)	Alloy 625 1/4 in OD x 0.035 in AW	304 SS	2.4 ft <sup>2</sup> (0.22 m <sup>2</sup> )	17 lb (8 kg)	7-03951D
<b>TLR-4525(S)</b>	430 psi at 650°F (30 bar at 343°C)	5000 psi at 1000°F (345 bar at 538°C)	316/316L SS 1/4 in OD	316 SS	2.4 ft <sup>2</sup> (0.22 m <sup>2</sup> )	17 lb (8 kg)	7-04067D
<b>TLR-4525U(S)</b>	430 psi at 650°F (30 bar at 343°C)	4400 psi at 1000°F (303 bar at 538°C)	316 SS 1/4 in OD	316 SS	2.4 ft <sup>2</sup> (0.22 m <sup>2</sup> )	17 lb (8 kg)	7-04067M
<b>TLR-4BB5</b>	450 psi at 650°F (31 bar at 343°C)	5000 psi at 1100°F (345 bar at 593°C)	Alloy 625 1/4 in OD x 0.035 in AW	Alloy 625	2.4 ft <sup>2</sup> (0.22 m <sup>2</sup> )	17 lb (8 kg)	7-03951E

### NOTES:

- U in model number denotes ASME stamped model.
- Canadian Registration Number available for ASME stamped models only. Consult factory for CRN and other options and information.
- Vessels are exempt from CE marking per PED 2014/68/EU, TÜV. Vessels are below or equal to the limits set forth in Article 4, Sections 1(a), 1(b), 1(c) and Section 2 as applicable, and are designed and manufactured in accordance with sound engineering practice (meets the general requirements of the ASME Section VIII, Division 1, Boiler And Pressure Vessel Code). Nameplate will bear the Sentry name and safety instructions will be included per Article 4, Section 2.

[sentry-equip.com](http://sentry-equip.com)

966 Blue Ribbon Circle North, Oconomowoc, WI 53066 U.S.A. | +1-262-567-7256 | [sales@sentry-equip.com](mailto:sales@sentry-equip.com)



© 2016 Sentry Equipment Corp. All rights reserved. All product and company names are property of their respective owners. It is solely the responsibility of end users, through their own testing and analysis, to select products and materials suitable for their specific application requirements, ensure they are properly installed, safely applied and properly maintained, and to limit their use to their intended purpose. Improper selection, installation or use may result in personal injury or property damage.

S-SC&HE-SPS-00135-13 5-17

COMPANY WITH  
QUALITY SYSTEM  
CERTIFIED BY DNV GL  
= ISO 9001 =