


Campbell

Yellow Brass Insert Fittings



part	size	pcs/ctn
YBL3LF	3/4	10
YBL4LF	1	10
YBL5LF	1-1/4	10
YBL6LF*	1-1/2	1


ELBOW
(insert x insert, cast)



* Fabricated from a wrought copper fitting with lead-free solder.

YBMC3LF	3/4	10
YBMC4LF	1	10
YBMC4-3LF	1 x 3/4	10
YBMC5LF**	1-1/4	10
YBMC6LF**	1-1/2	1

**MALE COMBO
ELBOW**
(insert x mpt, cast)




YBFC3LF**	3/4	10
YBFC4LF	1	10
YBFC5LF**	1-1/4	10

**FEMALE COMBO
ELBOW**
(insert x fpt, cast)



YBT3LF	3/4	10
YBT4LF	1	10
YBT4-3LF	1 x 1 x 3/4	10
YBT5LF	1-1/4	10
YBT5-4LF**	1-1/4 x 1-1/4 x 1	5
YBT6LF**	1-1/2	1

TEE
(insert x insert x insert, cast)



YBTF3LF**	3/4	10
YBTF4LF**	1	10
YBTF4-3LF**	1 x 1 x 3/4	10
YBTF5LF**	1-1/4	5

FEMALE COMBO TEE
(insert x insert x fpt, cast)



Yellow brass insert fittings are machined from 81% copper alloy brass castings.



** Fabricated fittings with lead-free solder.

Campbell Manufacturing, LLC
127 East Spring Street
P.O. Box 207
Bechtelsville, PA 19505-9153
800-523-0224
Fax 610-369-3580