

WASHING MACHINE HOSES



**3/8" ID
DOUBLE FEMALE
WASHING MACHINE
HOSE - BAGGED**

BAGGED#	SIZE	Min	Box
0802002	3/4" FHT x 4'	1	25
0802004	3/4" FHT x 5'	1	25
0802006	3/4" FHT x 6'	1	25
0802008	3/4" FHT x 8'	1	25
0802010	3/4" FHT x 10'	1	25
0802012	3/4" FHT x 12'	1	25

- Individually bagged hoses are furnished with washers

**3/8" ID
DOUBLE FEMALE
WASHING MACHINE
HOSE - BULK**

BULK#	SIZE	Min	Box
0801002	3/4" FHT x 4'	25	25
0801004	3/4" FHT x 5'	25	25
0801006	3/4" FHT x 6'	25	25
0801008	3/4" FHT x 8'	25	25
0801010	3/4" FHT x 10'	25	25
0801012	3/4" FHT x 12'	25	25

- Bulk hoses are sold by carton quantity only

- Bulk and bagged hoses conform to the following:
 - 200 psi working pressure
 - 800 psi bursting
 - Up to 200°F



**1/2" ID HIGH-CAPACITY
WASHING MACHINE
HOSE - BAGGED**

BAGGED#	SIZE	Min	Box
0802504	3/4" FHT x 4'	1	25
0802505	3/4" FHT x 5'	1	25
0802506	3/4" FHT x 6'	1	25
0802508	3/4" FHT x 8'	1	25
0802512	3/4" FHT x 12'	1	25

- Individually bagged hoses are furnished with washers
 - Premium *GOODYEAR* Horizon™ Nylon-reinforced hose
 - 200 psi working pressure - 200°F rating



"Y" HOSE MIXER

W-R#	SIZE	Min	Box
0805002	Bulk	1	25
0805003	Bagged	1	25

- Inlet branches are FHT, outlet is MHT
 - Bagged "Y"-mixer contains washers

WASHING MACHINE HOSES



WASHING MACHINE DISCHARGE HOSE - STANDARD -

Regular	SIZE	Min
0807002	5/8" ID x 50'	1 coil
0807006	7/8" ID x 50'	1 coil
0807008	1" ID x 50'	1 coil

WASHING MACHINE DISCHARGE HOSE - REINFORCED -

Reinforced	SIZE	Min
0808002	5/8" ID x 50'	1 coil
0808006	7/8" ID x 50'	1 coil
0808008	1" ID x 50'	1 coil



ALUMINUM HOOK FOR WASHING MACHINE DISCHARGE HOSE

W-R#	SIZE	Min	Box
0806004	1" Hook	1	12



HOOK HOSE FOR WASHING MACHINE DISCHARGE

W-R#	SIZE	Min	Box
0807010	5' Hose	1	12

- Gray corrugated tubing
- Molded Adapter for Washing Machine connection. Step down 3/4", 7/8" & 1"



DISHWASHER DISPOSAL CONNECTION

W-R#	SIZE	Min	Box
1677002	Connection	1	50

- Improved connector with 2 stainless steel worm gear hose clamps



TWIN MIX CONNECTION

W-R#	SIZE	Min	Box
0818002		1	12

- For installation of portable washing machines



ALUMINUM LINT SNARE

W-R#	SIZE	Min	Box
0527600	Fits 1" ID	1	12

- Furnished with nylon tie.
- Roll over the end of discharge hose to prevent drain blockage from lint discharge.

HOSES & HOSE SPECIALTIES



CLEAR VINYL TUBING

W-R#	I.D.	O.D.	Length
0809001	1/8"	3/16"	100'
0809002	1/4"	3/8"	100'
0809004	5/16"	7/16"	100'
0809006	3/8"	1/2"	100'
0809008	1/2"	5/8"	100'
0809010	5/8"	7/8"	100'
0809012	3/4"	1"	50'
0809014	1"	1 1/4"	50'

ICE-MAKER TUBING

W-R#	I.D.	O.D.	Length
0809020	1/8"	1/4"	100'

- Bulk ice-maker tubing



BRASS INSERT FOR TUBING

W-R#	SIZE	Min	Box
A000119	1/4" Insert	25	25
2022002	3/8" Insert	25	25
2022004	1/2" Insert	25	25



HOSE CLAMPS

CARBON	STAINLESS	SAE	Min.	Max.
2208004	2209004	#4	1/4"	5/8"
2208006	2209006	#6	3/8"	7/8"
2208008	2209008	#8	7/16"	1"
2208010	2209010	#10	1/2"	1 1/16"
2208012	2209012	#12	1/2"	1 1/4"
2208016	2209016	#16	3/4"	1 1/2"
2208020	2209020	#20	3/4"	1 3/4"
2208024	2209024	#24	1"	2"
2208028	2209028	#28	1 5/16"	2 1/4"
2208032	2209032	#32	1 9/16"	2 1/2"
2208036	2209036	#36	7/8"	2 3/4"
2208040	2209040	#40	1 1/8"	3"
2208052	-	#52	1 7/8"	3 3/4"
2208072	-	#72	3 1/8"	5"
2208088	-	#88	4 1/4"	6"

- 10 per box



PLAIN HOSE COUPLING
Brass Plated

W-R#	SIZE	Min	Box
2611004	5/8"	6	12

HOSES & HOSE SPECIALTIES



3/4" FHT HOSE CAP

W-R#		Min	Box
2607002	Brass	12	12
2606002	Brass Plated	12	12
2605002	Plastic	12	12

- Brass hose caps furnished with washer



3/4" FHT HOSE CAP WITH CHAIN

W-R#		Min	Box
2607004	Brass	1	12

- Furnished with washer and 6" chain



HOSE NIPPLES
Brass

W-R#	Size A	Size B	Min	Box
2610002	3/4" MH x 3/4" MIP		12	12
2610004	3/4" MH x 1/2" MIP		12	12
2610006	3/4" MH x 3/4" MH		12	12
2610008	3/4" MH x 1/2" MIP x 1/2" SWT		12	12
2610010	3/4" MH x 3/4" MIP x 1/2" FIP		12	12



W-R#	Size A	Size B	Min	Box
2610012	3/4" MH x 3/4" FIP		12	12
2610014	3/4" MH x 1/2" FIP		12	12



W-R#	Size A	Size B	Min	Box
2610016	3/4" FH x 3/4" FIP		12	12
2610018	3/4" FH x 1/2" FIP		12	12
2610020	3/4" FH x 3/4" FH		12	12



W-R#	Size A	Size B	Min	Box
2610028	3/4" FH x 1/2" MIP		12	12
2610030	3/4" FH x 3/4" MIP		12	12
2610032	3/4" FH x 1/2" MIP x 1/2" SWT		12	12



SWIVEL HOSE NIPPLES
Brass

W-R#	Size A	Size B	Min	Box
2610022	3/4" FH x 3/4" FIP		12	12
2610024	3/4" FH x 1/2" FIP		12	12
2610026	3/4" FH x 3/4" FH		12	12

HOSES & HOSE SPECIALTIES



**RUBBER
HOSE WASHERS**

W-R#		Min	Box
2724002	Bulk	100	100
2724004	10 to clip	36 clips/box	



**INLET HOSE FILTER
SCREEN**

W-R#		Min	Box
0533002		25	25



**SIAMESE 3/4" HOSE
CONNECTION WITH
SHUT OFF**

W-R#		Min	Box
2601002	Die Cast	1	12
2603003	All Brass	1	12

swivel
connection



**3/4" SIAMESE
CONNECTION**

W-R#		Min	Box
2602002	Die Cast	1	12
2603002	Brass	1	12



**FROST PROOF
SILLCOCK**

W-R#		Min	Box
0407502	6"	1	12
0407504	8"	1	12
0407506	12"	1	12



**ANTISYPHON
FROST PROOF
SILLCOCK**

- 1/2" IPS x SWT Connection

W-R#		Min	Box
0407701	4" AntiSyphon	1	12
0407702	6" AntiSyphon	1	12
0407704	8" AntiSyphon	1	12
0407706	10" AntiSyphon	1	12
0407708	12" AntiSyphon	1	12
0407710	14" AntiSyphon	1	12



**3/4" HOSE VACUUM
BREAKER**

W-R#		Min	Box
0418000	3/4"	1	12

- With break-off set screw
- FH x MH connection

HOSES & HOSE SPECIALTIES



**VANDAL-PROOF
QUARTER-TURN
SILCOCKS**

W-R#		Min	Box
0404002	1/2" IPS	1	12
0404006	1/2" SWT	1	12



**"HOSE-MATE"
SILCOCK RETROFIT
VALVE**

W-R#		Box
RV900	3/4 FH Swivel x MH	6

The RV900 "Hose-Mate" is a rugged, machined-brass solution for frozen sillcocks or other hose connections.



**DIE CAST
VALVE HANDLE**

W-R#		Min	Box
0420002	Square	1	12
0420004	Round	1	12

- 12 pt



SILCOCK KEY

W-R#		Min	Box
0421002	5/16"	1	12
0421000	1/4"	1	12



4-WAY SILCOCK KEY

W-R#		Min	Box
0421004		1	12

- Fits stems 1/4", 9/32", 5/16" and 11/32"



**STOP AND WASTE
CAPS**

With washer

W-R#		Min	Box
0419006	5/16"	10	10
0419008	3/8"	10	10



**FIRE HYDRANT TO
3/4"MH ADAPTER**

W-R#		Min	Box
2604002	2 1/2" Hydrant	1	-



**"BIBBLOCK" HOSE
BIBB LOCKOUT**

W-R#		Min	Box
2607500	"Bibblock"	1	-

- Eliminates unauthorized use of water!
- Vandal-proof design!
- Lock sold separately.

HOSES & HOSE SPECIALTIES



5/8" GARDEN HOSES



W-R#		Min	Box
1803000	50' Tire Cord	1	5
1803002	50' Rubber/Vinyl	1	5
1803006	50' Premium	1	5
1803008	25' Premium	1	5

- Premium Rubber Hoses 1803006 & 8 rated for temperatures up to 180°



9-SPRAY PISTOL GRIP HOSE NOZZLE

W-R#	
2609502	7" 9-Pattern Spray

- Durable Metal Construction
- Insulated Handle Grip for hot & cold applications
- Soft Cushioned Grip



INSULATED PISTOL GRIP HOSE NOZZLE

W-R#	
2609702	Heavy-Duty Insulated

- Solid Metal Body
- Insulated Handle Grip for hot & cold applications
- Nylon Handle



BRASS TWIST HOSE NOZZLE

W-R#	
2609602	7" Brass Twist Nozzle

- Durable Metal Construction
- Insulated Handle Grip for hot & cold applications
- Soft Cushioned Grip



C.P. ECONOMY PISTOL GRIP HOSE NOZZLE

W-R#	Min	Box
2609002	1	12



4" BRASS HOSE NOZZLE

W-R#	Min	Box
2608002	1	12

HOSES & HOSE SPECIALTIES




WATER HAMMER ARRESTERS



W-R#		Min	Box
0320002	1/2" MIP	1	12
0320004	1/2" Sweat	1	12

- rated to 200 psi



WATER HAMMER ARRESTER TEES



W-R#	Description	Min
0320010	1/4" OD X 1/4" OD	1
0320012	3/8" OD X 3/8" OD	1
0320014	5/8" OD X 5/8" OD	1

W-R#	Description	Min
0320016	1/2" PEX x 1/2" PEX	1



WATER HAMMER COMPRESSION *RETROFIT* TEES



W-R#	Description	Min
0320020	3/8" OD X 3/8" Female Compression	1

3/8" OD Female connection to fit existing stops



3/4" MH

3/4" FH

WATER HAMMER ARRESTER FOR WASHING MACHINE



W-R#	Description	Min
0320030	3/4" FH X 3/4" MH	1


HOSES & HOSE SPECIALTIES

SEWAGE EJECTOR CHECK VALVE



W-R#		Min	Box
0414204	1½" I.P.S.	1	24
0414206	2" I.P.S.	1	24
0414208	1 1/2" x 1 1/4"	1	24
0414210	3" w/Cast Iron Body	1	24

COMPRESSION SEWAGE EJECTOR CHECK VALVE



NEW!


W-R#		Min	
0414606	2" Compression	1	
0414612	2" Compression with Ball Valve	1	

"SILENT-CHECK" SEWAGE EJECTOR CHECK VALVE



NEW!

W-R#		Min	
0414302	1 1/2" Silent Check	1	
0414304	2" Silent Check	1	



W-R#		Min	
0414706	2" Silent Check -Compression-	1	

W-R#		Min	
0414712	2" Silent Check Compression with Ball Valve	1	



W-R#		Min	
0414806	2" Silent Check -True Union-	1	



W-R#		Min	
0414812	2" Silent Check -True Union- with Ball Valve	1	

HOSES & HOSE SPECIALTIES



PVC BACKWATER VALVE WITH 16" ACCESS SLEEVE



W-R#		Min	
0417502	2" with sleeve	1	
0417504	3" with sleeve	1	
0417506	4" with sleeve	1	



SUMP PUMP DRAIN HOSE KIT



W-R#		Min	Box
0810002	1 1/4" X 24'	1	8

• Included in kit are 24' corrugated plastic hose. 1 1/4" plastic male adapter and stainless clamp, individually packaged.



GAS RANGE CONNECTOR ADAPTER



W-R#		Min	Box
0814102	5/8" Flare x 1/2" FIP		25
0814104	5/8" Flare x 3/4" FIP		25

0814106	5/8" Flare x 1/2" MIP		25
0814108	5/8" Flare x 3/4" MIP		25



STAINLESS STEEL GAS RANGE CONNECTOR

Yellow Epoxy Coated



W-R#		Min	Box
0813004	1/2" x 24"	1	12
0813008	1/2" x 36"	1	12
0813012	1/2" x 48"	1	12
0813014	1/2" x 60"	1	12
0813016	1/2" x 72"	1	12

0814004	3/4" x 24"	1	12
0814008	3/4" x 36"	1	12
0814012	3/4" x 48"	1	12
0814014	3/4" x 60"	1	12
0814016	3/4" x 72"	1	12

HOSES & HOSE SPECIALTIES



**4" x 8 FOOT
DRYER VENT KITS**



W-R#	Hose	Hood	Ctn
0811004	Plastic	Plastic	8
0811106	Lamaflex®	Plastic	8
0811102	Lamaflex®	Metal	8
0811104	Aluminum	Plastic	8
0811108	Aluminum	Metal	8

Hose Types:

- "Plastic" = White vinyl ducting
- "Lamaflex" = Laminated aluminum ducting
- "Aluminum" = corrugated flexible aluminum




DRYER VENT HOSE



W-R#	Size	Hose	Ctn
0812001	4" x 8'	Lamaflex®	10
0812007	4" x 20'	Lamaflex®	6
0812005	4" x 50'	Lamaflex®	1

0812003	4" x 8'	Aluminum	10
---------	---------	----------	----



**REPLACEMENT HOOD
ONLY**



W-R#	Size	Ctn
0811005	4" White Plastic	6
0812010	4" Metal	6



**4" VENT HOSE
COUPLING**



W-R#	Size	Ctn
0812020	4"	6



DRYER VENT CLAMP



W-R#	Size	Ctn
0812008	4"	12



**LINT TRAP
INDOOR DRYER
VENT KIT**



W-R#	Size	Ctn
0811012	Lamaflex® Hose	12

- 4" x 5' hose
- For use on electric dryers only

HOSES & HOSE SPECIALTIES



PLASTIC ICE MAKER KITS

W-R#		Min	Box
0816002	Deluxe	1	24

- Contains compression elbow, and extra fittings to cover every installation contingency.

W-R#		Min	Box
0816004	Economy	1	24

- Valve, with 3/8" O.D. coupling, 2 polyferrules and 2 brass ferrules.



COPPER ICE MAKER KITS

W-R#		Min	Box
0816006	15 Foot	1	36
0816008	25 Foot	1	36

- Contains compression elbow, and extra fittings to cover every installation contingency.



STAINLESS STEEL ICE MAKER KITS

W-R#		Min	Box
0816504	6 Foot	1	36
0816500	10 Foot	1	36
0816502	20 Foot	1	36

- Contains self tapping saddle valve.



ADAPTER KIT FOR NEW STYLE ICE MAKERS


W-R#		Box
0816010	1/4"OD x 3/4 FHT	6



SELF-TAPPING SADDLE VALVES

W-R#	Description	Point	Min	Box
0415004	Domestic Hollow		1	50
0415002	Imported Solid		1	50

- Connects 1/4" ice makers & water filters to copper tubing from 3/8" to 1 3/8".



NEEDLE VALVES

W-R#	Description	Min	Box
0415006	1/4" OD X 1/4" OD	1	12
0415008	3/8" OD X 3/8" OD	1	12

HOSES & HOSE SPECIALTIES



WATER FILTRATION PRODUCTS

W-R#	Description	Box
0590002	10" Nylon-Wound	12
0590004	10" Poly-Groove	12

- 5 Micron filters
- Protects against rust, sediment, silt & rust



SINGLE-LEVER WASHING MACHINE VALVE BOXES



W-R#	Description	Min	Box
0431006	Single Lever	1	10

- Sweat Connection



1/4 TURN BALL VALVE WASHING MACHINE BOX



W-R#	Description	Min	Box
0431008	1/4 Turn Valves	1	10

- PVC Box with nailing brackets
- 1/4 Turn Brass Ball Valves
- IPS x SWT Connections




1/4 TURN STOP ICE-MAKER BOX



W-R#	Description	Min	Box
0430006	1/4 Turn Stop	1	10

- PVC Box with nailing brackets
- 1/4 Turn Compression Stop
- IPS x SWT Connection



SNAP-IN PLASTIC ACCESS PANELS

W-R#	Description	Min	Box
2213002	6" X 9"	1	12
2213004	8" X 8"	1	12
2213006	14" x 14"	1	12