Hot Water Adjustment Limit Stop

Internal Mixer

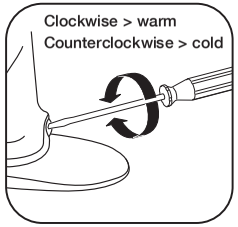

1. Remove button. Adjust internal mixer with screwdriver.

   Result:
   The temperature is now adjusted. Carefully test the new temperature. If necessary, adjust again. Replace button.

External Mixer

The proportion of hot water can be changed from 85% to 95% by following the steps below. The default setting is 85%.

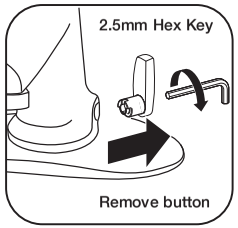

1. Remove mixer handle.

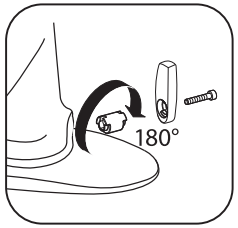

2. Carefully pull out hot water limiter from handle (using pliers) and reverse by 180° as shown at right.

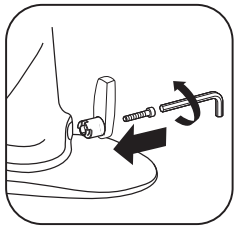

3. Reinstall mixer handle.

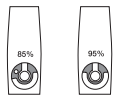

Timing Adjustment

Flow cycle time may be increased or decreased by adjusting the timing. Faucet comes factory preset to meet applicable standards, which require at least 10 seconds and no more than .25 GPM per cycle at 60 PSI for both hot and cold inlet pressures. Based on supply conditions, timing may be adjusted to achieve the desired setting. *Note: Purge any air by activating faucet 8 times rapidly, then check the cycle time.*

1. Remove the screw and handle.



2. Turn the plastic serrated adjustment nut to adjust the timing: counter-clockwise to shorten time, clockwise to lengthen time.

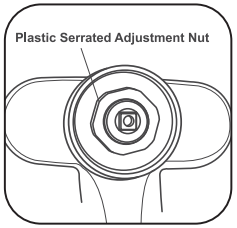

How To Adjust (Top View)

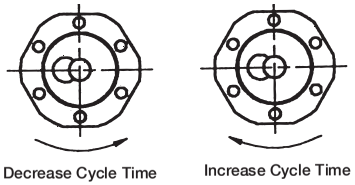

IMPORTANT: Small variations from cycle-to-cycle should be expected. Note: Some new installations may produce a slight “closing noise”. This is a result of air trapping, and the noise will dissipate over time.

3. Replace the handle and tighten the handle screw.

CHICAGO FAUCETS
a Geberit company

Care & Maintenance

All Chicago Faucet fittings are designed and engineered to meet or exceed industry performance standards. Care should be taken cleaning this product. Do not use abrasive cleaners, chemicals or solvents as they can result in surface damage. Use mild soap with warm water for cleaning and protecting the life of Chicago Faucets fittings.

Problem: **Low flow**
Solution: Check supply line for adequate flow. If supply is sufficient, check inlet and outlet screens for obstructions. Check MVP filter basket for obstructions. See the Cartridge Maintenance/Repair Guide at chicagofaucets.com for instructions on replacing the MVP cartridge.

Problem: **Water too hot**
Solution: See Hot Limit Stop Adjustment section of this manual.

Problem: **Timing is too short or too long**
Solution: See Timing Adjustment section of this manual.

35024E2805ABCP

The Chicago Faucet Company
2100 South Clearwater Drive
Des Plaines, IL 60018
Phone: 847803-5000
Fax: 847803-5454
Technical: 800/832-8783
www.chicagofaucets.com

© 2012 Chicago Faucet Company TAG-3500 02/12

CHICAGO FAUCETS
a Geberit company

Installation Instructions for
Lavatory Faucet
3500 SERIES



Lavatory Faucet - 3500 Series

This faucet comes with all the components needed for installation, including these tools:
- 2.5mm Hex Key
- 1/8˝ Hex Key
- Aerator Key

In order to complete the installation, you will also need the following tools and supplies:
- Basin Wrench
- Adjustable Wrench
- Adjustable Locking Pliers
- Plumbers Putty

1. **Cover Plate** - Attach mounting stems to cover plate. Apply plumbers putty to bottom interior edge. Set plate on sink with faucet mounting pin at 11 o'clock position. Tighten mounting screws.



2. **Attach Faucet** - Place o-ring on faucet base.

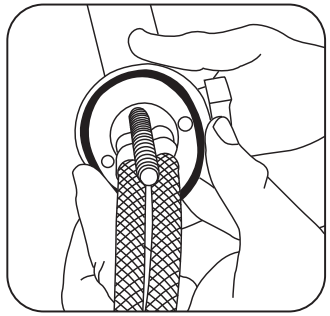

3. Position faucet over plate and mounting pin.

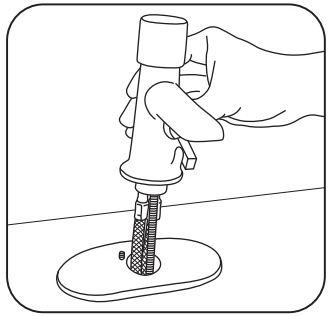

4. Feed supply hoses through faucet mounting bracket. Slide bracket over faucet mounting bolt and secure to sink.

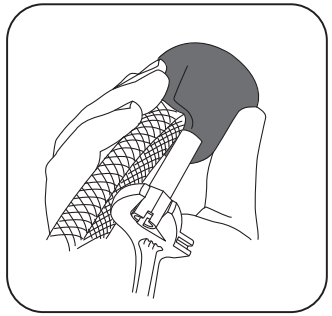

5. Flush lines at supply stops and attach to outlet. Insert filters into ends of each supply line. The blue sticker indicates the cold water supply hose.

IMPORTANT: Filters are also required to seal the hose connection

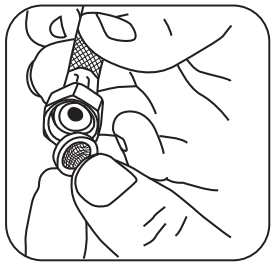

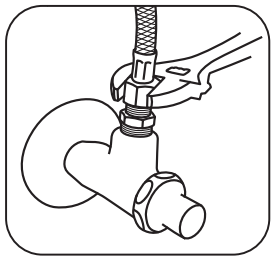

6. **Install Outlet** - Using outlet key, turn outlet clockwise until tight.

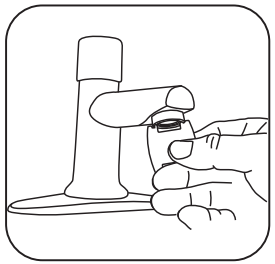

CHICAGO FAUCETS®
a Geberit company

CHICAGO FAUCETS LIMITED WARRANTY

TO WHOM DOES THIS WARRANTY APPLY?
The Company extends the following limited warranty to the original user only.

WHAT DOES THIS WARRANTY COVER AND HOW LONG DOES IT LAST?
This Product is warranted against material manufacturing defects for a period of one (1) year from the date of Product purchase.

OTHER WARRANTIES
All other Products not covered above are warranted against material manufacturing defects for a period of one (1) year from the date of Product purchase.

WHAT THIS WARRANTY DOES NOT COVER
The Company will not be liable for any labor, transportation or consequential expenses not specifically stated above. There is **NO WARRANTY** in cases of damage in transit, negligence, abuse, abnormal usage, misuse, accidents, normal wear and tear, damage due to environmental or natural elements, failure to follow the Company's instructions, unauthorized repair, incorrectly performed maintenance or repair, improper installation or storage or use of acidic, abrasive cleaning materials. In order for this Warranty to apply, Buyer must retain and provide to the Company receipts showing date of Product purchase and documenting proper maintenance. Any oral or written description of the Products is for the sole purpose of identifying the Products and shall not be construed as an express warranty. **THE COMPANY SHALL NOT BE LIABLE TO BUYER, OR TO ANYONE CLAIMING UNDER BUYER, FOR ANY OTHER OBLIGATIONS OR LIABILITIES, INCLUDING, BUT NOT LIMITED TO, OBLIGATIONS OR LIABILITIES ARISING OUT OF BREACH OF CONTRACT OR WARRANTY, NEGLIGENCE OR OTHER TORT OR ANY THEORY OF STRICT LIABILITY, WITH RESPECT TO THE PRODUCTS OR THE COMPANY'S ACTS OR OMISSIONS OR OTHERWISE. THE COMPANY AND BUYER AGREE THAT THE EXPRESS WARRANTIES DESCRIBED ABOVE ARE EXCLUSIVE AND IN LIEU OF ALL OTHER WARRANTIES. ALL OTHER EXPRESS WARRANTIES ARE DISCLAIMED. FOR COMMERCIAL PRODUCTS, ALL WARRANTIES IMPLIED BY LAW, INCLUDING WITHOUT LIMITATION THE IMPLIED WARRANTIES OF MERCHANTABILITY AND FITNESS FOR A PARTICULAR PURPOSE, ARE DISCLAIMED. FOR CONSUMER PRODUCTS, WARRANTIES IMPLIED BY LAW, INCLUDING THOSE OF MERCHANTABILITY AND FITNESS FOR A PARTICULAR PURPOSE, ARE EXPRESSLY LIMITED TO THE PERIOD OF THE EXPRESS LIMITED WARRANTY STATED ABOVE FOR THE RELEVANT PRODUCT.** Some States do not allow limitations on how long an implied warranty lasts, so the above limitation may not apply to you. Any assistance the Company provides to or procures for Buyer outside the terms, limitations or exclusions of this warranty will not constitute a waiver of the terms, limitations or exclusions of this limited warranty, nor will such assistance extend or revive the warranty. The Company will not reimburse Buyer for any expenses incurred by Buyer in repairing, correcting or replacing any defective Products, except for expenses incurred with the Company's prior written permission.

HOW TO GET SERVICE
For complete warranty details, or to provide notice of a warranty claim or request warranty service, contact your Chicago Faucets Sales Representative or The Chicago Faucet Company, Customer Service, 2100 S. Clearwater Drive, Des Plaines, Illinois 60018 or 847-803-5000. As the Company's sole and exclusive obligation under this warranty (and Buyer's sole and exclusive remedy), upon prompt written notice of breach from Buyer during the warranty period, the Company will either replace or repair the defective Product or refund the wholesale purchase price, at its option, if an inspection by the Company discloses defects in material or workmanship covered by this warranty. These warranty provisions do not cover the battery shipped with the electronic products.

LIMITATION ON DAMAGES

IN NO EVENT SHALL THE COMPANY BE LIABLE FOR INCIDENTAL, CONSEQUENTIAL, INDIRECT OR SPECIAL DAMAGES. WITHOUT LIMITING THE FOREGOING, THE COMPANY SHALL NOT BE LIABLE FOR ANY DAMAGE A PALM DEVICE OR ANY SOFTWARE OR RELATED EQUIPMENT ALLEGEDLY CAUSES TO A SYSTEM OR OTHERWISE. THE COMPANY'S AGGREGATE LIABILITY WITH RESPECT TO A DEFECTIVE PRODUCT AND THIS CONTRACT SHALL BE LIMITED TO AN AMOUNT EQUAL TO THE MONIES PAID TO THE COMPANY FOR THAT DEFECTIVE PRODUCT.
Some states do not allow the exclusion or limitation of incidental or consequential damages, so the above limitation or exclusion may not apply to you.

HOW DOES STATE LAW APPLY?
This warranty gives you specific legal rights, and you may also have other rights which vary from state to state.

Restrictions Apply

For complete warranty information, please visit our website at www.chicagofaucets.com.