



**Deerfield®**  
Top-mount Kitchen Sink  
**K-5873-4**

**Features**

- 33-inch minimum base cabinet width.
- KOHLER cast iron.
- Acid-resistant enamel finish.
- Top-mount.
- Double (equal) bowls.
- Three faucet holes with one accessory hole to the right.
- 33" (838 mm) x 22" (559 mm)

**Recommended Accessories**

K- 9000 P-Trap

**Optional Accessories**

K- 6121 Sink Rack  
K- 6122 Bottom Basin Rack, Right  
K- 6545 Sponge Caddy  
K- 8801 Sink Strainer



**Codes/Standards**












ASME A112.19.1/CSA B45.2

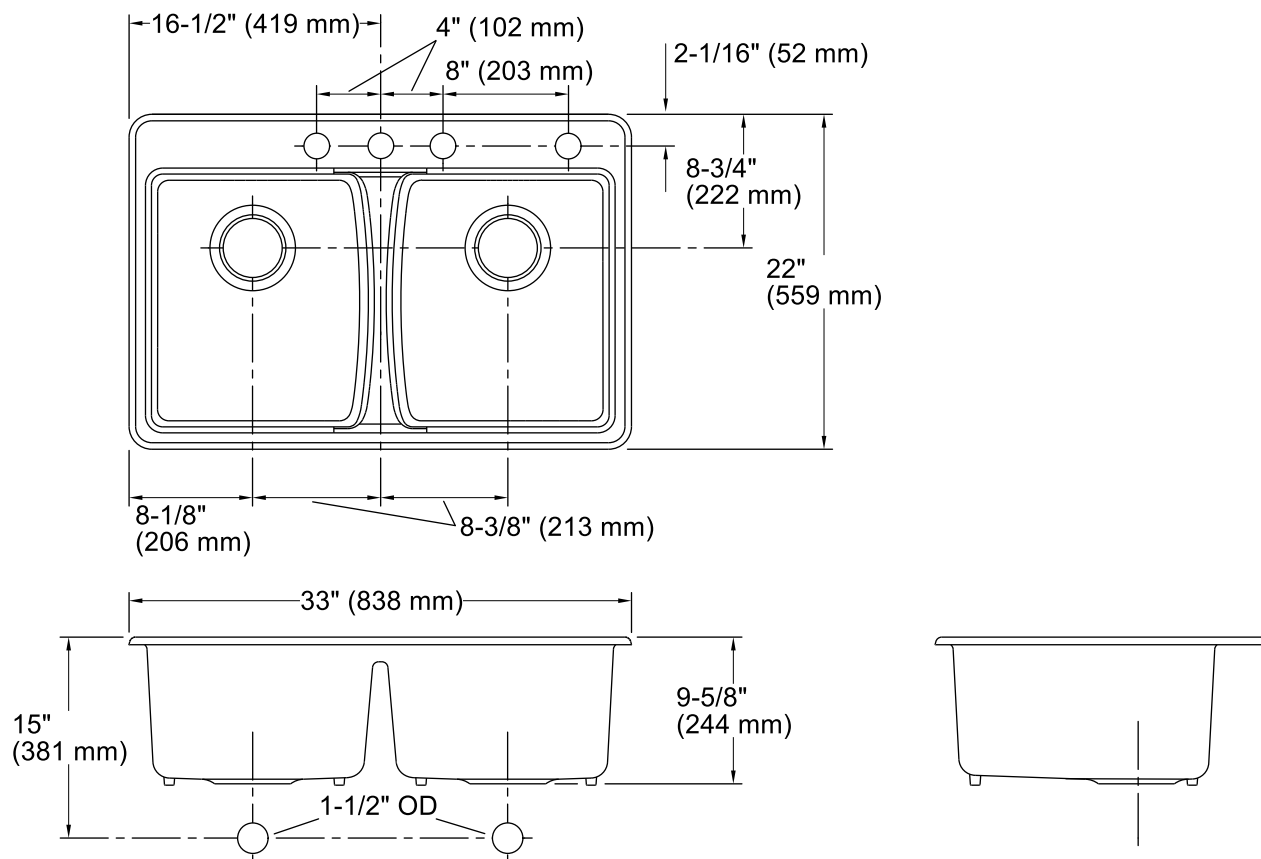
**KOHLER® Lifetime Limited Warranty  
for Cast Iron Components**

See website for detailed warranty information.

**Available Color/Finishes**

*Color tiles intended for reference only.*

Color	Code	Description
	0	White
	FF	Sea Salt™
	96	Biscuit
	47	Almond
	FD	Cane Sugar™
	95	Ice™ Grey
	G9	Sandbar
	K4	Cashmere
	20	Suede
	KA	Black 'n Tan
	7	Black Black™



## Technical Information

All product dimensions are nominal.

Bowl configuration: Double equal

Installation: Top-mount

Bowl area (Left) Length: 14-1/4" (362 mm)

Width: 16-9/16" (421 mm)

Bowl depth: 9" (229 mm)

Bowl area (Right) Length: 14-1/4" (362 mm)

Width: 16-9/16" (421 mm)

Bowl depth: 9" (229 mm)

Number of deck holes: 4

Faucet hole(s): 1-3/8" (35 mm)

Drain hole: 3-7/8" (98 mm)

Template: Top-mount, 1171757-7, required, included

## Notes

Install this product according to the installation guide.

**NOTICE:** Countertop manufacturer or cutter must use the cutout template provided with the product, or a current one provided by Kohler Co. (call 1-800-4-KOHLER). Kohler Co. is not responsible for cutout errors when the incorrect cutout template is used.