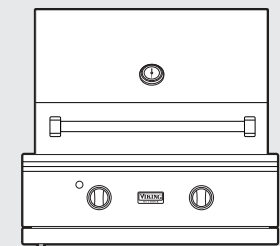
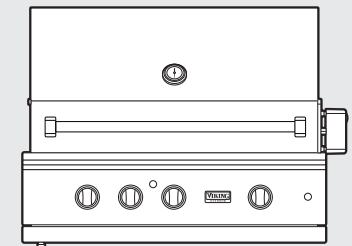
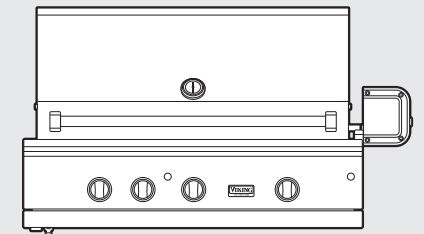
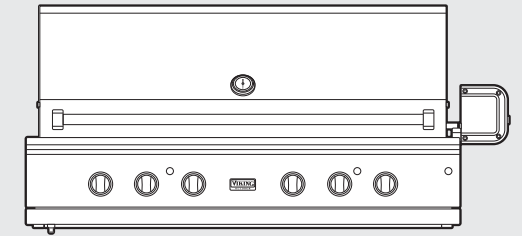


Viking Use & Care Manual



Viking Range Corporation
111 Front Street
Greenwood, Mississippi 38930 USA
(662) 455-1200

For product information,
call 1-888-VIKING1 (845-4641)
or visit the Viking Web site at
vikingrange.com



Warnings & Safety

Warning and Important Safety Instructions appearing in this manual are not meant to cover all possible conditions and situations that may occur. Common sense, caution, and care must be exercised when installing, maintaining, or operating the appliance.

ALWAYS contact the manufacturer about problems or conditions you do not understand.

Recognize Safety Symbols, Words, Labels

⚠ DANGER
Hazards or unsafe practices which WILL result in severe personal injury or death
⚠ WARNING
Hazards or unsafe practices which COULD result in death or severe personal injury
⚠ CAUTION
Hazards or unsafe practices which COULD result in minor personal injury.
All safety messages will identify the hazard, tell you how to reduce the chance of injury, and tell you what can happen if the instructions are not followed.

Read and follow all instructions before using this appliance to prevent the potential risk of fire, electric shock, personal injury or damage to the appliance as a result of improper usage of the appliance. Use appliance only for its intended purpose as described in this manual.

To ensure proper and safe operation: Appliance must be properly installed and grounded by a qualified technician. **DO NOT** attempt to adjust, repair, service, or replace any part of your appliance unless it is specifically recommended in this manual. All other servicing should be referred to a qualified servicer. Have the installer show you the location of the gas shutoff valve and how to shut it off in an emergency.

Warnings & Safety

⚠ WARNING

To reduce the risk of fire, electric shock, or injury, read and follow these basic precautions before operating your gas grill or side burners.

⚠ WARNING



EXPLOSION HAZARD

Do not use the grill as storage area for flammable materials. Keep area clear and free from combustible materials, gasoline, and other flammable vapors and liquids. Failure to do so can result in death, explosion, or fire.

⚠ WARNING

Before lighting the burners inspect the gas supply piping or hose. If there is evidence of cuts, wear, or abrasion, it must be replaced prior to use. Always keep your face and body as far away from the grill as possible when lighting.

⚠ WARNING



ELECTRICAL SHOCK HAZARD

This unit is equipped with a grounding plug for your protection against shock hazard and should be plugged directly into a properly grounded receptacle. Do not cut or remove the grounding prong from this plug.

Keep all electric cords away from the heated surfaces of the grill.

⚠ WARNING

Do not use flammable cleaning materials. Use a flashlight to inspect the burner inlet to ensure it is not blocked. If obstructions can be seen, use a metal wire coat hanger that has been straightened out. Shake out any debris through the air shutter.

Warnings & Safety

⚠ CAUTION

Handle the smoker box with care. The cover becomes extremely hot when being used. Use sturdy, properly insulated gloves or dry potholders.

⚠ DANGER

If you smell gas

1. Shut off gas to the appliance.
2. Extinguish any open flames.
3. Open lid.
4. If odor continues, immediately call your gas supplier.

⚠ FOR YOUR SAFETY

1. Do not store or use gasoline or other flammable vapors and liquids in the vicinity of this or any other appliance.
2. Do not store any propane/butane (G31-G30) cylinder (that is not connected for use) in the vicinity of this or any other appliance.

⚠ WARNING

TO PROTECT AGAINST ELECTRIC SHOCK

1. Do not immerse cord or plugs in water or other liquids.
2. Unplug from outlet when not in use and before cleaning.
3. Do not operate any outdoor appliance with a damaged cord, plug or after the appliance has malfunctioned. Contact the manufacturer for repair.
4. Do not let the cord hang over the edge or touch hot surfaces.
5. Use only extension cords with a 3-prong grounding plug; rated for the power of the equipment and approved for outdoor use with a W-A marking.

Warnings & Safety

⚠ WARNING

To reduce the risk of fire, electric shock, or injury, read and follow these basic precautions before operating your gas grill.

- Your unit should be properly installed and connected to the gas for which it was designed. Do not use charcoal, wood chips, or other material in your grill. The smoker tray is the only area designed to hold wood chips or other smoke flavor enhancers.
- Have the technician show you the location of the gas shut-off valve so you can shut off the gas supply in an emergency. If you smell gas, the connections are not properly sealed or you may have a hole in the gas supply pipe or hose. Determining where the gas leak is should be left to a qualified technician. Warranty service must be performed by an authorized service agency.
- Children should not be left alone or unattended in an area where the gas grill is being used. Never allow children to sit, stand or play on or around the grill at any time. Do not store items of interest to children around the grill. Never allow children to crawl inside the cart or masonry enclosure.
- Use a covered hand when opening the hood and do so slowly to allow heat and steam to escape. To avoid burns when cooking, use long handled BBQ tools. Never lean over an open grill.
- Use sturdy, properly insulated gloves or potholders. Dish towels or other substitutes can become entangled, causing burns. Use dry potholders; wet potholders create steam and cause burns. Keep potholders away from open flames when lifting or moving utensils. Do not touch portions of the grill rack or burner grate with potholders until the hot surfaces have cooled.
- Only certain types of glass, heat-proof glass ceramic, earthenware, or other glazed utensils are suitable for grill use. These types of materials may break with sudden temperature changes. Use only on low or medium heat settings.
- Select the correct pan size for the burner. Be sure the pan is large enough to avoid boilovers or spillovers. This will save cleaning, and prevent accumulations of food, heavy splattering, or spillovers that can catch fire.
- **NEVER** leave the grill unattended. High flames and fatty meats will promote flare ups.

Warnings & Safety

- When using the grill, do not touch the grill grates, open burner grates, or immediate surrounding areas. These surfaces become extremely hot and could cause burns. Be sure all controls are turned off and the unit has cooled before touching or cleaning any surfaces.

⚠ WARNING

This unit is for outdoor use only! Do not operate in a building, garage or any other enclosed areas. This could result in carbon monoxide buildup which could result in injury or death.

- **DO NOT** use aluminum foil to line drip pans or grill racks. This can upset combustion air flow or trap excessive heat in the control area, resulting in melted knobs.
- The handle of your cooking utensil should be positioned so that it does not extend over adjacent surface burners or interfere with closing the canopy. This will minimize burns, ignition of flammable materials, and possible spillage. Let hot pans cool in a safe place out of children's reach.
- **NEVER** grill without the drip tray in place. Make sure it is pushed all the way to the back—in proper position—to catch the drippings. Let the grease cool before attempting to remove for cleaning or disposal. Do not allow large amounts of grease to accumulate in the drip tray as it can catch on fire.

⚠ WARNING

Before lighting the burners inspect the gas supply piping or hose. If there is evidence of cuts, wear, or abrasion, it must be replaced prior to use. Always keep your face and body as far away from the grill as possible when lighting.

- Before storing, make sure the gas grill is cool. The gas must be turned off at the supply tank, removed, and stored outside in a well-ventilated area out of the reach of children.
- Keep all electric cords away from heated areas of the grill.
- When cooking in windy conditions, provide a wind break. Locate the unit with proper clearance from combustible surfaces.

Warnings & Safety

- Spiders and insects can nest in the burners of the grill and block the gas and air flow to the burner ports. This may cause a fire from behind the manifold cover. Inspect and clean the burners periodically.
- Keep the ventilation openings at the rear of the cart and cylinder enclosure free and clear to allow proper flow of air. Do not obstruct the flow of combustion and ventilation air.
- Clothing fires are potential hazards. Do not wear long flowing sleeves around the grill. They are easily caught on pan handles or ignited by burners and are generally in the way. Highly flammable clothing—especially synthetic fabrics—should not be worn while cooking.
- **DO NOT** heat any unopened glass or metal containers on the grill. Pressure may build up and cause the container to burst, resulting in serious personal harm or damage to the grill.
- **DO NOT** move the appliance during use.
- Be sure all controls are turned off and the grill is cool before using any type of aerosol cleaner on or around the grill. The chemical that produces the spraying action could, in the presence of heat, ignite or cause metal parts to corrode.
- **DO NOT** remove the plastic cover on the rotisserie motor switch due to safety considerations.
- If the following instructions are not followed exactly, a fire causing death or serious injury may occur.
 - Do not store a spare gas cylinder under or near this appliance.
 - Never fill the cylinder beyond 80 percent full.

⚠ WARNING



EXPLOSION HAZARD

Do not use the grill as storage area for flammable materials. Keep area clear and free from combustible materials, gasoline, and other flammable vapors and liquids. Failure to do so can result in death, explosion, or fire.

Service Information

If service is required after checking the troubleshooting guide, call your Viking dealer or authorized service agency. The name of the authorized service agency can be obtained from the dealer or distributor in your area.

When you make a service call, be sure to have the following information handy:

- Model Number
- Serial Number
- Date of Purchase
- Name of dealer from whom purchased

Be ready to clearly describe the problem that you are having with your Viking refrigerator.

If you are unable to obtain the name of an authorized service agency, or if you continue to have service problems, contact Viking Range Corporation at (888) 845-4641 or write to:

**VIKING RANGE CORPORATION
PREFERRED SERVICE
1803 Hwy 82W
Greenwood, Mississippi 38930 USA**

Record the following information indicated below. You will need it if service is ever required.

The serial number and model numbers for your refrigerator are located on the upper wall, behind the lighting:

Model No. _____ Serial No. _____

Date of Purchase _____ Date Installed _____

Dealer's Name _____

Address _____

If service requires installation of parts, use only authorized parts to insure protection under the warranty.

Keep this manual with your refrigerator for future reference.

Warranty

PROFESSIONAL SERIES OUTDOOR GAS GRILL WARRANTY ONE YEAR FULL WARRANTY

Outdoor gas grills and all of their component parts, except as detailed below*, are warranted to be free from defective materials or workmanship in normal household use for a period of twelve (12) months from the date of original retail purchase. Viking Range Corporation, warrantor, agrees to repair or replace, at its option, any part which fails or is found to be defective during the warranty period.

*Painted and decorative items (including ceramic briquettes) are warranted to be free from defective materials or workmanship for a period of ninety (90) days from the date of original retail purchase. ANY DEFECTS MUST BE REPORTED TO THE SELLING DEALER WITHIN NINETY (90) DAYS FROM DATE OF ORIGINAL RETAIL PURCHASE. Viking Range Corporation uses the most up-to-date processes and best materials available to produce all color finishes. However, slight color variation may be noticed because of the inherent differences in painted parts and porcelain parts as well as differences in kitchen lighting, product locations, and other factors.

FIVE YEAR LIMITED WARRANTY

Any burner assemblies, TruSear™ infrared burner, infrared rotisserie burner, or porcelain grill grate which fails due to defective materials or workmanship in normal household use during the second through fifth year from the date of original retail purchase will be repaired or replaced, free of charge for the part itself, with the owner paying all other costs, including labor. Corrosion, scratching, and discoloration due to improper use and care of the outdoor product is excluded from this warranty.

LIFETIME LIMITED WARRANTY

Any stainless steel part or porcelain grill grate which rusts through due to defective materials or workmanship in normal household use during the fifth through the useful lifetime of the grill from the date of original retail purchase will be repaired or replaced, free of charge for the part itself, with the owner paying all other costs, including labor.

NINETY (90) DAY RESIDENTIAL PLUS WARRANTY. This warranty applies to applications where use of the product extends beyond normal residential use. Examples are, but not limited to, bed and breakfasts, fire stations, private clubs, churches, etc. This warranty excludes all commercial locations such as restaurants, food service locations and institutional food service locations.

This warranty extends to the original purchaser of the product warranted hereunder and to each transferee owner of the product during the term of the warranty.

This warranty shall apply to products purchased and located in the United States and Canada. Products must be purchased in the country where service is requested. Warranty labor shall be performed by an authorized Viking Range Corporation service agency or representative. Warranty shall not apply to damage resulting from abuse, accident, natural disaster, loss of electrical power to the product for any reason, alteration, improper installation, improper operation, or repair or service of the product by anyone other than an authorized Viking Range Corporation service agency or representative. This warranty does not apply to commercial usage. Warrantor is not responsible for consequential or incidental damage whether arising out of breach of warranty, breach of contract, or otherwise. Some jurisdictions do not allow the exclusion or limitation of incidental or consequential damages, so the above limitation or exclusion may not apply to you.

Owner shall be responsible for proper installation, providing normal care and maintenance, providing proof of purchase upon request, and making the appliance reasonably accessible for service. If the product or one of its component parts contains a defect or malfunction during the warranty period, after a reasonable number of attempts by the warrantor to remedy the defects or malfunctions, the owner is entitled to either a refund or replacement of the product or its component part or parts. Warrantor's liability on any claim of any kind, with respect to the goods or services covered hereunder, shall in no case exceed the price of the goods or service or part thereof which gives rise to the claim.

WARRANTY SERVICE

Under the terms of this warranty, service must be performed by a factory authorized Viking Range Corporation service agent or representative. Service will be provided during normal business hours, and labor performed at overtime or premium rates shall not be covered by this warranty. To obtain warranty service, contact the dealer from whom the product was purchased, an authorized Viking Range Corporation service agent, or Viking Range Corporation. Provide model and serial number and date of original purchase. For the name of your nearest authorized Viking Range Corporation service agency, call the dealer from whom the product was purchased or Viking Range Corporation. IMPORTANT: Retain proof of original purchase to establish warranty period.

The return of the Owner Registration Card is not a condition of warranty coverage. You should, however, return the Owner Registration Card so that Viking Range Corporation can contact you should any question of safety arise which could affect you.

Any implied warranties of merchantability and fitness applicable to the above described burner assemblies, infrared rotisserie burners, porcelain grill grates, and stainless steel parts are limited in duration to the period of coverage of the applicable express written limited warranties set forth above. Some jurisdictions do not allow limitations on how long an implied warranty lasts, so the above limitation may not apply to you. This warranty gives you specific legal rights, and you may also have other rights which may vary from jurisdiction to jurisdiction.

Specifications subject to change without notice.