


PRICE LIST
C39-0617



GREASE MANAGEMENT



JUNE 1, 2017

SUPERSEDES C39-0216R (FEBRUARY 1, 2016)

Our website pricing is the current list price and may vary from our printed price list.
Please visit our website for up-to-date information.

Visit us on the web for installation guidelines and operating instructions:

www.endurainterceptor.com 1-800-461-5300

ENDURA® GREASE MANAGEMENT

PRICE LIST C39-0617 JUNE 1, 2017

TERMS AND CONDITIONS OF SALE

1. General

Except where otherwise agreed to in writing by Canplas all sales are subject to the following terms and conditions. Canplas reserves the right to modify these terms and conditions at its discretion and without notice.

2. Prices

All prices quoted or published are F.O.B. Canplas' factory or authorized warehouse. Published prices are subject to change without notice until orders are accepted by the issuance of an order confirmation. Canplas may agree in writing to protect prices for an extended period of time for specific projects or quotations. Orders may be shipped in whole or in part at Canplas' discretion and will be immediately invoiced upon shipment. Any and all sales, manufacturers' taxes and/or other charges levied or imposed by any governmental authority, foreign or domestic, upon any merchandise sold or contracted to be sold shall be paid by the purchaser and added to the purchase price unless satisfactory and appropriate tax exception certificates are supplied to the Seller.

3. Payment Terms

Unless other terms of payment are agreed to in writing by Canplas or otherwise indicated on specific published price lists, payment is due upon delivery of the products. If applicable, cash discounts, expressed as a percentage, are calculated on the net invoiced prices before any taxes, freight or other charges and can only be deducted from payment if Canplas receives payment from the purchaser on or prior to the due date. Interest shall be charged at a rate of 1.5% per month equating to an annual rate of 18% on all overdue accounts. The granting of credit by Canplas is based on its evaluation of the purchaser's financial condition. If such financial condition does not justify continuance of shipment on credit, Canplas may require full or partial payment in advance.

4. Orders

Purchaser's orders are conditional upon satisfactory credit approval by Canplas. Minimum order values shall be as published in the applicable price list or as agreed to in writing by Canplas. Once confirmed by Canplas, orders for custom made products manufactured to the Purchaser's specifications and orders for large quantities of non-inventoried products cannot be cancelled, modified or returned, without the written consent of Canplas.

5. Shipments

All shipments are F.O.B. Canplas' factory or authorized warehouse. Quoted delivery schedules or those contained in an order acknowledgement are approximate only. Shipment will be made within reasonable proximity to the quoted delivery schedule. Prepaid orders will be shipped via the most economical method at the discretion of Canplas. Should the customer select an alternative method with a higher rate, the difference will be charged to the customer.

6. Shipping Responsibility

Canplas' responsibility ceases when the carrier signs for the shipment in good order. Under no circumstances will Canplas be responsible for any damage caused by delays in shipment, whether resulting from causes within or beyond the control of Canplas. Canplas shall bear no liability for products lost or damaged during transit. Canplas is not responsible for loss or damage to goods in transit, or delays or carriers in delivering shipments or for damages resulting from such delays as those caused by fire, explosion, act of God, strike or other difference with workmen, shortage of material or labor, delays in transportation, government restrictions, war, riot, civil commotion or cause beyond our control. Where shortage or damage is apparent, details should be noted by the carrier on the freight bill at the time of delivery. In case of concealed damage, carrier should be called at once to inspect the damaged shipment. Do not return damaged goods.

7. Returned Goods

Prior to returning any products for any reason the purchaser must obtain a Returned Goods Authorization (RGA) form from Canplas which must accompany the goods being returned. For returned goods that are acceptable for credit, a restocking charge of twenty-five percent (25%) will be assessed against the credit to cover handling, inspection and/or repackaging. Products must be returned freight prepaid, unless otherwise authorized by Canplas. Products must be received in good saleable condition and, if required, in full carton quantities and in their original packaging. Canplas reserves the right to refuse the return of certain products, such as custom-made configurations, obsolete products, excessive quantities or other specialty products. Canplas may, at its discretion, direct that products be destroyed for credit rather than returned.

8. Product Modifications

Canplas reserves the right to make changes or improvements to its products in its sole discretion and without assuming any further obligation.

9. Force Majeure

Canplas shall not be responsible or liable for any non-performance or delay in performance hereunder or any loss or damage of any kind whatsoever, direct or indirect, suffered by the purchaser, subsequent purchasers, ultimate users of the goods or any other person, as a result of any causes beyond the reasonable control of Canplas including, without limitation, price alterations, delay in shipments, strikes, lock-outs, fires, floods, civil commotion, riots, wars, acts of God, embargos, labor shortages, walk-outs, work slowdowns, accidents, breakdowns, delays in manufacture, transportation or delivery of goods or materials, shortages of materials or supplies or government acts or regulations.

10. Miscellaneous

Product names used in Canplas published documents, electronic or printed, are for identification purposes only. All trademarks registered or otherwise, are the property of their respective owners.

11. Governing Law

This agreement and all associated rights and obligations shall be governed by the laws of the province of Ontario and all actions commenced pursuant hereto shall be brought in a court of jurisdiction residing in the province of Ontario.

12. Warranty

Canplas products are carefully inspected for manufacturing defects, however, it is not always possible to detect hidden defects. Unless otherwise specifically stated in writing, Canplas products are warranted only to the extent that Canplas will replace without charge, products proven to have manufacturing defects within 6 months of the date of delivery thereof and provided Canplas has been given an opportunity to inspect the product alleged to be defective and the installation or use thereof. NO WARRANTY IS INCLUDED AGAINST ANY EXPENSE FOR REMOVAL, REINSTALLATION OR OTHER CONSEQUENTIAL DAMAGES ARISING FROM ANY DEFECT. THE WARRANTIES SET OUT ABOVE ARE THE ONLY WARRANTIES MADE BY SELLER AND ARE EXPRESSLY IN LIEU OF ALL OTHER WARRANTIES, EXPRESSED OR IMPLIED, INCLUDING THE WARRANTIES OF MERCHANTABILITY AND FITNESS FOR A PARTICULAR PURPOSE.

TABLE OF CONTENTS	Page
Endura Grease Interceptors	3
Endura Solids	5
Endura Plaster Trap	5
Components & Accessories	7
Floor Sinks	10
Floor Sink Grates	10

CAUTION

- Installing threaded fittings

When installing threaded fittings, best practice requires that a suitable sealing medium, for example PTFE tape or non oil-based plumbers putty is used, to both seal the joint and ensure a positive and correct fit. Do not over tighten.



Visit our website for more information


- Grease Interceptor Sizing Calculator
- Specification Sheets
- Price Lists

ENDURA® GREASE MANAGEMENT

PRICE LIST C39-0617 JUNE 1, 2017


ENDURA® GREASE INTERCEPTORS

7-10 GPM COMPACT UNITS

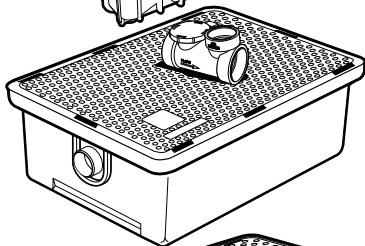


Size G.P.M./ Lbs.	Part Number	Connection Size	Flow Rate	Actual Grease Capacity (ASME 112.14.3)	Shipping Weight	List Price
7/14	3907A02	2"	7 g.p.m. (0.44 L/sec.)	32 lbs. (14.49 kg)	19 lbs. (8.78 kg.)	715.13
10/20	3910A02	2"	10 g.p.m. (0.63 L/sec.)	38 lbs. (17.28 kg)	19 lbs. (8.78 kg.)	799.78

15-20 GPM UNITS



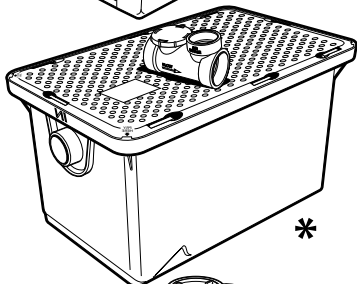
Size G.P.M./ Lbs.	Part Number	Connection Size	Flow Rate	Actual Grease Capacity (ASME 112.14.3)	Shipping Weight	List Price
15/30	3915A02	2"	15 g.p.m. (0.95 L/sec.)	35 lbs. (15.94 kg)	25 lbs. (11 kg.)	881.05
20/40	3920A02	2"	20 g.p.m. (1.26 L/sec.)	76 lbs. (34.65kg.)	25 lbs. (11 kg.)	973.68



25 GPM LO-PRO UNIT (LOW PROFILE)


Size G.P.M./ Lbs.	Part Number	Connection Size	Flow Rate	Actual Grease Capacity (ASME 112.14.3)	Shipping Weight	List Price
25/50	3925A02LO	2"	25 g.p.m. (1.58 L/sec.)	53 lbs. (24.22kg.)	45 lbs. (20 kg.)	1541.52

25 GPM UNITS




Size G.P.M./ Lbs.	Part Number	Connection Size	Flow Rate	Actual Grease Capacity (ASME 112.14.3)	Shipping Weight	List Price
25/50	3925XTA02	2"	25 g.p.m. (1.58 L/sec.)	72.55 lbs. (32.90 kg.)	35.61 lbs. (16.15 kg.)	1126.20
25/50	3925XTA03	3"	25 g.p.m. (1.58 L/sec.)	73.01 lbs. (33.11 kg.)	37.77 lbs. (17.13 kg.)	1156.76

35 GPM UNITS



Size G.P.M./ Lbs.	Part Number	Connection Size	Flow Rate	Actual Grease Capacity (ASME 112.14.3)	Shipping Weight	List Price
35/70	3935A03	3"	35 g.p.m. (2.21 L/sec.)	139 lbs. (62.8 kg.)	54 lbs. (25 kg.)	2110.69
35/70	3935A04	4"	35 g.p.m. (2.21L/sec.)	139 lbs. (62.8 kg.)	57 lbs. (26 kg.)	2164.95

50 GPM UNITS



Size G.P.M./ Lbs.	Part Number	Connection Size	Flow Rate	Actual Grease Capacity (ASME 112.14.3)	Shipping Weight	List Price
50/100	3950A03	3"	50 g.p.m. (3.15 L/sec.)	122 lbs. (55.3 kg.)	65 lbs. (30 kg.)	2438.41
50/100	3950A04	4"	50 g.p.m. (3.15 L/sec.)	122 lbs. (55.3 kg.)	70 lbs. (32 kg.)	2537.16

ALL UNITS INCLUDE FLOW CONTROL FITTING w/Cleanout and Air Intake



ASME A112.14.3

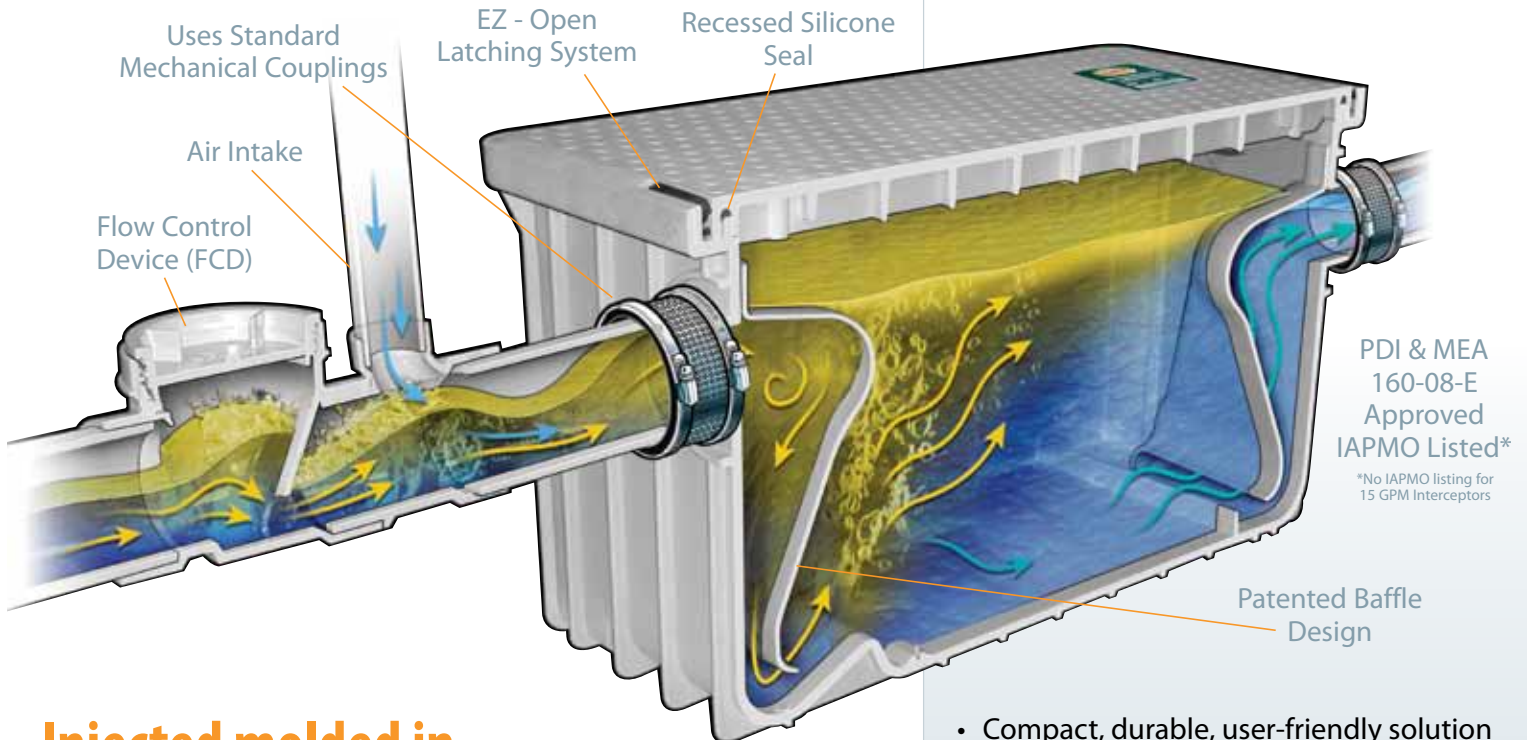
Extended warranty applies when warranty card is filled out and sent back within 30 days of installation, otherwise standard 12 month warranty applies.

ENDURA® GREASE MANAGEMENT

PRICE LIST C39-0617 JUNE 1, 2017



*The
Engineered
Solution
to grease
management*



PDI & MEA
160-08-E
Approved
IAPMO Listed*
*No IAPMO listing for
15 GPM Interceptors

**Injected molded in
engineered thermoplastics,
Endura® will not corrode,
chip or peel, even under the
most severe applications**

WARRANTED
10
YEARS

Sewer authorities and building owners spend millions of dollars every year combating grease accumulation in plumbing systems. Grease accumulation causes sewer blockages and overflows. These overflows are a health risk to you, your employees, your customers and the general public. Injection molded in engineered thermoplastic, the Endura® Grease Interceptor provides restaurant operators the best value and performance on the market today.

- Compact, durable, user-friendly solution
- Molded one piece tank eliminates seams and potential leaking
- Can withstand continuous discharge at 104° C (220° F)
- Lightweight and strong, Endura® models weigh up to 60% less than directly equivalent metal competitors - offers ease of installation, transport and storage
- Endura® supports 300 pounds of pedestrian and light duty traffic
- Connected using mechanical joint couplings allowing for use of various piping materials
- Flexibility of installation - can be installed in-floor, on-floor, or semi-recessed
- 15-50 gpm modular risers available

ENDURA® GREASE MANAGEMENT

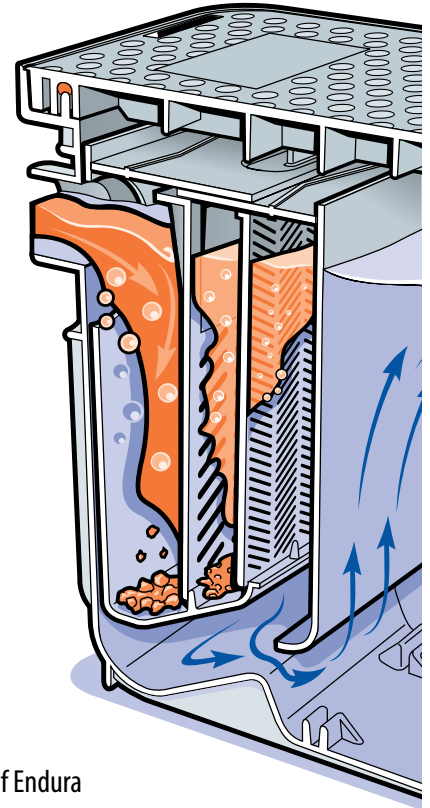
PRICE LIST C39-0617 JUNE 1, 2017

endura® Solids Interceptor

WARRANTED
10
YEARS

Uses all the best features of the field-proven Endura Grease interceptor, but now with solids management capability.

The Solids Basket Accessory can be fitted directly in to your Endura grease interceptor in place of the inlet baffle or be located within its own stand alone tank for ease of access and location. The Solids Basket Accessory is compatible with full height models of Endura Grease Interceptors 20GPM to 50GPM



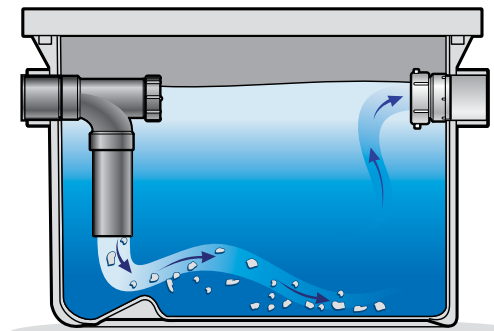
ENDURA Solids Interceptor			
Part Number	Material	Connection Size	List Price
3911A02	Polypropylene	2"	549.47
ENDURA Solids Interceptor Basket			
3911A-1	Polypropylene	2"	220.29

endura® Plaster Trap

The Endura Plaster Trap is Installed on a wide range of applications, where by gravity, fine material is required to be separated from the waste water flow. This includes materials such as plaster, clay, sand, sediment, grit and general debris. Any material heavier than water can be successfully separated in the Endura Plaster Trap.



ENDURA® PLASTER TRAP			
Part Number	Tank Size	Connection Size	List Price
3910PA15	14.6" x 17.5" x 16.3"	2"	705.26
3920PA15	23.6" x 17.5" x 16.3"	2"	810.53



ENDURA® GREASE MANAGEMENT

PRICE LIST C39-0617 JUNE 1, 2017

Endura® XL Grease Interceptor

Engineered
for **Easy**

**Multi-User input was key
in the development of the
Endura XL models**

Taking our product experience, manufacturing and distribution expertise, we blended this with the operational needs of the industry. We worked hard to ensure that whatever your interaction with Endura XL, **Canplas has made Grease Management easy for you!**



Endura®
XL100

Endura®
XL75

Part Number	Connection Size	Flow Rate	Actual Grease Capacity (ASME 112.14.3)	Cover Load Rating	List Price
WITH TRAFFIC RATED COVERS - CSA B481.0 'S' RATED					
4075A04	4"	75 g.p.m. (4.73L/sec.)	559 lbs. (253 kg)	S	See C40 Price List
40100A04	4"	100 g.p.m. (6.31L/sec.)	1058 lbs. (480 kg)	S	See C40 Price List
WITH PEDESTRIAN / LIGHT TRAFFIC COVERS - CSA B481.0 'M' RATED					
4075A04M	4"	75 g.p.m. (4.73L/sec.)	559 lbs. (253 kg)	M	See C40 Price List
40100A04M	4"	100 g.p.m. (6.31L/sec.)	1058 lbs. (480 kg)	M	See C40 Price List



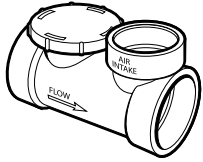
NEW!

Also available Class 'M' covers (Proof load >4000 lbs) for internal/ external pedestrian and light traffic applications.

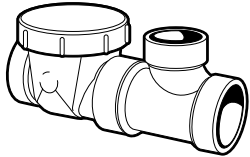
ENDURA® GREASE MANAGEMENT

PRICE LIST C39-0617 JUNE 1, 2017

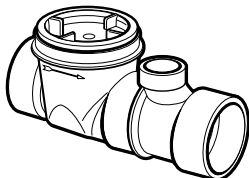
INTERCEPTOR COMPONENTS & ACCESSORIES



COMPACT FLOW CONTROL			
Part Number	Flow Rate	Connection Size	List Price
3922107CA	7 g.p.m. (0.44 L/sec.)	2"	53.43
3922110CA	10 g.p.m. (0.63 L/sec.)	2"	53.43
3922115CA	15 g.p.m. (0.95 L/sec.)	2"	53.43
3922120CA	20 g.p.m. (1.26 L/sec.)	2"	53.43
3922125CA	25 g.p.m. (1.58 L/sec.)	2"	53.43



FLOW CONTROL with Cleanout and Air Intake (PVC Grey)			
Part Number	Flow Rate	Connection Size	List Price
3922107A	7 g.p.m. (0.44 L/sec.)	2"	53.43
3922110A	10 g.p.m. (0.63 L/sec.)	2"	53.43
3922115A	15 g.p.m. (0.95 L/sec.)	2"	53.43
3922120A	20 g.p.m. (1.26 L/sec.)	2"	53.43
3922125A	25 g.p.m. (1.58 L/sec.)	2"	53.43

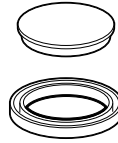


FLOW CONTROL with Cleanout and Air Intake (PVC Grey)			
Part Number	Flow Rate	Connection Size	List Price
3933125A	25 g.p.m. (1.58 L/sec.)	3"	53.43
3933135A	35 g.p.m. (2.21 L/sec.)	3"	53.43
3933150A	50 g.p.m. (3.15 L/sec.)	3"	53.43
3944235A	35 g.p.m. (2.21 L/sec.)	4"	92.24
3944250A	50 g.p.m. (3.15 L/sec.)	4"	92.24



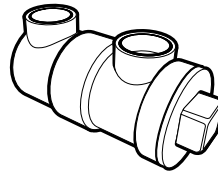
NOTE: Where local jurisdiction allows an AAV can be used as an alternative to traditional venting practice.

AIR ADMITTANCE VALVE			
Part Number	Size	Material	List Price
392010	1-1/2" & 2"	ABS	56.34
392011	1-1/2" & 2"	PVC	39.29



NOTE: SDR 35 or SDR 28 sewer pipe required for sleeve - by others
392203W requires 6" sewer pipe
392204W requires 8" sewer pipe


FLOW CONTROL EXTENSION KIT		
Part Number	Size	List Price
392203W	3"	22.04
392204W	4"	29.00



NOTE: Installed as a integrated part of the plumbing to prevent debris from causing blockages.

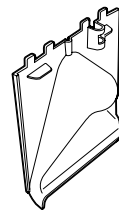
For trap adapters and connections to other materials refer to Canplas ABS or PVC DWV fittings price list. All 1-1/2" fittings with "SPG" in their description can be fitted directly to IDS 1-1/2" hubs if required

ENDURA® IN-LINE DRAIN STRAINER			
Part Number	Material	Size	List Price
393243A	ABS	1-1/2"	53.26
393243AW	PVC	1-1/2"	53.26



NOTE: Includes access cap, filter screen and o-ring seal.

REPLACEMENT STRAINER & ACCESS CAP		
Part Number	Material	List Price
393243AR	ABS	38.75
393243AWR	PVC	38.75



NOTE: Use 3910A-4 for outlet baffle replacement on 7,10 and 15GPM compact models

INLET/OUTLET BAFFLE		
Part Number	Tank Size	List Price
3920A03-3	7-10-15/15C-20-25-35	26.27
3950A03-3	50	133.61

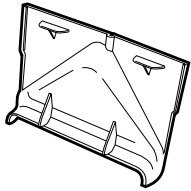


OUTLET BAFFLE		
Part Number	Tank Size	List Price
3910A-4	7-10-15C	38.33

ENDURA® GREASE MANAGEMENT

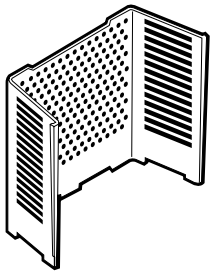
PRICE LIST C39-0617 JUNE 1, 2017

INTERCEPTOR COMPONENTS & ACCESSORIES




LO-PRO INLET/OUTLET BAFFLE

Part Number	Tank Size	List Price
3925ALO-3	25LO	25.00




DIFFUSER BAFFLE

Part Number	Tank Size	List Price
3935A03-4	25ALT-35-50	139.91



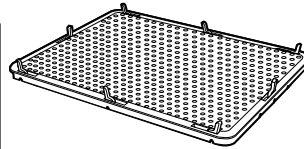
DIFFUSER BAFFLE - COMPACT MODELS

Part Number	Tank Size	List Price
3910A-3	7-10-15C	24.78



SILICONE RUBBER LID GASKET

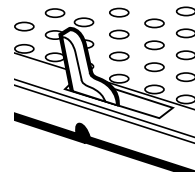
Part Number	Tank Size	List Price
3910A-5	7-10-15C	23.80
3920A-5	15-20-25	30.07
3935A-5	25LO-25ALT-35-50	36.74
3925XT-3	25XT	40.98



NOTE: Complete lid assembly excluding PDI plate which is to be transferred from old unit.

LID ASSEMBLY REPLACEMENT

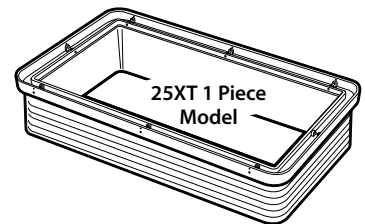
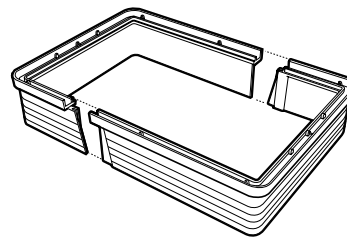
Part Number	Lid Size	List Price
3910A-2ARPL	7-10-15C	239.14
3920A-2ARPL	15-20-25	307.10
3935A-2ARPL	25LO-25ALT-35-50	380.77
3925A-2ARPL	25XT	334.49



*Kit includes 4x latch components and replacement pivot pins.
 **Kit includes 4x latch components (2 LH & 2 RH) and replacement pivot pins.

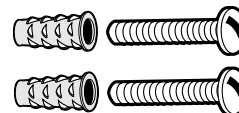
REPLACEMENT LATCH KITS

Part Number	Lid Size	List Price
3920A-9RPL*	7-10-15C-20-25	46.76
3935A-6RPL**	25LO-25ALT-25XT-35-50	46.76



RISER EXTENSION

Part Number	Tank Size	List Price
3920AX6	15-20-25	535.00
3935AX6	25LO-25ALT-35-50	801.95
3925AX6	25XT	751.42



NOTE: Used to replace stripped/loosened cover fixing locations.


FIXING REPLACEMENT/REFURB KIT

Part Number	Contents	List Price
3920AR	2x insert/screws	6.68

ENDURA® GREASE MANAGEMENT

PRICE LIST C39-0617 JUNE 1, 2017


INTERCEPTOR COMPONENTS & ACCESSORIES



NOTE: The Solids Basket Accessory is compatible with full height models of Endura Grease Interceptors 20GPM to 50GPM

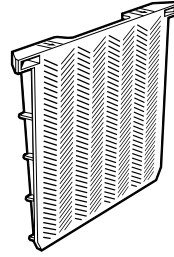
SOLIDS BASKET ACCESSORY

Part Number	Size	List Price
3911A-1	N/A	220.29



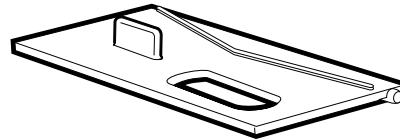
SOLIDS INTERCEPTOR COARSE SCREEN

Part Number	Tank Size	List Price
3911-2	N/A	18.14



SOLIDS INTERCEPTOR FINE SCREEN

Part Number	Tank Size	List Price
3911-3	N/A	18.14



SOLIDS INTERCEPTOR INLET COVER

Part Number	Tank Size	List Price
3911-4	N/A	18.57



Visit our website for more information

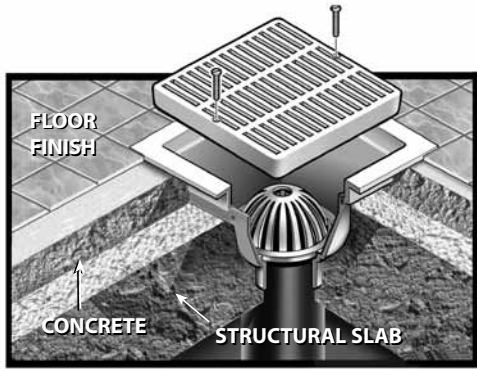
- Grease Interceptor Sizing Calculator
- Specification Sheets
- Price Lists

www.endurainterceptor.com


ENDURA® GREASE MANAGEMENT

PRICE LIST C39-0617 JUNE 1, 2017

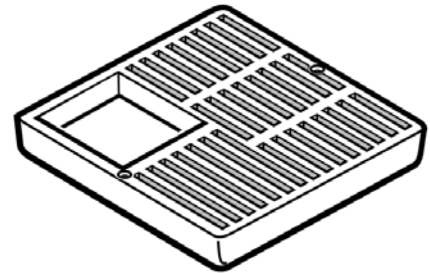
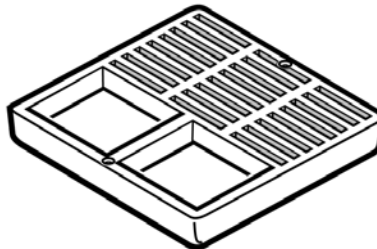

FLOOR SINKS



STANDARD FLOOR (PVC-white body)				
Part Number	Pipe Size	Size	Ctn/Qty	List Price
394708	4" Hub	9 x 9 x 6	5	55.30
394713	4" Hub	12 x 12 x 6	5	60.58
394718	3" Hub	9 x 9 x 6	5	51.28
394723	3" Hub	12 x 12 x 6	5	57.76



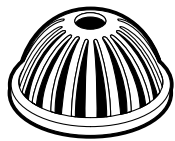
FLOOR SINK GRATES



FULL GRATE - PVC white			
Part Number	Size	Ctn/Qty	List Price
394709A	9 x 9	5	37.75
394712A	12 x 12	5	49.32

HALF GRATE - PVC white			
Part Number	Size	Ctn/Qty	List Price
394709C	9 x 9	5	41.18
394712C	12 x 12	5	46.33

THREE QUARTERS GRATE - PVC white			
Part Number	Size	Ctn/Qty	List Price
394709B	9 x 9	5	36.07
394712B	12 x 12	5	41.33



FLOOR SINK REPLACEMENT STRAINER			
Part Number	Size	Ctn/Qty	List Price
394712-4	5	5	8.18

FLOOR SINK REPLACEMENT HARDWARE KIT			
Kit Number	For Drains	Includes	List Price
3947NNH	394708	2 of #10 x 1-1/2" Grate Screws and 12 of #10 x 5/8" Flange Screws	9.30
	394709		
	394712		
	394713		

ENDURA® GREASE MANAGEMENT

PRICE LIST C39-0617 JUNE 1, 2017

PART#	WEIGHT (Kg.)	CARTON BARCODE	PG. #	PART#	WEIGHT (Kg.)	CARTON BARCODE	PG. #
3907A02	7.532	10662671055160	3	3925XT-3	0.087	00662671069801	8
3910A-3	0.404	10662671055047	8	393243A	0.604	10662671390407	7
3910A-4	0.749	10662671055030	7	393243AR	0.16	10662671390506	7
3910A-5	0.057	00662671052438	8	393243AW	0.809	10662671390490	7
3910A02	7.535	10662671055139	3	393243AWR	0.195	10662671390513	7
3910A-2ARPL	1.47	00662671055026	8	3933125A	1.19	10662671071320	7
3910PA15	5.624	10662671055771	5	3933135A	1.18	10662671071337	7
3911-2	0.322	10662671055511	9	3933150A	1.18	10662671071344	7
3911-3	0.281	10662671055528	9	3925A-2ARPL	5.273	10662671070798	8
3911-4	0.172	10662671055535	9	3935A-2ARPL	5.268	00662671390318	8
3911A02	8.183	10662671055603	3	3935A-5	0.08	00662671390257	8
3911A-1	2.9	10662671055610	9	3935A-6RPL	0.049	10662671390711	8
3915A02	9.624	00662671390141	3	3935AX6	5.141	10662671390322	8
3920A-2ARPL	2.337	00662671390486	8	3935A03	21.669	10662671390100	3
3920A-5	0.088	00662671390233	8	3935A03-4	0.887	10662671022674	8
3920A-9RPL	0.045	10662671390360	8	3935A04	22.736	10662671390124	3
3920AR	0.038	10662671379051	8	3944235A	2.248	10662671068559	7
3920AX6	3.651	10662671390353	8	3944250A	2.13	10662671068538	7
3920A02	9.624	10662671390155	3	394708	1.66	10662671052701	10
3920A03-3	0.796	10662671021813	7	394709A	0.941	10662671052916	10
3920PA15	9.656	10662671390612	5	394709B	1.006	10662671052923	10
392010	0.139	10662671058680	7	394709C	1.006	10662671052930	10
392011	0.157	10662671390520	7	394712-4	0.091	10662671052954	10
392203W	0.31	10662671390537	7	394712A	1.704	10662671052961	10
392204W	0.589	10662671390544	7	394712B	1.704	10662671052497	10
3922107A	0.46	10662671071276	7	394712C	1.704	10662671052503	10
3922107CA	0.21	10662671071368	7	394713	2.078	10662671052978	10
3922110A	0.46	10662671071283	7	394718	1.9	10662671052992	10
3922110CA	0.21	10662671071351	7	394723 †	2.319	10662671053029	10
3922115A	0.45	10662671071290	7	3947NNH	0.042	10662671052558	10
3922115CA	0.2	10662671071405	7	3950A03	26.623	10662671390117	3
3922120A	0.46	10662671071306	7	3950A03-3	1.022	10662671022940	7
3922120CA	0.2	10662671071412	7	3950A04	27.575	10662671390131	3
3922125A	0.46	10662671071313	7				
3922125CA	0.21	10662671071429	7				
3925A02LO	17.628	10662671390971	3				
3925ALO-3	0.348	10662671022131	8				
3925XTA02	16.153	10662671070323	3				
3925XTA03	17.136	10662671070330	3				
3925AX6	4.933	10662671070460	8				

INTERCEPTOR SIZING & SELECTION

Sizing your application is easy at www.EnduraGICalculator.com. Simply enter your sink dimensions and any additional appliances that will discharge through your interceptor. Choose and enter your drain period and the calculator does the rest! It's that easy.

CAUTION

The Seller does not recommend the Endura® Grease Interceptor for testing of plumbing systems with compressed air or compressed water. The use of Endura® Interceptors during testing voids our warranty for the products so used. For further information, contact your Canplas representative.

ENDURA® Grease Interceptor 10 Year Extended Warranty
The Endura® Grease Interceptor is warranted for ten (10) years from the date of installation based on the receipt of a completed warranty card (included with the grease interceptor). Said warranty card must be returned to the manufacturer within thirty (30) days of the installation date, in order to be eligible for this extended warranty. The ten (10) year warranty covers defects resulting from faulty manufacture of materials as well as perforation of the

grease interceptor based on normal operating conditions. The manufacturer does not provide a warranty for perforation resulting from mechanical or chemical causes of abnormal use. The Endura® Grease Interceptor is warranted only to the extent that the manufacturer will replace, without charge, products proven to have manufacturing defects or perforation (other than perforation resulting from mechanical or chemical causes) within the specified ten (10) year warranty period and provided the manufacturer has been given an opportunity to inspect the product alleged to be defective and the installation and use thereof. No warranty is provided for any expense for removal, reinstallation or other consequential damages arising from and defect or perforation. The warranties set out above are the only warranties made by the manufacturer and are expressly in lieu of all other warranties, expressed or

implied, including the warranties of merchantability and fitness for a particular purpose. Please Note: This warranty is offered by Canplas Industries Ltd. No claim should be placed upon the Installer or Service Company if properly installed and serviced.



All Canplas Endura® Grease Interceptors are tested and certified to Standard PDI-G101 of the Plumbing and Drainage Institute.

ENDURA® GREASE MANAGEMENT



canplas®

Head Office, Manufacturing Location and Customer Service Centre

500 VETERANS DRIVE, BOX 1800
BARRIE, ON L4M 4V3
CANADA

TELEPHONE: (705) 726-3361

FAX: (705) 726-2186

EMAIL: separation-tech@canplas.com

Customer Service Centre and Sales Office

9489 - 200 STREET, UNIT 201
LANGLEY, B.C. V1M 3A7
CANADA

TELEPHONE: (604) 455-0432

FAX: (604) 455-0452

Customer Service Centre and Sales Office

11408-163rd STREET
EDMONTON, AB T5M 3T3
CANADA

TELEPHONE: (780) 451-3206

FAX: (780) 452-0536

www.endurainterceptor.com

1-800-461-5300