


Mueller NO-BLO Service Stop Tees are used to make a main to service connection. These tees have a mechanism that can be used to shut off the flow of gas in the service line. The mechanism makes a metal-to-metal seat in both the fully open and fully closed position to assure positive sealing. This mechanism has differential threads which develop powerful seating forces.

An O-ring seal is provided between the stem and bushing for tees with maximum working pressures over 250 psig. These tees are available with weld or external (M.I.P.) thread inlets. Outlets include weld, external (M.I.P.) thread, internal (F.I.P.) thread and several styles of compression connections.

Mueller NO-BLO Service Stop Tee Features



- **Completion Cap** – is available in Cast Iron or steel and makes a secondary seal.
- **Stem** – makes metal to metal seat in fully open and fully closed positions
- **Body** – is machined from solid steel forging for strength.
- **Stainless Steel** – stem and bronze bushing have differential threads and for working pressure over 250 psig have an O-ring sealed stem and bushing.
- **Mueller NO-BLO Service Stop Tees** – can be identified by the “V” on top of the completion cap.
- **Maximum Working Pressure** – is 250 psig for tees with Cast Iron caps and 1440 psig for tees with steel caps. Tees having compression connections are rated at 175 psig.
- **Outlets** – are available in Weld, MIP, FIP and several styles of compression connections.
- **Inlet** – available in Weld or MIP.

Rev. 12-06 Shaded area indicates changes

- Catalog number – **H-17650**
- Sizes* – 1" x 1", 1-1/4" x 1-1/4", 1-1/4" x 2", 2" x 2"
- Forged Steel Body ASTM A105
- Cast Iron Completion Cap ASTM A126 CL.B
- Stainless Steel Stem and Bronze Bushing
- Weld inlet
- Outlet prepared for butt weld same size as outlet and socket weld one size smaller than outlet
- 250** psig (1724 kPa)



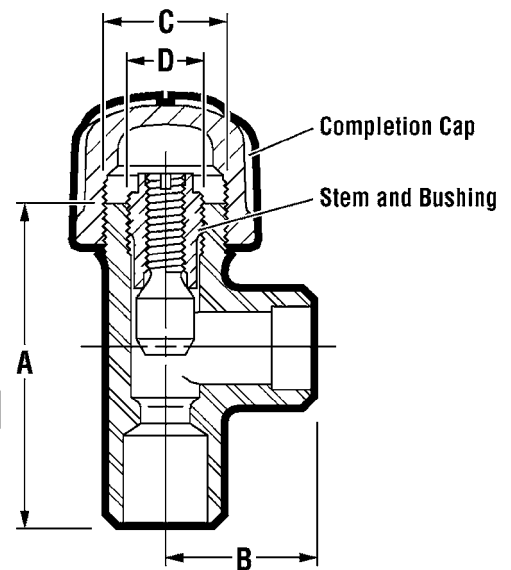
H-17650

How to select equipment

- 1) Find chart on following pages containing desired combination of fitting and installation machine (shown in bold type at top of each page and chart). Note: for a given fitting there may be more than one machine and chart.
- 2) Under inlet size of fitting to be installed, select catalog number for type of control valve to be used. Options may include one or more of the following: H-10914 Bronze Gate Valve, H-17025 Control Chamber, H-10917 Slide Gate Valve, H-10918 Steel Ball Valve.
- 3) Under selected control valve, column lists equipment necessary for each operation on chosen size of fitting. Note: (Maximum Allowed Operating Pressure) provided for operation must not be exceeded. MAOP may be different for each operation.

Dimensions

Dimensions	Size* of Service Stop Tee			
	1" x 1"	1-1/4" x 1-1/4"	1-1/4" x 2"	2" x 2"
A	4-1/8"	4-5/8"	4-3/4"	5-1/2"
B	1-7/8"	2"	3-3/8"	2-1/8"
C	1-1/4"	1-1/2"	1-1/2"	2"
D	3/4"	1"	1"	1-1/2"



Replacement Parts

Replacement Parts	Size* of Service Stop Tee			
	1" x 1"	1-1/4" x 1-1/4"	1-1/4" x 2"	2" x 2"
Completion Cap	501075	501076	501076	502001
Stem & Bushing	38191 & 38192	38418 & 38417	38418 & 38417	501999 & 502000

*First size is size of inlet, second is size of outlet.

**This is the maximum pressure of the fitting installed in the line at 100F for Class Locations 1, 2, 3 and 4 as defined in D.O.T./CFR TITLE 49 PART 192. It may be necessary to reduce the line pressure during the drilling, stopping or plugging operations to the maximum working pressure of the machine or its attachments. Refer to charts on following pages.

E-5™/EH-5™ Machine

H-17650	1"	1"	1"	1-1/4"	1-1/4"	1-1/4"
Control Valve	H-10914 1-1/4"	H-17025	H-10918 1-1/4"	H-10914 1-1/2"	H-17025	H-10918 1-1/2"
Bushing	-	78830 1-1/4"	-	-	78831 1-1/2"	-
Installation						
Center Locating Punch	H-17615	H-17615	H-17615	H-17615	H-17615	H-17615
Test Cap	79160	79160	79160	79161	79161	79161
Completion Plug Wrench	96536	96536	96536	56680	56680	56680
Drilling						
MAOP*	125 psig	125 psig	250 psig	125 psig	125 psig	250 psig
Power Operator	H-604	H-604	H-604	H-604	H-604	H-604
Machine Adapter	36733	-	36733	503435	501609	503435
Drill	61982 5/8"	61982 5/8"	61982 5/8"	61990 7/8"	61990 7/8"	61990 7/8"
Drill Holder	61981	61981	61981	78736	78736	78736
Cutting Grease	88366	88366	88366	88366	88366	88366
Honing Stone	682560	682560	682560	682560	682560	682560
Inserting						
MAOP*	125 psig	125 psig	250 psig	125 psig	125 psig	250 psig
Machine Adapter	36733	-	36733	503435	501609	503435
EZ Release Inserting Tool	83261	83261	83261	83400	83400	83400
Extracting						
MAOP*	125 psig	125 psig	250 psig	125 psig	125 psig	250 psig
Machine Adapter	36733	-	36733	503435	501609	503435
Extracting Tool	80088	80088	80088	89061	89192	89061
Optional Tools						
Machine Adapter	36733	-	36733	503435	501609	503435
Reseating Reamer	72240	72240	72240	72241	72241	72241
Holder for Reamer	61981	61981	61981	78736	61993	78736

*Maximum Allowable Operating Pressure

Rev. 9-06 Shaded area indicates changes

E-5™/EH-5™ Machine

H-17650	2"	2"	2"
Control Valve	H-10914 2"	H-10917 2"	H-10918 2"
Bushing	-	-	-
Installation			
Test Cap	36811	36811	36811
Completion Plug Wrench	56680	56680	56680
Drilling			
MAOP*	125 psig	250 psig	250 psig
Power Operator	H-604	H-604	H-604
Machine Adapter	89348	89348	528329
Shell Cutter	78910 1-1/2"	78910 1-1/2"	78910 1-1/2"
Shell Cutter Holder	501738	501738	501738
Cutting Grease	88366	88366	88366
Honing Stone	682560	682560	682560
Inserting			
MAOP*	125 psig	250 psig	250 psig
Machine Adapter	89348	89348	89348
Inserting Tool	51222	51222	51222
Extracting			
MAOP*	125 psig	250 psig	250 psig
Machine Adapter	89348	89348	89348
Extracting Tool	89191	89191	89191
Optional Tools			
Machine Adapter	89348	89348	89348
Reseating Reamer	501754	501754	501754

*Maximum Allowable Operating Pressure

D-5™/DH-5™ Machine

H-17650	1"	1"	1-1/4"	1-1/4"
Control Valve	H-10914 1-1/4"	H-10918 1-1/4"	H-10914 1-1/2"	H-10918 1-1/2"
Installation				
Center Locating Punch	H-17615	H-17615	H-17615	H-17615
Test Cap	79160	79160	79161	79161
Completion Plug Wrench	96536	96536	90812	90812
Drilling				
MAOP*	125 psig	250 psig	125 psig	250 psig
Power Operator	H-604	H-604	H-604	H-604
Machine Adapter	36195	36195	36196	36196
Drill	61982 5/8"	61982 5/8"	61990 7/8"	61990 7/8"
Drill Holder	36998	36998	37032	37032
Cutting Grease	88366	88366	88366	88366
Honing Stone	682560	682560	682560	682560
Inserting				
MAOP*	125 psig	250 psig	125 psig	250 psig
Machine Adapter	36195	36195	36196	36196
EZ Release Inserting Tool	83261	83261	83400	83400
Inserting Tool	33599	33599	-	-
Boring Bar Adapter	40438	40438	40438	40438
Extracting				
MAOP*	125 psig	250 psig	125 psig	250 psig
Machine Adapter	36195	36195	36196	36196
Extracting Tool	88286	88286	81499	81499
Optional Tools				
Machine Adapter	36195	36195	36196	36196
Reseating Reamer	72240	72240	72241	72241
Holder for Reamer	36998	36998	37032	37032

*Maximum Allowable Operating Pressure

Rev. 9-15 Shaded area indicates changes

D-5™/DH-5™ Machine

H-17650	2"	2"	2"
Control Valve	H-10914 2"	H-10917 2"	H-10918 2"
Bushing	-	-	-
Installation			
Test Cap	36811	36811	36811
Completion Plug Wrench	58196	58196	58196
Drilling			
MAOP*	125 psig	250 psig	250 psig
Machine Adapter	501996	501996	501996
Shell Cutter	78910 1-1/2"	78910 1-1/2"	78910 1-1/2"
Shell Cutter Holder	33316	33316	33316
Cutting Grease	88366	88366	88366
Honing Stone	682560	682560	682560
Inserting			
MAOP*	125 psig	250 psig	250 psig
Machine Adapter	501996	501996	501996
EZ Release Inserting Tool	89679	89679	89679
Boring Bar Adapter	40438	40438	40438
Extracting			
MAOP*	125 psig	250 psig	250 psig
Machine Adapter	501996	501996	501996
Extracting Tool	580602	580602	580602
Optional Tools			
Machine Adapter	36188	36188	36188
Reseating Reamer	501754	501754	501754
Holder for Reamer	33555	33555	33555

*Maximum Allowable Operating Pressure

- Catalog number – **H-17656**
- Sizes* – 1" x 1", 1-1/4" x 1-1/4", 2" x 2"
- Forged Steel Body and Completion Cap ASTM A105
- Stainless Steel Stem with O-ring Seal and Bronze Bushing
- Weld inlet
- Outlet prepared for butt weld same size as outlet and socket weld one size smaller than outlet
- 1440** psig (9930 kPa)



H-17656

How to select equipment

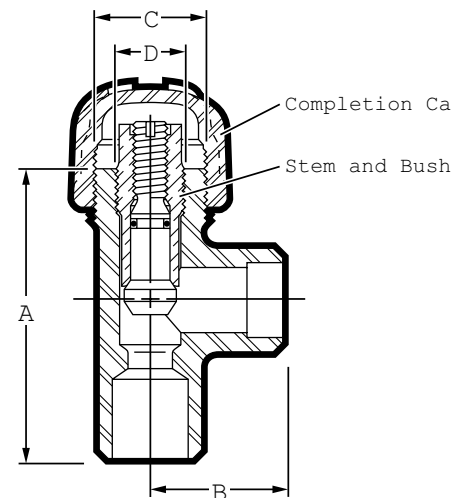
- 1) Find chart on following pages containing desired combination of fitting and installation machine (shown in bold type at top of each page and chart). Note: for a given fitting there may be more than one machine and chart.
- 2) Under inlet size of fitting to be installed, select catalog number for type of control valve to be used. Options may include one or more of the following: H-10914 Bronze Gate Valve, H-17025 Control Chamber, H-10917 Slide Gate Valve, H-10918 Steel Ball Valve.
- 3) Under selected control valve, column lists equipment necessary for each operation on chosen size of fitting. Note: **MAOP** (Maximum Allowed Operating Pressure) provided for **each** operation must not be exceeded. MAOP may be different for each operation.

Dimensions

Dimensions	Size* of Service Stop Tee		
	1" x 1"	1-1/4" x 1-1/4"	2" x 2"
A	4-1/8"	4-5/8"	5-1/2"
B	1-7/8"	2"	2-1/8"
C	1-1/4"	1-1/2"	2"
D	3/4"	1"	1-1/2"

Replacement Parts

Replacement Parts	Size* of Service Stop Tee		
	1" x 1"	1-1/4" x 1-1/4"	2" x 2"
Completion Cap	501070	501071	147226
Stem & Bushing	72235 & 72236	72237 & 72238	503620 & 503621
Stem O-ring	45421	72239	79344



*First size is size of inlet, second is size of outlet.

**This is the maximum pressure of the fitting installed in the line at 100F for Class Locations 1, 2, 3 and 4 as defined in D.O.T./CFR TITLE 49 PART 192. It may be necessary to reduce the line pressure during the drilling, stopping or plugging operations to the maximum working pressure of the machine or its attachments. Refer to charts on following pages.

Rev. 6-17 Shaded area indicates changes

E-5™/EH-5™ Machine

H-17656	1"	1"	1"	1-1/4"	1-1/4"	1-1/4"
Control Valve	H-10914 1-1/4"	H-17025	H-10918 1-1/4"	H-10914 1-1/2"	H-17025	H-10918 1-1/2"
Bushing	-	78830 1-1/4"	-	-	78831 1-1/2"	-
Installation						
Center Locating Punch	H-17615	H-17615	H-17615	H-17615	H-17615	H-17615
Test Cap	79160 CI / 537399 Steel	79160 CI / 537399 Steel	79160 CI / 537399 Steel	79161 CI / 537400 Steel	79161 CI / 537400 Steel	79161 CI / 537400 Steel
Completion Plug Wrench	96536	96536	96536	56680	56680	56680
Drilling						
MAOP*	125 psig	125 psig	E-5 = 500 psig EH-5 = 1200 psig	125 psig	125 psig	E-5 = 500 psig EH-5 = 1200 psig
Power Operator	H-604	H-604	H-604	H-604	H-604	H-604
Machine Adapter	36733	-	36733	503435	501609	503435
Drill	61982 5/8"	61982 5/8"	61982 5/8"	61990 7/8"	61990 7/8"	61990 7/8"
Drill Holder	61981	61981	61981	78736	78736	78736
Cutting Grease	88366	88366	88366	88366	88366	88366
Honing Stone	682560	682560	682560	682560	682560	682560
Inserting						
MAOP*	125 psig	125 psig	E-5 = 500 psig EH-5 = 1200 psig	125 psig	125 psig	E-5 = 500 psig EH-5 = 1200 psig
Machine Adapter	36733	-	36733	503435	501609	503435
EZ Release Inserting Tool	83261	83261	83261	83400	83400	83400
Extracting						
MAOP*	125 psig	125 psig	E-5 = 500 psig EH-5 = 1200 psig	125 psig	125 psig	E-5 = 500 psig EH-5 = 1200 psig
Machine Adapter	36733	-	36733	503435	501609	503435
Extracting Tool	80088	80088	80088	89061	89192	89061
Optional Tools						
Machine Adapter	36733	-	36733	503435	501609	503435
Reseating Reamer	72240	72240	72240	72241	72241	72241
Holder for Reamer	61981	61981	61981	78736	61993	78736

*Maximum Allowable Operating Pressure

E-5™/EH-5™ Machine

H-17656	2"	2"	2"
Control Valve	H-10914 2"	H-10917 2"	H-10918 2"
Bushing	-	507781	-
Installation			
Test Cap	36811 CI / 537401 Steel	36811 CI / 537401 Steel	36811 CI / 537401 Steel
Completion Plug Wrench	56680	56680	56680
Drilling			
MAOP*	125 psig	275 psig	E-5 = 500 psig EH-5 = 1200 psig
Power Operator	H-604	H-604	H-604
Machine Adapter	89348	89348	528329
Shell Cutter	78910 1-1/2"	78910 1-1/2"	78910 1-1/2"
Shell Cutter Holder	501738	501738	501738
Cutting Grease	88366	88366	88366
Honing Stone	682560	682560	682560
Inserting			
MAOP*	125 psig	275 psig	E-5 = 500 psig EH-5 = 1200 psig
Machine Adapter	89348	89348	89348
Inserting Tool	51222	51222	51222
Extracting			
MAOP*	125 psig	275 psig	E-5 = 500 psig EH-5 = 1200 psig
Machine Adapter	89348	89348	89348
Extracting Tool	89191	89191	89191
Optional Tools			
Machine Adapter	89348	89348	89348
Reseating Reamer	501754	501754	501754

*Maximum Allowable Operating Pressure

Rev. 6-17 Shaded area indicates changes

D-5™/DH-5™ Machine

H-17656	1"	1"	1-1/4"	1-1/4"
Control Valve	H-10914 1-1/4"	H-10918 1-1/4"	H-10914 1-1/2"	H-10918 1-1/2"
Installation				
Center Locating Punch	H-17615	H-17615	H-17615	H-17615
Test Cap	79160 CI / 537399 Steel	79160 CI / 537399 Steel	79161 CI / 537400 Steel	79161 CI / 537400 Steel
Completion Plug Wrench	96536	96536	90812	90812
Drilling				
MAOP*	125 psig	D-5 = 500 psig DH-5 = 1200 psig	125 psig	D-5 = 500 psig DH-5 = 1200 psig
Power Operator	H-604	H-604	H-604	H-604
Machine Adapter	36195	36195	36196	36196
Drill	61982 5/8"	61982 5/8"	61990 7/8"	61990 7/8"
Drill Holder	36998	36998	37032	37032
Cutting Grease	88366	88366	88366	88366
Honing Stone	682560	682560	682560	682560
Inserting				
MAOP*	125 psig	D-5 = 500 psig DH-5 = 1200 psig	125 psig	D-5 = 500 psig DH-5 = 1200 psig
Machine Adapter	36195	36195	36196	36196
EZ Release Inserting Tool	83261	83261	83400	83400
Inserting Tool	33599	33599	-	-
Boring Bar Adapter	40438	40438	40438	40438
Extracting				
MAOP*	125 psig	D-5 = 500 psig DH-5 = 1200 psig	125 psig	D-5 = 500 psig DH-5 = 1200 psig
Machine Adapter	36195	36195	36196	36196
Extracting Tool	88286	88286	81499	81499
Optional Tools				
Machine Adapter	36195	36195	36196	36196
Reseating Reamer	72240	72240	72241	72241
Holder for Reamer	36998	36998	37032	37032

*Maximum Allowable Operating Pressure

D-5™/DH-5™ Machine

H-17656	2"	2"	2"
Control Valve	H-10914 2"	H-10917 2"	H-10918 2"
Bushing	-	-	-
Installation			
Test Cap	36811 CI / 537401 Steel	36811 CI / 537401 Steel	36811 CI / 537401 Steel
Completion Plug Wrench	58196	58196	58196
Drilling			
MAOP*	125 psig	275 psig	D-5 = 500 psig DH-5 = 1200 psig
Machine Adapter	501996	501996	501996
Shell Cutter	78910 1-1/2"	78910 1-1/2"	78910 1-1/2"
Shell Cutter Holder	33316	33316	33316
Cutting Grease	88366	88366	88366
Honing Stone	682560	682560	682560
Inserting			
MAOP*	125 psig	275 psig	D-5 = 500 psig DH-5 = 1200 psig
Machine Adapter	501996	501996	501996
EZ Release Inserting Tool	89679	89679	89679
Boring Bar Adapter	40438	40438	40438
Extracting			
MAOP*	125 psig	275 psig	D-5 = 500 psig DH-5 = 1200 psig
Machine Adapter	501996	501996	501996
Extracting Tool	580602	580602	580602
Optional Tools			
Machine Adapter	36188	36188	36188
Reseating Reamer	501754	501754	501754
Holder for Reamer	33555	33555	33555

*Maximum Allowable Operating Pressure

Rev. 12-06 Shaded area indicates changes

- Catalog number – **H-17662**
- Sizes* – 1" x 1"
- Forged Steel Body ASTM A105
- Cast Iron Completion Cap ASTM A126 CL.B
- Stainless Steel Stem and Bronze Bushing
- Weld inlet
- Compression connection outlet for metallic pipe or tubing
- 175** psig (1207 kPa)



H-17662

How to select equipment

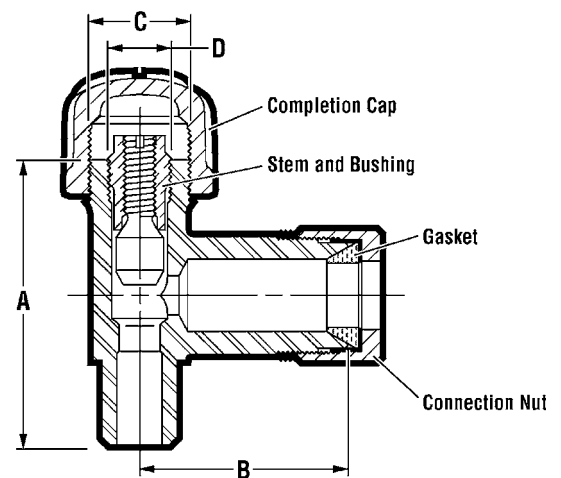
- 1) Find chart on following pages containing desired combination of fitting and installation machine (shown in bold type at top of each page and chart). Note: for a given fitting there may be more than one machine and chart.
- 2) Under inlet size of fitting to be installed, select catalog number for type of control valve to be used. Options may include one or more of the following: H-10914 Bronze Gate Valve, H-17025 Control Chamber, H-10917 Slide Gate Valve, H-10918 Steel Ball Valve.
- 3) Under selected control valve, column lists equipment necessary for each operation on chosen size of fitting. Note: **MAOP** (Maximum Allowed Operating Pressure) provided for **each** operation must not be exceeded. MAOP may be different for each operation.

Dimensions

Dimensions	Size* of Service Stop Tee
	1" x 1"
A	4-1/2"
B	3-1/4"
C	1-1/4"
D	3/4"

Replacement Parts

Replacement Parts	Size* of Service Stop Tee
	1" x 1"
Completion Cap	501075
Stem & Bushing	38191 & 38192



*First size is size of inlet, second is size of outlet.

**This is the maximum pressure of the fitting installed in the line at 100F for Class Locations 1, 2, 3 and 4 as defined in D.O.T./CFR TITLE 49 PART 192. It may be necessary to reduce the line pressure during the drilling, stopping or plugging operations to the maximum working pressure of the machine or its attachments. Refer to charts on following pages.

E-5™/EH-5™ Machine

H-17662	1"	1"	1"
Control Valve	H-10914 1-1/4"	H-17025	H-10918 1-1/4"
Bushing	-	78830 1-1/4"	-
Installation			
MAOP*	125 psig	125 psig	150 psig
Center Locating Punch	H-17615	H-17615	H-17615
Test Cap	79160	79160	79160
Completion Plug Wrench	96536	96536	96536
Drilling			
MAOP*	125 psig	125 psig	150 psig
Power Operator	H-604	H-604	H-604
Machine Adapter	36733	-	36733
Drill	61982 5/8"	61982 5/8"	61982 5/8"
Drill Holder	61981	61981	61981
Cutting Grease	88366	88366	88366
Honing Stone	682560	682560	682560
Inserting			
MAOP*	125 psig	125 psig	150 psig
Machine Adapter	36733	-	36733
EZ Release Inserting Tool	83261	83261	83261
Extracting			
MAOP*	125 psig	125 psig	150 psig
Machine Adapter	36733	-	36733
Extracting Tool	80088	80088	80088
Optional Tools			
Machine Adapter	36733	-	36733
Reseating Reamer	72240	72240	72240
Holder for Reamer	61981	61981	61981

*Maximum Allowable Operating Pressure

Rev. 6-10 Shaded area indicates changes

D-5™/DH-5™ Machine

H-17662	1"	1"
Control Valve	H-10914 1-1/4"	H-10918 1-1/4"
Installation		
Center Locating Punch	H-17615	H-17615
Test Cap	79160	79160
Completion Plug Wrench	96536	96536
Drilling		
MAOP*	125 psig	125 psig
Power Operator	H-604	H-604
Machine Adapter	36195	36195
Drill	61982 5/8"	61982 5/8"
Drill Holder	36998	36998
Cutting Grease	88366	88366
Honing Stone	682560	682560
Inserting		
MAOP*	125 psig	125 psig
Machine Adapter	36195	36195
EZ Release Inserting Tool	83261	83261
Inserting Tool	33599	33599
Boring Bar Adapter	40438	40438
Extracting		
MAOP*	125 psig	125 psig
Machine Adapter	36195	36195
Extracting Tool	88286	88286
Optional Tools		
Machine Adapter	36195	36195
Reseating Reamer	72240	72240
Holder for Reamer	36998	36998

*Maximum Allowable Operating Pressure

- Catalog number – **H-17670**
- Sizes* – 1" x 1"
- Forged Steel Body ASTM A105
- Cast Iron Completion Cap ASTM A126 CL.B
- Stainless Steel Stem and Bronze Bushing
- Weld inlet
- External (M.I.P.) thread outlet
- 250** psig (1724 kPa)



H-17670

How to select equipment

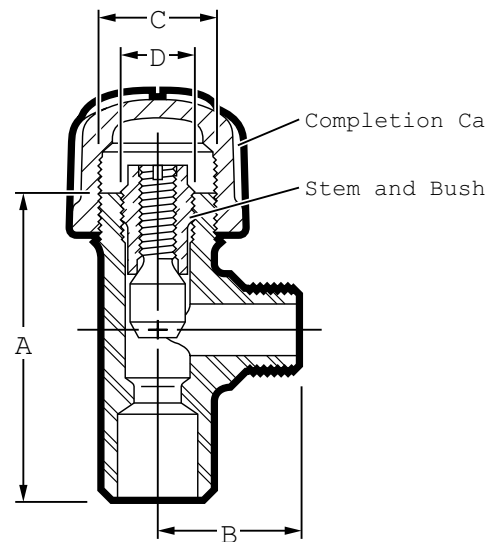
- 1) Find chart on following pages containing desired combination of fitting and installation machine (shown in bold type at top of each page and chart). Note: for a given fitting there may be more than one machine and chart.
- 2) Under inlet size of fitting to be installed, select catalog number for type of control valve to be used. Options may include one or more of the following: H-10914 Bronze Gate Valve, H-17025 Control Chamber, H-10917 Slide Gate Valve, H-10918 Steel Ball Valve.
- 3) Under selected control valve, column lists equipment necessary for each operation on chosen size of fitting. Note: **MAOP** (Maximum Allowed Operating Pressure) provided for **each** operation must not be exceeded. MAOP may be different for each operation.

Dimensions

Dimensions	Size* of Service Stop Tee
	1" x 1"
A	4-1/2"
B	3-1/4"
C	1-1/4"
D	3/4"

Replacement Parts

Replacement Parts	Size* of Service Stop Tee
	1" x 1"
Completion Cap	501075
Stem & Bushing	38191 & 38192



*First size is size of inlet, second is size of outlet.

**This is the maximum pressure of the fitting installed in the line at 100F for Class Locations 1, 2, 3 and 4 as defined in D.O.T./CFR TITLE 49 PART 192. It may be necessary to reduce the line pressure during the drilling, stopping or plugging operations to the maximum working pressure of the machine or its attachments. Refer to charts on following pages.

Rev. 12-06 Shaded area indicates changes

E-5™/EH-5™ Machine

H-17670	1"	1"	1"
Control Valve	H-10914 1-1/4"	H-17025	H-10918 1-1/4"
Bushing	-	78830 1-1/4"	-
Installation			
Center Locating Punch	H-17615	H-17615	H-17615
Test Cap	79160	79160	79160
Completion Plug Wrench	96536	96536	96536
Drilling			
MAOP*	125 psig	125 psig	250 psig
Power Operator	H-604	H-604	H-604
Machine Adapter	36733	-	36733
Drill	61982 5/8"	61982 5/8"	61982 5/8"
Drill Holder	61981	61981	61981
Cutting Grease	88366	88366	88366
Honing Stone	682560	682560	682560
Inserting			
MAOP*	125 psig	125 psig	250 psig
Machine Adapter	36733	-	36733
EZ Release Inserting Tool	83261	83261	83261
Extracting			
MAOP*	125 psig	125 psig	250 psig
Machine Adapter	36733	-	36733
Extracting Tool	80088	80088	80088
Optional Tools			
Machine Adapter	36733	-	36733
Reseating Reamer	72240	72240	72240
Holder for Reamer	61981	61981	61981

*Maximum Allowable Operating Pressure

D-5™/DH-5™ Machine

H-17670	1"	1"
Control Valve	H-10914 1-1/4"	H-10918 1-1/4"
Installation		
Center Locating Punch	H-17615	H-17615
Test Cap	79160	79160
Completion Plug Wrench	96536	96536
Drilling		
MAOP*	125 psig	125 psig
Power Operator	H-604	H-604
Machine Adapter	36195	36195
Drill	61982 5/8"	61982 5/8"
Drill Holder	36998	36998
Cutting Grease	88366	88366
Honing Stone	682560	682560
Inserting		
MAOP*	125 psig	125 psig
Machine Adapter	36195	36195
EZ Release Inserting Tool	83261	83261
Inserting Tool	33599	33599
Boring Bar Adapter	40438	40438
Extracting		
MAOP*	125 psig	125 psig
Machine Adapter	36195	36195
Extracting Tool	88286	88286
Optional Tools		
Machine Adapter	36195	36195
Reseating Reamer	72240	72240
Holder for Reamer	36998	36998

*Maximum Allowable Operating Pressure

Rev. 12-06 Shaded area indicates changes

- Catalog number – **H-17674**
- Sizes* – 1" x 3/4", 1-1/4" x 1-1/4"
- Forged Steel Body ASTM A105
- Cast Iron Completion Cap ASTM A126 CL.B
- Stainless Steel Stem and Bronze Bushing
- Weld inlet
- Internal (F.I.P.) thread outlet
- 250** psig (1724 kPa)



H-17674

How to select equipment

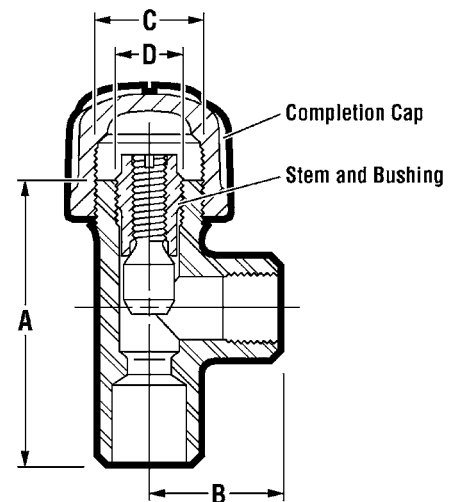
- 1) Find chart on following pages containing desired combination of fitting and installation machine (shown in bold type at top of each page and chart). Note: for a given fitting there may be more than one machine and chart.
- 2) Under inlet size of fitting to be installed, select catalog number for type of control valve to be used. Options may include one or more of the following: H-10914 Bronze Gate Valve, H-17025 Control Chamber, H-10917 Slide Gate Valve, H-10918 Steel Ball Valve.
- 3) Under selected control valve, column lists equipment necessary for each operation on chosen size of fitting. Note: **MAOP** (Maximum Allowed Operating Pressure) provided for **each** operation must not be exceeded. MAOP may be different for each operation.

Dimensions

Dimensions	Size* of Service Stop Tee	
	1" x 3/4"	1-1/4" x 1-1/4"
A	4-1/8"	4-3/4"
B	1-7/8"	3-3/8"
C	1-1/4"	1-1/2"
D	3/4"	1"

Replacement Parts

Replacement Parts	Size* of Service Stop Tee	
	1" x 3/4"	1-1/4" x 1-1/4"
Completion Cap	501075	501076
Stem & Bushing	38191 & 38192	38418 & 38417



*First size is size of inlet, second is size of outlet.

**This is the maximum pressure of the fitting installed in the line at 100F for Class Locations 1, 2, 3 and 4 as defined in D.O.T./CFR TITLE 49 PART 192. It may be necessary to reduce the line pressure during the drilling, stopping or plugging operations to the maximum working pressure of the machine or its attachments. Refer to charts on following pages.

E-5™/EH-5™ Machine

H-17674	1"	1"	1"	1-1/4"	1-1/4"	1-1/4"
Control Valve	H-10914 1-1/4"	H-17025	H-10918 1-1/4"	H-10914 1-1/2"	H-17025	H-10918 1-1/2"
Bushing	-	78830 1-1/4"		-	78830 1-1/2"	-
Installation						
Center Locating Punch	H-17615	H-17615	H-17615	H-17615	H-17615	H-17615
Test Cap	79160	79160	79160	79161	79161	79161
Completion Plug Wrench	96536	96536	96536	56680	56680	56680
Drilling						
MAOP*	125 psig	125 psig	250 psig	125 psig	125 psig	250 psig
Power Operator	H-604	H-604	H-604	H-604	H-604	H-604
Machine Adapter	36733	-	36733	503435	501609	78737
Drill	61982 5/8"	61982 5/8"	61982 5/8"	61990 7/8"	61990 7/8"	61990 7/8"
Drill Holder	61981	61981	61981	78736	78736	78736
Cutting Grease	88366	88366	88366	88366	88366	88366
Honing Stone	682560	682560	682560	682560	682560	682560
Inserting						
MAOP*	125 psig	125 psig	250 psig	125 psig	125 psig	250 psig
Machine Adapter	36733	-	36733	503435	501609	78737
EZ Release Inserting Tool	83261	83261	83261	83400	83400	83400
Extracting						
MAOP*	125 psig	125 psig	250 psig	125 psig	125 psig	250 psig
Machine Adapter	36733	-	36733	503435	501609	78737
Extracting Tool	80088	80088	80088	89061	89192	89061
Optional Tools						
Machine Adapter	36733	-	36733	503435	501609	78737
Reseating Reamer	72240	72240	72240	72241	72241	72241
Holder for Reamer	61981	61981	61981	78736	61993	78736

*Maximum Allowable Operating Pressure

Rev. 6-10 Shaded area indicates changes

D-5™/DH-5™ Machine

H-17674	1"	1"	1-1/4"	1-1/4"
Control Valve	H-10914 1-1/4"	H-10918 1-1/4"	H-10914 1-1/2"	H-10918 1-1/2"
Installation				
Center Locating Punch	H-17615	H-17615	H-17615	H-17615
Test Cap	79160	79160	79161	79161
Completion Plug Wrench	96536	96536	90812	90812
Drilling				
MAOP*	125 psig	250 psig	125 psig	250 psig
Power Operator	H-604	H-604	H-604	H-604
Machine Adapter	36195	36195	36196	36196
Drill	61982 5/8"	61982 5/8"	61990 7/8"	61990 7/8"
Drill Holder	36998	36998	37032	37032
Cutting Grease	88366	88366	88366	88366
Honing Stone	682560	682560	682560	682560
Inserting				
MAOP*	125 psig	250 psig	125 psig	250 psig
Machine Adapter	36195	36195	36196	36196
EZ Release Inserting Tool	83261	83261	83400	83400
Inserting Tool	33599	33599	-	-
Boring Bar Adapter	40438	40438	40438	40438
Extracting				
MAOP*	125 psig	250 psig	125 psig	250 psig
Machine Adapter	36195	36195	36196	36196
Extracting Tool	88286	88286	81499	81499
Optional Tools				
Machine Adapter	36195	36195	36196	36196
Reseating Reamer	72240	72240	72241	72241
Holder for Reamer	36998	36998	37032	37032

*Maximum Allowable Operating Pressure

- Catalog number – **H-17695**
- Sizes* – 1/2" x 1/2"
- Forged Steel Body ASTM A105
- Steel Completion Cap AISI 12L14
- Bronze Stem/Completion Plug
- Weld inlet
- Outlet prepared for butt weld same size as outlet (1/2") and fillet weld one size (3/4") larger than outlet
- 1440** psig (9930 kPa)



H-17695

How to select equipment

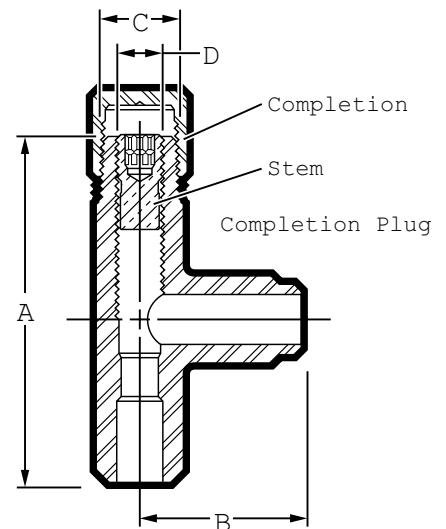
- 1) Find chart on following pages containing desired combination of fitting and installation machine (shown in bold type at top of each page and chart). Note: for a given fitting there may be more than one machine and chart.
- 2) Under inlet size of fitting to be installed, select catalog number for type of control valve to be used. Options may include one or more of the following: H-10914 Bronze Gate Valve, H-17025 Control Chamber, H-10917 Slide Gate Valve, H-10918 Steel Ball Valve.
- 3) Under selected control valve, column lists equipment necessary for each operation on chosen size of fitting. Note: **MAOP** (Maximum Allowed Operating Pressure) provided for **each** operation must not be exceeded. MAOP may be different for each operation.

Dimensions

Dimensions	Size* of Service Stop Tee
	1/2" x 1/2"
A	4"
B	1-3/4"
C	1"
D	1/2"

Replacement Parts

Replacement Parts	Size* of Service Stop Tee
	1/2" x 1/2"
Completion Cap	502798
Bushing	502799



*First size is size of inlet, second is size of outlet.

**This is the maximum pressure of the fitting installed in the line at 100F for Class Locations 1, 2, 3 and 4 as defined in D.O.T./CFR TITLE 49 PART 192. It may be necessary to reduce the line pressure during the drilling, stopping or plugging operations to the maximum working pressure of the machine or its attachments. Refer to charts on following pages.

Rev. 12-06 Shaded area indicates changes

E-5™/EH-5™ Machine

H-17695	1/2"	1/2"
Control Valve	H-10914 3/4"	H-17025
Bushing	54965	503080
Installation		
Test Cap	503098	503098
Drilling		
MAOP*	125 psig	125 psig
Power Operator	H-604	H-604
Machine Adapter	36920	-
Reducing Bushing	54965 3/4" x 1/2"	503080 1/2"
Drill	503377 3/8"	503377 3/8"
Drill Holder	503370	89108
Guide Nut	503378	-
Cutting Grease	88366	88366
Honing Stone	682560	682560
Stopping		
MAOP*	125 psig	125 psig
Machine Adapter	36920	-
Reducing Bushing	54965 3/4" x 1/2"	503080 1/2"
Steel Shut Off Tool	504490	504490
Inserting		
MAOP*	125 psig	125 psig
Machine Adapter	36920	-
Reducing Bushing	54965 3/4" x 1/2"	503080 1/2"
Inserting Tool	580951	580951
Extracting		
MAOP*	125 psig	125 psig
Machine Adapter	36920	-
Reducing Bushing	54965 3/4" x 1/2"	503080 1/2"
Extracting Tool	580952	580952

*Maximum Allowable Operating Pressure

- Catalog number – **H-17700**
- Sizes* – 1" x 1", 2" x 2"
- Forged Steel Body ASTM A105
- Cast Iron Completion Cap ASTM A126 CL.B
- Stainless Steel Stem and Bronze Bushing
- External (M.I.P.) thread inlet
- Outlet prepared for butt weld same size as outlet and socket weld one size smaller than outlet
- 250** psig (1724 kPa)



H-17700

How to select equipment

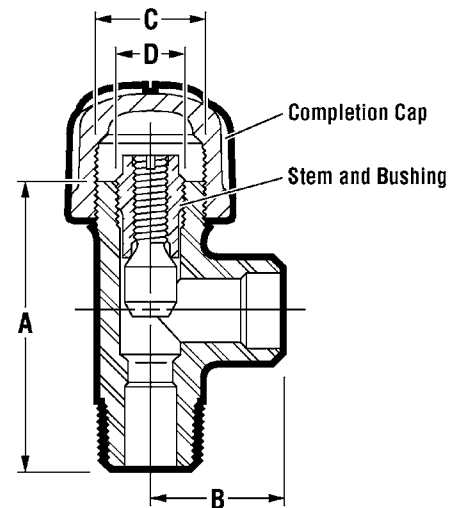
- 1) Find chart on following pages containing desired combination of fitting and installation machine (shown in bold type at top of each page and chart). Note: for a given fitting there may be more than one machine and chart.
- 2) Under inlet size of fitting to be installed, select catalog number for type of control valve to be used. Options may include one or more of the following: H-10914 Bronze Gate Valve, H-17025 Control Chamber, H-10917 Slide Gate Valve, H-10918 Steel Ball Valve.
- 3) Under selected control valve, column lists equipment necessary for each operation on chosen size of fitting. Note: **MAOP** (Maximum Allowed Operating Pressure) provided for **each** operation must not be exceeded. MAOP may be different for each operation.

Dimensions

Dimensions	Size* of Service Stop Tee	
	1" x 1"	2" x 2"
A	4-1/8"	5-1/2"
B	1-7/8"	2-1/8"
C	1-1/4"	2"
D	3/4"	1-1/2"

Replacement Parts

Replacement Parts	Size* of Service Stop Tee	
	1" x 1"	2" x 2"
Completion Cap	501075	502001
Stem & Bushing	38191 & 38192	501999 & 502000



*First size is size of inlet, second is size of outlet.

**This is the maximum pressure of the fitting installed in the line at 100F for Class Locations 1, 2, 3 and 4 as defined in D.O.T./CFR TITLE 49 PART 192. It may be necessary to reduce the line pressure during the drilling, stopping or plugging operations to the maximum working pressure of the machine or its attachments. Refer to charts on following pages.

Rev. 9-15 Shaded area indicates changes

E-5™/EH-5™ Machine

H-17700	1"	1"	1"	2"	2"	2"
Control Valve	H-10914 1-1/4"	H-17025	H-10918 1-1/4"	H-10914 2"	H-10917 2"	H-10918 2"
Bushing	-	78830 1-1/4"	-	-	-	-
Installation						
Center Locating Punch	H-17615	H-17615	H-17615	-	-	-
Test Cap	79160	79160	79160	36811	36811	36811
Completion Plug Wrench	96536	96536	96536	56680	56680	56680
Drilling						
MAOP*	125 psig	125 psig	250 psig	125 psig	250 psig	250 psig
Power Operator	H-604	H-604	H-604	H-604	H-604	H-604
Machine Adapter	36733	-	36733	89348	89348	528329
Drill	61982 5/8"	61982 5/8"	61982 5/8"	-	-	-
Drill Holder	61981	61981	61981	-	-	-
Shell Cutter	-	-	-	78910 1-1/2"	78910 1-1/2"	78910 1-1/2"
Shell Cutter Holder	-	-	-	501738	501738	501738
Cutting Grease	88366	88366	88366	88366	88366	88366
Honing Stone	682560	682560	682560	682560	682560	682560
Inserting						
MAOP*	125 psig	125 psig	250 psig	125 psig	250 psig	250 psig
Machine Adapter	36733	-	36733	89348	89348	89348
EZ Release Inserting Tool	83261	83261	83261	51222	51222	51222
Extracting						
MAOP*	125 psig	125 psig	250 psig	125 psig	250 psig	250 psig
Machine Adapter	36733	-	36733	89348	89348	89348
Extracting Tool	80088	80088	80088	89191	89191	89191
Optional Tools						
Machine Adapter	36733	-	36733	89348	89348	89348
Reseating Reamer	72240	72240	72240	501754	501754	501754
Holder for Reamer	61981	61981	61981	-	-	-

*Maximum Allowable Operating Pressure

D-5™/DH-5™ Machine

H-17700	1"	1"	2"	2"	2"
Control Valve	H-10914 1-1/2"	H-10918 1-1/4"	H-10914 2"	H-10917 2"	H-10918 2"
Bushing	-	-	-	-	-
Installation					
Center Locating Punch	H-17615	H-17615	-	-	-
Test Cap	79160	79160	36811	36811	36811
Completion Plug Wrench	96536	96536	58196	58196	58196
Drilling					
MAOP*	125 psig	250 psig	125 psig	250 psig	250 psig
Power Operator	H-604	H-604	H-604	H-604	H-604
Machine Adapter	36195	36195	501996	501996	501996
Drill	61982 5/8"	61982 5/8"	-	-	-
Drill Holder	36998	36998	-	-	-
Shell Cutter	-	-	78910 1-1/2"	78910 1-1/2"	78910 1-1/2"
Shell Cutter Holder	-	-	33316	33316	33316
Cutting Grease	88366	88366	88366	88366	88366
Honing Stone	682560	682560	682560	682560	682560
Inserting					
MAOP*	125 psig	250 psig	125 psig	250 psig	250 psig
Machine Adapter	36195	36195	501996	501996	501996
EZ Release Inserting Tool	83261	83261	89679	89679	89679
Boring Bar Adapter	40438	40438	40438	40438	40438
Inserting Tool	33599	33599	-	-	-
Extracting					
MAOP*	125 psig	250 psig	125 psig	250 psig	250 psig
Machine Adapter	36195	36195	501996	501996	501996
Extracting Tool	88286	88286	580602	580602	580602
Optional Tools					
Machine Adapter	36195	36195	36188	36188	36188
Reseating Reamer	72240	72240	501754	501754	501754
Holder for Reamer	36998	36998	33555	33555	33555

*Maximum Allowable Operating Pressure

Rev. 12-06 Shaded area indicates changes

- Catalog number – **H-17712**
- Sizes* – 1" x 1", 1-1/4" x 1-1/4"
- Forged Steel Body ASTM A105
- Cast Iron Completion Cap ASTM A126 CL.B
- Brass Bushing and Stainless Steel Stem
- External (M.I.P.) thread inlet
- Compression connection outlet for use on metallic pipe or tubing
- 175** psig (1209 kPa)



H-17712

How to select equipment

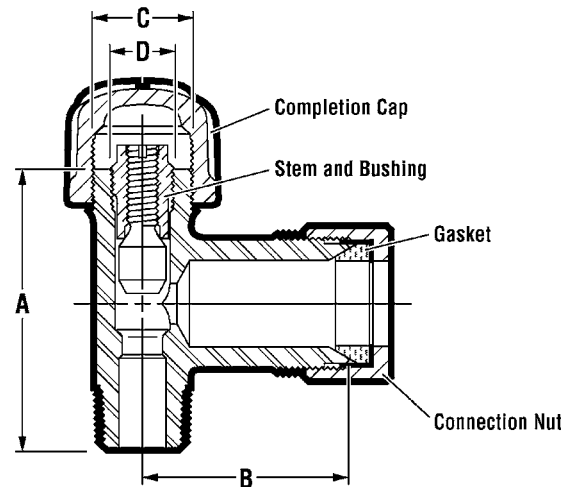
- 1) Find chart on following pages containing desired combination of fitting and installation machine (shown in bold type at top of each page and chart). Note: for a given fitting there may be more than one machine and chart.
- 2) Under inlet size of fitting to be installed, select catalog number for type of control valve to be used. Options may include one or more of the following: H-10914 Bronze Gate Valve, H-17025 Control Chamber, H-10917 Slide Gate Valve, H-10918 Steel Ball Valve.
- 3) Under selected control valve, column lists equipment necessary for each operation on chosen size of fitting. Note: **MAOP** (Maximum Allowed Operating Pressure) provided for **each** operation must not be exceeded. MAOP may be different for each operation.

Dimensions

Dimensions	Size* of Service Stop Tee	
	1" x 1"	1-1/4" x 1-1/4"
A	4-1/2"	4-3/4"
B	3-1/4"	3-3/8"
C	1-1/4"	1-1/2"
D	3/4"	1"

Replacement Parts

Replacement Parts	Size* of Service Stop Tee	
	1" x 1"	1-1/4" x 1-1/4"
Completion Cap	501075	501076
Stem & Bushing	38191 & 38192	38418 & 38417



*First size is size of inlet, second is size of outlet.

**This is the maximum pressure of the fitting installed in the line at 100F for Class Locations 1, 2, 3 and 4 as defined in D.O.T./CFR TITLE 49 PART 192. It may be necessary to reduce the line pressure during the drilling, stopping or plugging operations to the maximum working pressure of the machine or its attachments. Refer to charts on following pages.

E-5™/EH-5™ Machine

H-17712	1"	1"	1"	1-1/4"	1-1/4"	1-1/4"
Control Valve	H-10914 1-1/4"	H-17025	H-10918 1-1/4"	H-10914 1-1/2"	H-17025	H-10918 1-1/2"
Bushing	-	78830 1-1/4"		-	78831 1-1/2"	-
Installation						
Center Locating Punch	H-17615	H-17615	H-17615	H-17615	H-17615	H-17615
Test Cap	79160	79160	79160	79161	79161	79161
Completion Plug Wrench	96536	96536	96536	56680	56680	56680
Drilling						
MAOP*	125 psig	125 psig	150 psig	125 psig	125 psig	150 psig
Power Operator	H-604	H-604	H-604	H-604	H-604	H-604
Machine Adapter	36733	-	36733	503435	501609	503435
Drill	61982 5/8"	61982 5/8"	61982 5/8"	61990 7/8"	61990 7/8"	61990 7/8"
Drill Holder	61981	61981	61981	78736	78736	78736
Cutting Grease	88366	88366	88366	88366	88366	88366
Honing Stone	682560	682560	682560	682560	682560	682560
Inserting						
MAOP*	125 psig	125 psig	150 psig	125 psig	125 psig	150 psig
Machine Adapter	36733	-	36733	503435	501609	503435
EZ Release Inserting Tool	83261	83261	83261	83400	83400	83400
Extracting						
MAOP*	125 psig	125 psig	150 psig	125 psig	125 psig	150 psig
Machine Adapter	36733	-	36733	503435	501609	503435
Extracting Tool	80088	80088	80088	89061	89192	89061
Optional Tools						
Machine Adapter	36733	-	36733	503435	501609	503435
Reseating Reamer	72240	72240	72240	72241	72241	72241
Holder for Reamer	61981	61981	61981	78736	61993	78736

*Maximum Allowable Operating Pressure

Rev. 6-10 Shaded area indicates changes

D-5™/DH-5™ Machine

H-17712	1"	1"	1-1/4"	1-1/4"
Control Valve	H-10914 1-1/4"	H-10918 1-1/4"	H-10914 1-1/2"	H-10918 1-1/2"
Installation				
Center Locating Punch	H-17615	H-17615	H-17615	H-17615
Test Cap	79160	79160	79161	79161
Completion Plug Wrench	96536	96536	90812	90812
Drilling				
MAOP*	125 psig	150 psig	125 psig	150 psig
Power Operator	H-604	H-604	H-604	H-604
Machine Adapter	36195	36195	36196	36196
Drill	61982 5/8"	61982 5/8"	61990 7/8"	61990 7/8"
Drill Holder	36998	36998	37032	37032
Cutting Grease	88366	88366	88366	88366
Honing Stone	682560	682560	682560	682560
Inserting				
MAOP*	125 psig	150 psig	125 psig	150 psig
Machine Adapter	36195	36195	36196	36196
EZ Release Inserting Tool	83261	83261	83400	8340
Inserting Tool	33599	33599	-	-
Boring Bar Adapter	40438	40438	40438	40438
Extracting				
MAOP*	125 psig	150 psig	125 psig	150 psig
Machine Adapter	36195	36195	36196	36196
Extracting Tool	88286	88286	81499	81499
Optional Tools				
Machine Adapter	36195	36195	36196	36196
Reseating Reamer	72240	72240	72241	72241
Holder for Reamer	36998	36998	37032	37032

*Maximum Allowable Operating Pressure

- Catalog number – **H-17720**
- Sizes* – 1" x 1"
- Forged Steel Body ASTM A105
- Cast Iron Completion Cap ASTM A126 CL.B
- Stainless Steel Stem and Bronze Bushing
- External (M.I.P.) thread inlet
- External (M.I.P.) thread outlet
- 250** psig (1724 kPa)



H-17720

How to select equipment

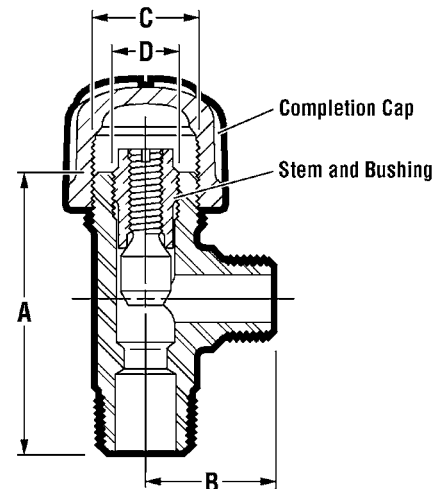
- 1) Find chart on following pages containing desired combination of fitting and installation machine (shown in bold type at top of each page and chart). Note: for a given fitting there may be more than one machine and chart.
- 2) Under inlet size of fitting to be installed, select catalog number for type of control valve to be used. Options may include one or more of the following: H-10914 Bronze Gate Valve, H-17025 Control Chamber, H-10917 Slide Gate Valve, H-10918 Steel Ball Valve.
- 3) Under selected control valve, column lists equipment necessary for each operation on chosen size of fitting. Note: **MAOP** (Maximum Allowed Operating Pressure) provided for **each** operation must not be exceeded. MAOP may be different for each operation.

Dimensions

Dimensions	Size* of Service Stop Tee
	1" x 1"
A	4-1/8"
B	1-7/8"
C	1-1/4"
D	3/4"

Replacement Parts

Replacement Parts	Size* of Service Stop Tee
	1" x 1"
Completion Cap	501075
Stem & Bushing	38191 & 38192



*First size is size of inlet, second is size of outlet.

**This is the maximum pressure of the fitting installed in the line at 100F for Class Locations 1, 2, 3 and 4 as defined in D.O.T./CFR TITLE 49 PART 192. It may be necessary to reduce the line pressure during the drilling, stopping or plugging operations to the maximum working pressure of the machine or its attachments. Refer to charts on following pages.

Rev. 12-06 Shaded area indicates changes

E-5™/EH-5™ Machine

H-17720	1"	1"	1"
Control Valve	H-10914 1-1/4"	H-17025	H-10918 1-1/4"
Bushing	-	78830 1-1/4"	-
Installation			
Center Locating Punch	H-17615	H-17615	H-17615
Test Cap	79160	79160	79160
Completion Plug Wrench	96536	96536	96536
Drilling			
MAOP*	125 psig	125 psig	250 psig
Power Operator	H-604	H-604	H-604
Machine Adapter	36733	-	36733
Drill	61982 5/8"	61982 5/8"	61982 5/8"
Drill Holder	61981	61981	61981
Cutting Grease	88366	88366	88366
Honing Stone	682560	682560	682560
Inserting			
MAOP*	125 psig	125 psig	250 psig
Machine Adapter	36733	-	36733
EZ Release Inserting Tool	83261	83261	83261
Extracting			
MAOP*	125 psig	125 psig	250 psig
Machine Adapter	36733	-	36733
Extracting Tool	80088	80088	80088
Optional Tools			
Machine Adapter	36733	-	36733
Reseating Reamer	72240	72240	72240
Holder for Reamer	61981	61981	61981

*Maximum Allowable Operating Pressure

D-5™/DH-5™ Machine

H-17720	1"	1"
Control Valve	H-10914 1-1/4"	H-10918 1-1/4"
Installation		
Center Locating Punch	H-17615	H-17615
Test Cap	79160	79160
Completion Plug Wrench	96536	96536
Drilling		
MAOP*	125 psig	125 psig
Power Operator	H-604	H-604
Machine Adapter	36195	36195
Drill	61982 5/8"	61982 5/8"
Drill Holder	36998	36998
Cutting Grease	88366	88366
Honing Stone	682560	682560
Inserting		
MAOP*	125 psig	125 psig
Machine Adapter	36195	36195
EZ Release Inserting Tool	83261	83261
Inserting Tool	33599	33599
Boring Bar Adapter	40438	40438
Extracting		
MAOP*	125 psig	125 psig
Machine Adapter	36195	36195
Extracting Tool	88286	88286
Optional Tools		
Machine Adapter	36195	36195
Reseating Reamer	72240	72240
Holder for Reamer	36998	36998

*Maximum Allowable Operating Pressure

Rev. 12-06 Shaded area indicates changes

- Catalog number – **H-17724**
- Sizes* – 3/4" x 3/4", 1" x 3/4", 1-1/4" x 1-1/4", 2" x 2"
- Forged Steel Body ASTM A105
- Cast Iron Completion Cap ASTM A126 CL.B
- Stainless Steel Stem and Bronze Bushing
- External (M.I.P.) thread inlet
- Internal (F.I.P.) thread outlet
- 250** psig (1724 kPa)



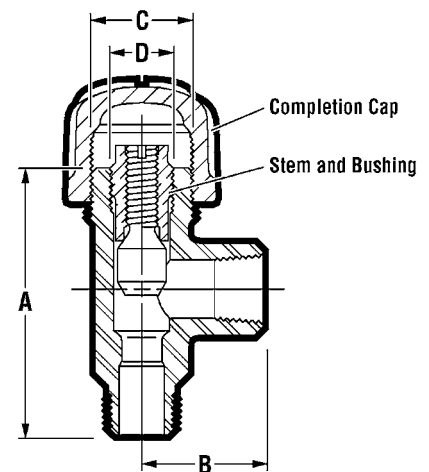
H-17724

How to select equipment

- 1) Find chart on following pages containing desired combination of fitting and installation machine (shown in bold type at top of each page and chart). Note: for a given fitting there may be more than one machine and chart.
- 2) Under inlet size of fitting to be installed, select catalog number for type of control valve to be used. Options may include one or more of the following: H-10914 Bronze Gate Valve, H-17025 Control Chamber, H-10917 Slide Gate Valve, H-10918 Steel Ball Valve.
- 3) Under selected control valve, column lists equipment necessary for each operation on chosen size of fitting. Note: **MAOP** (Maximum Allowed Operating Pressure) provided for **each** operation must not be exceeded. MAOP may be different for each operation.

Dimensions

Dimensions	Size* of Service Stop Tee			
	3/4" x 3/4"	1" x 3/4"	1-1/4" x 1-1/4"	2" x 2"
A	4-1/8"	4-1/8"	4-3/4"	5-3/4"
B	1-7/8"	1-7/8"	3-3/8"	3-3/4"
C	1-1/4"	1-1/4"	1-1/2"	2"
D	3/4"	3/4"	1"	1-1/2"



Replacement Parts

Replacement Parts	Size* of Service Stop Tee			
	3/4" x 3/4"	1" x 3/4"	1-1/4" x 1-1/4"	2" x 2"
Completion Cap	501075	501075	501076	502001
Stem & Bushing	38191 & 38192	38191 & 38192	38418 & 38417	501999 & 502000

*First size is size of inlet, second is size of outlet.

**This is the maximum pressure of the fitting installed in the line at 100F for Class Locations 1, 2, 3 and 4 as defined in D.O.T./CFR TITLE 49 PART 192. It may be necessary to reduce the line pressure during the drilling, stopping or plugging operations to the maximum working pressure of the machine or its attachments. Refer to charts on following pages.

E-5™/EH-5™ Machine

H-17724	3/4"	1"	1"	1"	1-1/4"	1-1/4"	1-1/4"
Control Valve	H-10914 1-1/4"	H-10914 1-1/4"	H-17025	H-10918 1-1/4"	H-10914 1-1/2"	H-17025	H-10918 1-1/2"
Bushing	-	-	78830 1-1/4"	-	-	78831 1-1/2"	-
Installation							
Center Locating Punch	H-17615	H-17615	H-17615	H-17615	H-17615	H-17615	H-17615
Test Cap	79160	79160	79160	79160	79161	79161	79161
Completion Plug Wrench	96536	96536	96536	96536	56680	56680	56680
Drilling							
MAOP*	125 psig	125 psig	125 psig	250 psig	125 psig	125 psig	250 psig
Power Operator	H-604	H-604	H-604	H-604	H-604	H-604	H-604
Machine Adapter	36733	36733	-	36733	503435	501609	503435
Drill	61982 5/8"	61982 5/8"	61982 5/8"	61982 5/8"	61990 7/8"	61990 7/8"	61990 7/8"
Drill Holder	61981	61981	61981	61981	78736	78736	78736
Cutting Grease	88366	88366	88366	88366	88366	88366	88366
Honing Stone	682560	682560	682560	682560	682560	682560	682560
Inserting							
MAOP*	125 psig	125 psig	125 psig	250 psig	125 psig	125 psig	250 psig
Machine Adapter	36733	36733	-	36733	503435	501609	503435
EZ Release Inserting Tool	83261	83261	83261	83261	83400	83400	83400
Extracting							
MAOP*	125 psig	125 psig	125 psig	250 psig	125 psig	125 psig	250 psig
Machine Adapter	36733	36733	-	36733	503435	501609	503435
Extracting Tool	80088	80088	80088	80088	89061	89192	89061
Optional Tools							
Machine Adapter	36733	36733	-	36733	503435	501609	503435
Reseating Reamer	72240	72240	72240	72240	72241	72241	72241
Holder for Reamer	61981	61981	61981	61981	78736	61993	78736

*Maximum Allowable Operating Pressure

Rev. 9-15 Shaded area indicates changes

E-5™/EH-5™ Machine

H-17724	2"	2"	2"
Control Valve	H-10914 2"	H-10917 2"	H-10918 2"
Bushing	-	-	-
Installation			
Test Cap	36811	36811	36811
Completion Plug Wrench	56680	56680	56680
Drilling			
MAOP*	125 psig	250 psig	250 psig
Power Operator	H-604	H-604	H-604
Machine Adapter	89348	89348	78907
Shell Cutter	78910 1-1/2"	78910 1-1/2"	78910 1-1/2"
Shell Cutter Holder	501738	501738	501738
Cutting Grease	88366	88366	88366
Honing Stone	682560	682560	682560
Inserting			
MAOP*	125 psig	250 psig	250 psig
Machine Adapter	89348	89348	89348
Inserting Tool	51222	51222	51222
Extracting			
MAOP*	125 psig	250 psig	250 psig
Machine Adapter	89348	89348	89348
Extracting Tool	89191	89191	89191
Optional Tools			
Machine Adapter	89348	89348	89348
Reseating Reamer	501754	501754	501754

*Maximum Allowable Operating Pressure

D-5™/DH-5™ Machine

H-17724	3/4"	1"	1"	1-1/4"	1-1/4"
Control Valve	H-10914 1-1/4"	H-10914 1-1/4"	H-10918 1-1/4"	H-10914 1-1/2"	H-10918 1-1/2"
Installation					
Center Locating Punch	H-17615	H-17615	H-17615	H-17615	H-17615
Test Cap	79160	79160	79160	79161	79161
Completion Plug Wrench	96536	96536	96536	90812	90812
Drilling					
MAOP*	125 psig	125 psig	250 psig	125 psig	250 psig
Power Operator	H-604	H-604	H-604	H-604	H-604
Machine Adapter	36195	36195	36195	36196	36196
Drill	61982 5/8"	61982 5/8"	61982 5/8"	61990 7/8"	61990 7/8"
Drill Holder	36998	36998	36998	37032	37032
Cutting Grease	88366	88366	88366	88366	88366
Honing Stone	682560	682560	682560	682560	682560
Inserting					
MAOP*	125 psig	125 psig	250 psig	125 psig	250 psig
Machine Adapter	36195	36195	36195	36196	36196
EZ Release Inserting Tool	83261	83261	83261	83400	83400
Inserting Tool	33599	33599	33599	-	-
Boring Bar Adapter	40438	40438	40438	40438	40438
Extracting					
MAOP*	125 psig	125 psig	250 psig	125 psig	250 psig
Machine Adapter	36195	36195	36195	36196	36196
Extracting Tool	88286	88286	88286	81499	81499
Optional Tools					
Machine Adapter	36195	36195	36195	36196	36196
Reseating Reamer	72240	72240	72240	72241	72241
Holder for Reamer	36998	36998	36998	37032	37032

*Maximum Allowable Operating Pressure

Rev. 12-06 Shaded area indicates changes

D-5™/DH-5™ Machine

H-17724	2"	2"	2"
Control Valve	H-10914 2"	H-10917 2"	H-10918 2"
Bushing	-	-	-
Installation			
Test Cap	36811	36811	36811
Completion Plug Wrench	58196	58196	58196
Drilling			
MAOP*	125 psig	250 psig	250 psig
Machine Adapter	501996	501996	501996
Shell Cutter	78910 1-1/2"	78910 1-1/2"	78910 1-1/2"
Shell Cutter Holder	33316	33316	33316
Cutting Grease	88366	88366	88366
Honing Stone	682560	682560	682560
Inserting			
MAOP*	125 psig	250 psig	250 psig
Machine Adapter	501996	501996	501996
EZ Release Inserting Tool	89679	89679	89679
Boring Bar Adapter	40438	40438	40438
Extracting			
MAOP*	125 psig	250 psig	250 psig
Machine Adapter	501996	501996	501996
Extracting Tool	580602	580602	580602
Optional Tools			
Machine Adapter	36188	36188	36188
Reseating Reamer	501754	501754	501754
Holder for Reamer	33555	33555	33555

*Maximum Allowable Operating Pressure

- Catalog number – **H-17730**
- Sizes* – 1" x 1", 1-1/4" x 1-1/4"
- Forged Steel Body ASTM A105
- Cast Iron Completion Cap ASTM A126 CL.B
- Stainless Steel Stem and Bronze Bushing
- External (M.I.P.) thread inlet
- Insulating compression connection outlet
- 175** psig (1209 kPa)



H-17730

How to select equipment

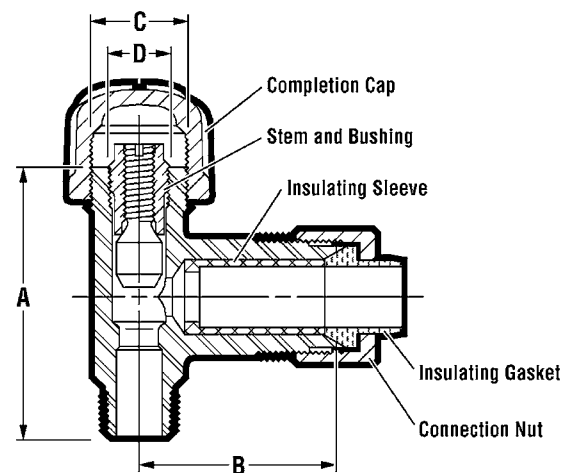
- 1) Find chart on following pages containing desired combination of fitting and installation machine (shown in bold type at top of each page and chart). Note: for a given fitting there may be more than one machine and chart.
- 2) Under inlet size of fitting to be installed, select catalog number for type of control valve to be used. Options may include one or more of the following: H-10914 Bronze Gate Valve, H-17025 Control Chamber, H-10917 Slide Gate Valve, H-10918 Steel Ball Valve.
- 3) Under selected control valve, column lists equipment necessary for each operation on chosen size of fitting. Note: **MAOP** (Maximum Allowed Operating Pressure) provided for **each** operation must not be exceeded. MAOP may be different for each operation.

Dimensions

Dimensions	Size* of Service Stop Tee	
	1" x 1"	1-1/4" x 1-1/4"
A	4-1/2"	4-3/4"
B	3-1/4"	3-3/8"
C	1-1/4"	1-1/2"
D	3/4"	1"

Replacement Parts

Replacement Parts	Size* of Service Stop Tee	
	1" x 1"	1-1/4" x 1-1/4"
Completion Cap	501075	501076
Stem & Bushing	38191 & 38192	38418 & 38417



*First size is size of inlet, second is size of outlet.

**This is the maximum pressure of the fitting installed in the line at 100F for Class Locations 1, 2, 3 and 4 as defined in D.O.T./CFR TITLE 49 PART 192. It may be necessary to reduce the line pressure during the drilling, stopping or plugging operations to the maximum working pressure of the machine or its attachments. Refer to charts on following pages.

Rev. 6-10 Shaded area indicates changes

E-5™/EH-5™ Machine

H-17730	1"	1"	1"	1-1/4"	1-1/4"	1-1/4"
Control Valve	H-10914 1-1/4"	H-17025	H-10918 1-1/4"	H-10914 1-1/2"	H-17025	H-10918 1-1/2"
Bushing	-	78830 1-1/4"		-	78831 1-1/2"	-
Installation						
Center Locating Punch	H-17615	H-17615	H-17615	H-17615	H-17615	H-17615
Test Cap	79160	79160	79160	79161	79161	79161
Completion Plug Wrench	96536	96536	96536	56680	56680	56680
Drilling						
MAOP*	125 psig	125 psig	175 psig	125 psig	125 psig	175 psig
Power Operator	H-604	H-604	H-604	H-604	H-604	H-604
Machine Adapter	36733	-	36733	503435	501609	503435
Drill	61982 5/8"	61982 5/8"	61982 5/8"	61990 7/8"	61990 7/8"	61990 7/8"
Drill Holder	61981	61981	61981	78736	78736	78736
Cutting Grease	88366	88366	88366	88366	88366	88366
Honing Stone	682560	682560	682560	682560	682560	682560
Inserting						
MAOP*	125 psig	125 psig	175 psig	125 psig	125 psig	175 psig
Machine Adapter	36733	-	36733	503435	501609	503435
EZ Release Inserting Tool	83261	83261	83261	83400	83400	83400
Extracting						
MAOP*	125 psig	125 psig	175 psig	125 psig	125 psig	175 psig
Machine Adapter	36733	-	36733	503435	501609	503435
Extracting Tool	80088	80088	80088	89061	89192	89061
Optional Tools						
Machine Adapter	36733	-	36733	503435	501609	503435
Reseating Reamer	72240	72240	72240	72241	72241	72241
Holder for Reamer	61981	61981	61981	78736	61993	78736

*Maximum Allowable Operating Pressure

D-5™/DH-5™ Machine

H-17730	1"	1"	1-1/4"	1-1/4"
Control Valve	H-10914 1-1/4"	H-10918 1-1/4"	H-10914 1-1/2"	H-10918 1-1/2"
Installation				
Center Locating Punch	H-17615	H-17615	H-17615	H-17615
Test Cap	79160	79160	79161	79161
Completion Plug Wrench	96536	96536	90812	90812
Drilling				
MAOP*	125 psig	175 psig	125 psig	175 psig
Power Operator	H-604	H-604	H-604	H-604
Machine Adapter	36195	36195	36196	36196
Drill	61982 5/8"	61982 5/8"	61990 7/8"	61990 7/8"
Drill Holder	36998	36998	37032	37032
Cutting Grease	88366	88366	88366	88366
Honing Stone	682560	682560	682560	682560
Inserting				
MAOP*	125 psig	175 psig	125 psig	175 psig
Machine Adapter	36195	36195	36196	36196
EZ Release Inserting Tool	83261	83261	83400	83400
Inserting Tool	33599	33599	-	-
Boring Bar Adapter	40438	40438	40438	40438
Extracting				
MAOP*	125 psig	175 psig	125 psig	175 psig
Machine Adapter	36195	36195	36196	36196
Extracting Tool	88286	88286	81499	81499
Optional Tools				
Machine Adapter	36195	36195	36196	36196
Reseating Reamer	72240	72240	72241	72241
Holder for Reamer	36998	36998	37032	37032

*Maximum Allowable Operating Pressure

4.40



**MUELLER® NO-BLO® FORGED
STEEL SERVICE STOP TEES**

Rev. 12-12 Shaded area indicates changes



Reliable Connections™

www.muellergas.com • moreinfo@muellercompany.com
