

dahl, the quality leader for over 60 years



dahl



Made in Canada

2015

dahl, the quality leader for over 60 years



The premium quality of every **dahl** valve and pipe hanging product is a promise we make, and a promise we keep, to all of our customers.

Quality products and quality service are our only priority.

100% North American

In the plumbing industry, sourcing of raw materials, parts, packaging and/or finished goods offshore is commonplace. **dahl** products are designed, engineered and manufactured in our Canadian facilities. We source our raw materials and components from the United States or Canada. This gives us control over product quality and on-time delivery to customers.

A Lifetime Warranty Backed by Superior Customer Service

In order to warranty our products for a lifetime, quality is inherent. **dahl** valves are guaranteed for as long as you own the property in which they were installed.

dahl's warranty is the industry's best, and clearly proves the quality of the products. It is the result of over 50 years of manufacturing experience.



Lifetime
Warranty

The 1/4 Turn dahl Mini-Ball™ Valve

dahl pioneered the 1/4-turn **mini-ball**™ valve for North American supply stops in 1984.

dahl **mini-ball**™ valves are available in thousands of configurations. Patented modular design allows for production of a valve for multiple plumbing and hydronic applications.

Design attributes of 1/4-turn mini-ball™ valves

Non-rising stem - The non-traveling stem prevents mineral deposits and other fouling from damaging the seal and causing leaks.



Sealing feature - PTFE seals are used to ensure smooth operation and prevent fouling for their lifetime.

Better materials are the first step to better quality

dahl sets stringent standards for our suppliers. We thoroughly test any material prior to considering purchase. **dahl** never compromises on quality standards. All raw materials utilized are sourced from the United States or Canada.

Brass - Compared to "offshore" brass, American brass has fewer impurities and a preferable microstructure. This results in far superior corrosion resistance in aggressive water conditions.

PTFE - The quality of American PTFE rod dahl purchases for precision-machined ball valve seals is unmatched, and critical to long product life. **dahl mini-ball**™ valves have been life cycle tested to over 700,000 cycles without failure.

O-Rings - **dahl** only purchases American O-rings made from the highest quality compounds. O-rings used by dahl are free from common defects such as geometric deficiencies that cause leaks and rapid deterioration caused by inferior resistance to aggressive elements in the water.

Our products exceed CSA and IAPMO requirements. **dahl's** position as the industry leader is demonstrated by the immediate responsiveness of customer service representatives. Your call will be answered within 15 seconds from the time you are connected to the phone system. We also monitor e-mails real-time and strive to respond upon receipt.

Table of Contents

Categorized Listing

<p>Terms & Ordering Information. ii</p> <p>Lifetime Warranty. iii</p> <p>mini-ball™ Valves iv</p> <p>Optional Features for mini-ball™ Valves . . . v</p> <p style="padding-left: 20px;">Supply Stops 1</p> <p style="padding-left: 40px;">Finishing Valves. 7</p> <p style="padding-left: 40px;">Retrofit. 8</p> <p style="padding-left: 40px;">Skirted Toilet Kits 9</p> <p>Dual Outlet Valves 10</p> <p>Dual Shut-Off Valves. 12</p> <p style="padding-left: 20px;">Universal Tee 14</p> <p>Supply Kits 16</p> <p style="padding-left: 20px;">Faucet / Lavatory 16</p> <p style="padding-left: 20px;">Toilet / Closet. 18</p> <p>Tee + Valve Kits 19</p> <p style="padding-left: 20px;">Dishwashers / Water Filters 19</p> <p style="padding-left: 20px;">Humidifiers / Icemakers / Instant Hots 19</p> <p style="padding-left: 20px;">Specialty 20</p> <p>No Solder Replacement Valves. 21</p> <p>Outlet Box Valves. 22</p> <p style="padding-left: 20px;">Icemakers 22</p> <p style="padding-left: 20px;">Washing Machines 22</p> <p>Hose and Boiler Drain 23</p> <p>In-line Stops 27</p> <p style="padding-left: 20px;">In-line Stops with Drain 27</p> <p style="padding-left: 20px;">In-line Stops 28</p> <p>Balancing Valves. 31</p> <p>Petcocks & Gauge Cocks. 33</p> <p>Fittings 34</p> <p style="padding-left: 20px;">Adapters. 34</p> <p style="padding-left: 20px;">Elbows 35</p> <p style="padding-left: 40px;">For Dishwashers 35</p> <p style="padding-left: 40px;">For Icemakers 36</p> <p style="padding-left: 20px;">Tees. 36</p> <p>Water Hammer Arrester Valves 37</p> <p style="padding-left: 20px;">Supply Stops. 39</p> <p style="padding-left: 40px;">Retrofit 40</p> <p style="padding-left: 20px;">Dual Shut-Off Valves. 41</p> <p style="padding-left: 20px;">Hose and Boiler Drain 42</p> <p style="padding-left: 20px;">In-line Stops. 42</p> <p>Water Hammer Arrester Fittings 43</p> <p style="padding-left: 20px;">Tees. 43</p>	<p>Globe Style Valves 44</p> <p>Optional Features for Globe Style Valves . . 45</p> <p>Globe Stops for Potable Water 46</p> <p style="padding-left: 20px;">Compression Stops. 46</p> <p style="padding-left: 20px;">Water Meter Valves. 46</p> <p style="padding-left: 20px;">Partition Stops. 47</p> <p>Piggy-Back™ Drain Valves 47</p> <p style="padding-left: 20px;">Sediment Faucets. 47</p> <p>Ball Valves - Heavy Pattern 48</p> <p style="padding-left: 20px;">Union Ball Valves. 48</p> <p style="padding-left: 20px;">Hose and Drain Valves. 48</p> <p>Globe Style Radiator Valves 49</p> <p style="padding-left: 20px;">Heavy Pattern. 49</p> <p style="padding-left: 20px;">Regular Pattern. 50</p> <p>Balancing Valves 52</p> <p style="padding-left: 20px;">Globe Style Radiator Valves. 52</p> <p style="padding-left: 20px;">Venturions. 54</p> <p style="padding-left: 20px;">Circuit Balancing Valves. 55</p> <p>Fittings for Hydronics 56</p> <p style="padding-left: 20px;">Adapters. 56</p> <p style="padding-left: 20px;">Elbows - Union 56</p> <p style="padding-left: 20px;">Reducing Couplings. 56</p> <p style="padding-left: 20px;">Tees. 56</p> <p>Hangers and Straps 57</p> <p style="padding-left: 20px;">All-Round Strapping. 58</p> <p style="padding-left: 20px;">Tube Clamps. 59</p> <p style="padding-left: 20px;">U-Clips. 60</p> <p style="padding-left: 20px;">U-Clip Drive Tools. 60</p> <p>Test Caps 61</p> <p>Repair Parts and Accessories 62</p> <p style="padding-left: 20px;">Globe Valve 63</p> <p style="padding-left: 40px;">Cartridges / Assemblies 63</p> <p style="padding-left: 40px;">Nuts. 64</p> <p style="padding-left: 40px;">Tailpieces. 64</p> <p style="padding-left: 40px;">Unions. 64</p> <p style="padding-left: 20px;">Caps & Gaskets. 65</p> <p style="padding-left: 20px;">Nuts Sleeves Plugs. 65</p> <p style="padding-left: 20px;">Keys & Handles. 65</p> <p style="padding-left: 20px;">Plates. 66</p> <p style="padding-left: 20px;">Slide Couplings. 66</p> <p>Technical Information 67</p> <p>Part Number Index 73</p>
--	---

Terms, Conditions & Ordering Information

2600 South Sheridan Way
Mississauga, Ontario, Canada L5J 2M4
www.dahlvalve.com

1-800-268-5355 CAN Toll-Free
1-800-226-1801 CAN & U.S. Fax
customerservice@dahlvalve.com

Taxes: Applicable taxes extra

Freight: FOB Toronto

FOB other destinations in Ontario and Quebec for orders totalling \$500 net value or more, smaller orders are FOB Toronto with a freight allowance of 2%.

FOB Dahl with a freight allowance of 2% for Yukon and NorthWest Territories for any order value.

FOB other provinces for orders totalling \$700 net value or more. Smaller orders are FOB Toronto with a freight allowance of 2%.

Min. Charge: Minimum invoice amount is \$100 (repair parts excepted).

Payment: 2% 15th of the month following date of invoice, net on the 30th. Invoice date is the date of shipment ex our plant. Overdue accounts are subject to interest charges of 2% per month.

Returns: Returned Goods Authorization (RGA) must be obtained and return shipment must be prepaid.

Only regular stock items purchased during the 12 months preceding RGA approval qualify for credit and the goods must be acceptable as re-saleable new merchandise:

- No scratches, nicks, dents etc.
- Clean and no discoloration

Returns for stock exchange and inventory re-balancing will not be accepted.

Parts that are not in their original carton are subject to an additional inspection charge of \$30 per hour.

All approved credits will be applied by the dahl accounting department.

Warranty: Lifetime Limited Warranty against defects in material and workmanship to the extent of supplying, free of charge, new product to replace any found defective and up to \$50 for product replacement labor, but no claims will be allowed for consequential damage.

dahl

Representatives: Visit www.dahlvalve.com for current list of dahl representatives.

dahl reserves the right to alter prices and/or technical details without notice.

dahl Brothers Canada Limited

LIFETIME LIMITED WARRANTY

dahl Brothers (Canada) Limited (“dahl”) warrants to the purchaser from dahl (the “Purchaser”) and the end user (the “End-User”) that its Mini-Ball™ Valve, Fitting, and Globe Style Valve products (the “Products”) sold after Sept. 1, 2013, shall be free from defect in materials and workmanship, under normal use and service, for the lifetime of the installation commencing on the installation date of the Product, and that the Product will conform to the specifications for the Product which are in effect at the time that the Product is manufactured. The product warranty is transferable upon sale of the property.

A Purchaser or End-User (the “Claimant”) submitting a claim under this Warranty must do so in writing to dahl at 2600 South Sheridan Way, Mississauga, Ontario, L5J 2M4 or at such other address as may be advised by dahl from time to time via its web site or by other technology, and if required by dahl, obtain dahl’s return Product authorization and return the Product to dahl or its authorized agent at the Claimant’s expense for inspection. It shall be the responsibility of the Claimant to prove that the claim and Product have been received by dahl. **Upon confirmation that this Limited Warranty (the “Warranty”) is applicable by dahl, dahl shall: (1) replace the Product with one of like quality, grade and function; (2) pay up to \$50 in labor charges for the de-installation or re-installation of a replacement Product; and (3) pay mailing costs incurred to send a replacement Product to the Claimant.**

THIS SECTION IS NOT APPLICABLE TO PERSONAL/ RESIDENTIAL/ CONSUMER PURCHASES:

dahl makes no other representation or warranty as to the merchantability, quality or fitness of the Product for any purpose and, to the extent permitted by applicable law specifically disclaims all representations and warranties of every kind and nature whatsoever, whether express, implied, statutory or otherwise, in relation to the Product. dahl’s liability with respect to any claim by a Claimant will be limited solely to replace the Product as set forth in this Warranty.

This Warranty does not apply to any defect in the Product or damages incurred in connection with the Product if such defect or damages involve, relate to or are caused in whole or in part by any of the following:

1. use for any purpose other than water/glycol based plumbing and heating systems;
2. normal wear and tear;
3. ‘Specialty Finishes’ as the same are identified in dahl’s hard copy or electronic catalogue as of the date of manufacture of the Product;
4. any product or component of a Product that is not manufactured by dahl;
5. the use of the Product for purposes other than those intended by dahl or permitted in accordance with applicable law or regulation;
6. Products which are not installed, used or serviced in accordance with dahl’s specifications or any applicable law or regulation;
7. abuse, mishandling, tampering, improper installation, improper operation or modification of the Product, neglect or accident;

8. any force majeure, fire, casualty, flood, earthquake, war, epidemic, riot, insurrection, act of terrorism, vandalism, or contamination, including, without limitation, damages incurred in connection with any substance other than water/glycol being introduced into the system of which the Product forms a part, freezing, corrosion or adverse water or external environmental conditions, or any other cause beyond the reasonable control of dahl; or
9. Claimant’s failure to take reasonable steps to maintain and inspect the Product or failure to take appropriate standby procedures in place in relation thereto.

THIS SECTION IS NOT APPLICABLE TO PERSONAL/RESIDENTIAL/CONSUMER PURCHASES:

IN NO EVENT SHALL dahl BE LIABLE OR RESPONSIBLE TO ANY PARTY (WHETHER IN CONTRACT, TORT OR OTHERWISE) FOR ANY DEATH OR INJURY (WHETHER PHYSICAL OR MENTAL) OR FOR ANY INDIRECT, SPECIAL, INCIDENTAL, CONSEQUENTIAL, CONTINGENT, LIQUIDATED, PUNITIVE OR EXEMPLARY LOSS OR CLAIM, INCLUDING, WITHOUT LIMITATION, LOSS OF BUSINESS OR PROFIT, WATER DAMAGE OR MOLD INTRUSION, ARISING FROM OR IN CONNECTION WITH THE PRODUCT, OR ANY DELAY IN REPLACING THE PRODUCT, REGARDLESS OF WHETHER SUCH LOSS OR DAMAGE IS CAUSED BY ANY ACT OR OMISSION ON THE PART OF dahl, WHETHER OR NOT THE SAME CONSTITUTES NEGLIGENCE, GROSS NEGLIGENCE OR FUNDAMENTAL BREACH, OR ANY ACTUAL OR ALLEGED MANUFACTURING DEFECTS IN THE PRODUCT, EVEN IF DAHL HAS BEEN ADVISED OF THE POSSIBILITY OF SUCH DAMAGES AND/OR IF THE LIKELIHOOD OF SUCH DAMAGES WAS FORESEEABLE.

THIS SECTION IS NOT APPLICABLE TO PERSONAL/RESIDENTIAL/CONSUMER PURCHASES:

OUTSIDE ONTARIO. This Warranty shall be interpreted in accordance with the laws applicable in Ontario, Canada (other than Ontario principles of conflicts of law) and all disputes in connection with this Warranty shall be resolved by the courts of the Province of Ontario which shall have exclusive jurisdiction.

This Warranty constitutes the entire agreement between the parties pertaining to the warranty for the Product; cannot be modified or waived without dahl’s written agreement. The application of the United Nations Convention on Contracts for the International Sale of Goods does not apply to this Warranty and is hereby expressly excluded. If any provision of this Warranty or any part of any provision of this Warranty is held to be invalid, illegal or unenforceable by a court of competent jurisdiction, such provision or part shall not affect the validity, legality or enforceability of any other provision of this Warranty or the balance of any provision of this Warranty absent such part and such invalid, illegal or unenforceable provision or part shall be deemed to be severed from this Warranty and this Warranty shall be construed and enforced as if such invalid, illegal or unenforceable provision or part had never been inserted in this Warranty. Claimant’s acceptance of the Product shall without limitation constitute acceptance of all terms and conditions stated in this Warranty.



dahl Brothers Canada Limited
2600 South Sheridan Way,
Mississauga, ON, Canada L5J 2M4
www.dahlvalve.com

1.800.268.2363 U.S. Toll-Free
1.800.268.5355 CAN Toll-Free
1.800.226.1801 CAN & U.S. Fax
sales@dahlvalve.com E-mail

Mini-Ball™ Valves

Supply Stops



Dual Outlet Valves



Dual Shut-Off Valves



Supply Kits



Tee & Valve Kits



No Solder Replacement Valves



Outlet Box Valves



Hose and Boiler Drain



In-line Stops



Balancing Valves



Petcocks & Gauge Cocks



Fittings







Water Hammer Arrester Valves & Fittings



Optional Features for Mini-Ball™ Valves


OPERATION

Choose a variety of methods for operating the valve, from different colors of handles to Loose Key with Screwdriver Slot. Available on all Mini-Ball™ Valves.

	Description	Modify Part Number	Part Number Example	Add to List CDN\$
	Red Handle	3rd Digit of Valve # - 4	62 <u>4</u> -08-04	0.52
	Blue Handle	3rd Digit of Valve # - 5	62 <u>5</u> -08-04	0.52
	Loose Key with Screwdrive Slot and Lockshield Key sold separately	Replace 3rd Digit of Valve # with "6SS"	61 <u>6SS</u> -33-31	5.35
	 Loose/Lockshield Key		9941	2.71

DRAIN FEATURE


Create a stop & drain valve. Available on both straight and angle pattern models. Add "D" to the Inlet or Outlet in the part number as shown below:

	Description	Modify Part Number	Part Number Example	Add to List CDN\$
	Drain Provision for 1/2" (Use 3/4" pricing for Large Bore valves)	Add to Part # - D	521-13-13 <u>D</u>	4.91
	Drain Provision for 3/4" (or 1/2" Large Bore)	Add to Part # - D	521-14 <u>D</u> -PX5	7.20

Optional Features for Mini-Ball™ Valves


POLYBAG PACKAGING

Any valve can be ordered in a polybag with the dahl part number and UPC code printed on the bag. Installation instructions are also included in every bag.

	Description	Modify Part Number	Part Number Example	Add to List CDN\$
	Plastic Bagging with UPC bar code	Add to Part # - BAG	611-33-31 <u>BAG</u>	0.52


CAP & CHAIN

Valves with hose outlet can be ordered with a cap & chain attached to the handle.

	Description	Modify Part Number	Part Number Example	Add to List CDN\$
	Cap & Chain	Add DH beside operation type and CC beside Hose connection in the part number	621 <u>DH</u> -01-04 <u>CC</u>	9.78

TAG HOLE IN HANDLE


The 3/16" tag hole enables labelling of the valves in a basement or mechanical room, making it simple for future identification without having to trace lines or reference original mechanical blueprints.

	Description	Modify Part Number	Part Number Example	Add to List CDN\$
	Drilled Handle (3/16" hole drilled in handle for tags)	Add "DH"	521 <u>DH</u> -PX3-PX3	1.66


Optional Features for Mini-Ball™ Valves

VALVES WITHOUT COMPRESSION NUTS

Any valve with a compression outlet for Copper pipe can be ordered without the compression nut & sleeve (ferrule). This reduces cost for the installer who uses braided connectors, or the dahl Universal Tee.

	Valve Finish	End #	Description	Modified End #	Part Number Example	Deduct from List CDN\$
	Plated	30	1/4 OD Comp	30LNS	611-PX3-30LNS	0.32
	Brass	30	1/4 OD Comp	30LNS	621-PX3-30LNS	0.23
	Plated	31	3/8 OD Comp	31LNS	511-33-31LNS	0.32
	Brass	31	3/8 OD Comp	31LNS	521-33-31LNS	0.23
	Plated	32	1/2 OD Comp	32LNS	611-33-32LNS	0.46
	Brass	32	1/2 OD Comp	32LNS	621-33-32LNS	0.32
	Plated	33	5/8 OD Comp	33LNS	511-13-33 <u>LNS</u>	0.74
	Brass	33	5/8 OD Comp	33LNS	521-13-33LNS	0.64

SHANK NUTS

	Description	Modify Part Number	Part Number Example	Add to List CDN\$
	Shank Nut for outlet box valves	Add "NUT"	621-PX3L-31 <u>NUT</u>	1.42

Optional Features for Mini-Ball™ Valves

BRANCH TAPPING - FOR HEATING APPLICATIONS ONLY

dahl's Branch Tapping option is available on all Mini-Ball™ Valves and Mini-Ball™ Balancing Valves.

This ingenious feature allows specification of a 1/8" or 1/4" FIP tapping on the valve for a variety of custom functions, including venting and/or draining.

dahl also supplies Mini-Ball™ drain valves with hose outlet (shown at left below), for installation into Branch Tapping.

Here are a few of the accessories that dahl customers have installed using the Branch Tapping:

Sold by others:

- Pete's Plugs
- Gauges
- Schrader Valves
- Coin vents
- Fittings for capillary lines

Available from dahl:

- Petcocks/Guage Cocks
- Drain Valves



BT1 = 1/8 F Branch Tapping; BT2 = 1/4F Branch Tapping

Modify Part Number	Valve Size	Part Number Example	Add to List CDN\$
Add "BT1" or "BT2" beside inlet or outlet in the part number	1/2"	121-13-PX3 <u>BT1</u>	Call
Add "BT1" or "BT2" beside inlet or outlet in the part number	3/4"	121-14-14 <u>BT2</u>	Call

Call dahl customer service to create the exact specification for your Branch Tapping product.

mini-ball™ valves

Supply Stops



COPPER - COMPRESSION



Pattern	Finish	Description	Part Number	List CDN\$	Box/Mstr
STR	CP	1/2 OD Comp x 3/8 OD Comp	511-32-31	21.70	24/144
ANG	CP	1/2 OD Comp x 3/8 OD Comp	611-32-31	22.70	24/144
STR	CP	5/8 OD Comp x 1/4 OD Comp	511-33-30	16.69	24/144
STR	RB	5/8 OD Comp x 1/4 OD Comp	521-33-30	13.92	24/144
ANG	CP	5/8 OD Comp x 1/4 OD Comp	611-33-30	16.42	24/144
ANG	RB	5/8 OD Comp x 1/4 OD Comp	621-33-30	16.42	24/144
STR	CP	5/8 OD Comp x 3/8 OD Comp	511-33-31	13.55	24/144
STR	RB	5/8 OD Comp x 3/8 OD Comp	521-33-31	13.54	24/144
ANG	CP	5/8 OD Comp x 3/8 OD Comp	611-33-31	13.28	24/144
ANG	RB	5/8 OD Comp x 3/8 OD Comp	621-33-31	13.27	24/144
STR	CP	5/8 OD Comp x 1/2 OD Comp	511-33-32	23.18	24/144
ANG	CP	5/8 OD Comp x 1/2 OD Comp	611-33-32	22.14	24/144
STR	CP	5/8 OD Comp x 1/2 NPSM	511-33-05	22.98	24/144
ANG	CP	5/8 OD Comp x 1/2 NPSM	611-33-05	18.45	24/144
STR	CP	7/8 OD Comp x 3/8 OD Comp	611-35-31	21.68	12/ 72

COPPER - PROPRESS COMPATIBLE



Pattern	Finish	Description	Part Number	List CDN\$	Box/Mstr
STR	RB	1/2 CTS ProPress Compatible x 1/4 OD Comp	521-23L-30	20.21	24/144
STR	RB	1/2 CTS ProPress Compatible x 3/8 OD Comp	521-23L-31	18.26	24/144

COPPER - SOLDER FEMALE



Pattern	Finish	Description	Part Number	List CDN\$	Box/Mstr
STR	CP	1/2 Fem. Solder x 1/4 OD Comp	511-13-30	15.32	24/144
STR	RB	1/2 Fem. Solder x 1/4 OD Comp	521-13-30	15.09	24/144
ANG	CP	1/2 Fem. Solder x 1/4 OD Comp	611-13-30	14.21	24/144
ANG	RB	1/2 Fem. Solder x 1/4 OD Comp	621-13-30	13.56	24/144
STR	CP	1/2 Fem. Solder x 3/8 OD Comp	511-13-31	12.18	24/144
STR	RB	1/2 Fem. Solder x 3/8 OD Comp	521-13-31	11.95	24/144
ANG	CP	1/2 Fem. Solder x 3/8 OD Comp	611-13-31	11.06	24/144
ANG	RB	1/2 Fem. Solder x 3/8 OD Comp	621-13-31	10.43	24/144
STR	CP	1/2 Fem. Solder x 1/2 OD Comp	511-13-32	21.89	24/144
ANG	CP	1/2 Fem. Solder x 1/2 OD Comp	611-13-32	20.23	24/144

COPPER - SOLDER MALE



Pattern	Finish	Description	Part Number	List CDN\$	Box/Mstr
STR	RB	1/2 Male Solder x 1/4 OD Comp	521-23-30	15.66	24/144
ANG	RB	1/2 Male Solder x 1/4 OD Comp	621-23-30	17.98	24/144
STR	RB	1/2 Fem. Solder x 3/8 OD Comp	521-23-31	17.74	24/144

ANG = Angle, STR = Straight, CP = Chrome Plated, RB = Rough Brass

See website for all standard products and specialty items. Call for project pricing.

mini-ball™ valves

Supply Stops



CPVC - FEMALE



Pattern	Finish	Description	Part Number	List CDN\$	Box/Mstr
STR	CP	1/2 Fem. CPVC x 1/4 OD Comp	511-46-30	18.28	24/144
STR	RB	1/2 Fem. CPVC x 1/4 OD Comp	521-46-30	17.42	24/144
ANG	CP	1/2 Fem. CPVC x 1/4 OD Comp	611-46-30	21.72	24/144
ANG	RB	1/2 Fem. CPVC x 1/4 OD Comp	621-46-30	20.75	24/144
STR	CP	1/2 Fem. CPVC x 3/8 OD Comp	511-46-31	15.13	24/144
STR	RB	1/2 Fem. CPVC x 3/8 OD Comp	521-46-31	14.28	24/144
ANG	CP	1/2 Fem. CPVC x 3/8 OD Comp	611-46-31	18.57	24/144
ANG	RB	1/2 Fem. CPVC x 3/8 OD Comp	621-46-31	20.55	24/144
STR	CP	1/2 Fem. CPVC x 1/2 OD Comp	511-46-32	23.69	24/144
ANG	CP	1/2 Fem. CPVC x 1/2 OD Comp	611-46-32	24.28	24/144
ANG	RB	1/2 Fem. CPVC x 1/2 OD Comp	621-46-32	22.98	24/144

CPVC - MALE



Pattern	Finish	Description	Part Number	List CDN\$	Box/Mstr
STR	RB	1/2 Male CPVC x 1/4 OD Comp	521-4466-30	22.24	24/144
ANG	CP	1/2 Male CPVC x 1/4 OD Comp	611-4466-30	25.64	24/144
STR	CP	1/2 Male CPVC x 3/8 OD Comp	511-4466-31	21.24	24/144
STR	RB	1/2 Male CPVC x 3/8 OD Comp	521-4466-31	20.31	24/144
ANG	CP	1/2 Male CPVC x 3/8 OD Comp	611-4466-31	22.49	24/144

ANG = Angle, STR = Straight, CP = Chrome Plated, RB = Rough Brass

See website for all standard products and specialty items. Call for project pricing.

mini-ball™ valves

Supply Stops



IRON - NPT FEMALE



Pattern	Finish	Description	Part Number	List CDN\$	Box/Mstr
STR	CP	3/8 FIP x 1/4 OD Comp	511-52-30	18.43	24/144
STR	RB	3/8 FIP x 1/4 OD Comp	521-52-30	22.26	24/144
ANG	CP	3/8 FIP x 1/4 OD Comp	611-52-30	17.32	24/144
ANG	RB	3/8 FIP x 1/4 OD Comp	621-52-30	23.25	24/144
STR	CP	3/8 FIP x 3/8 OD Comp	511-52-31	15.28	24/144
STR	RB	3/8 FIP x 3/8 OD Comp	521-52-31	19.12	24/144
ANG	CP	3/8 FIP x 3/8 OD Comp	611-52-31	14.16	24/144
ANG	RB	3/8 FIP x 3/8 OD Comp	621-52-31	20.10	24/144
STR	CP	3/8 FIP x 1/2 OD Comp	511-52-32	24.49	24/144
ANG	CP	3/8 FIP x 1/2 OD Comp	611-52-32	22.59	24/144
ANG	RB	3/8 FIP x 1/2 OD Comp	621-52-32	22.54	24/144
STR	CP	1/2 FIP x 1/2 NPSM	511-53-05	23.23	24/144
ANG	CP	1/2 FIP x 1/2 NPSM	611-53-05	22.45	24/144
STR	CP	1/2 FIP x 1/4 OD Comp	511-53-30	19.20	24/144
STR	RB	1/2 FIP x 1/4 OD Comp	521-53-30	23.25	24/144
ANG	CP	1/2 FIP x 1/4 OD Comp	611-53-30	17.92	24/144
ANG	RB	1/2 FIP x 1/4 OD Comp	621-53-30	20.32	24/144
STR	CP	1/2 FIP x 3/8 OD Comp	511-53-31	16.05	24/144
STR	RB	1/2 FIP x 3/8 OD Comp	521-53-31	20.10	24/144
ANG	CP	1/2 FIP x 3/8 OD Comp	611-53-31	14.78	24/144
ANG	RB	1/2 FIP x 3/8 OD Comp	621-53-31	21.07	24/144
STR	CP	1/2 FIP x 1/2 OD Comp	511-53-32	24.75	24/144
ANG	CP	1/2 FIP x 1/2 OD Comp	611-53-32	23.57	24/144
ANG	RB	1/2 FIP x 1/2 OD Comp	621-53-32	23.50	24/144
STR	CP	1/2 FIP x 1/2 or 7/16 OD Slip Joint	511-53-L5	26.06	12/72
ANG	CP	1/2 FIP x 1/2 or 7/16 OD Slip Joint	611-53-L5	24.90	12/72

IRON - NPT MALE



Pattern	Finish	Description	Part Number	List CDN\$	Box/Mstr
STR	RB	1/4 MIP x 1/4 OD Comp	521-61-30	18.18	24/144
ANG	CP	1/2 Fem. Solder or 1/2 MIP x 3/8 OD Comp	611-01-31	20.94	24/144
ANG	RB	1/2 Fem. Solder or 1/2 MIP x 1/4 OD Comp	621-01-30	17.86	24/144
ANG	RB	1/2 Fem. Solder or 1/2 MIP x 3/8 OD Comp	621-01-31	18.75	24/144

PEX - COMPRESSION



Pattern	Finish	Description	Part Number	List CDN\$	Box/Mstr
STR	CP	3/8 (1/2 OD) Compex x 3/8 OD Comp	511-CPX2-31	27.25	18/108
STR	CP	1/2 (5/8 OD) Compex x 3/8 OD Comp	511-CPX3-31	24.11	18/108
STR	RB	1/2 (5/8 OD) Compex x 3/8 OD Comp	521-CPX3-31	22.87	18/108
ANG	CP	1/2 (5/8 OD) Compex x 3/8 OD Comp	611-CPX3-31	18.08	12/72
ANG	RB	1/2 (5/8 OD) Compex x 3/8 OD Comp	621-CPX3-31	23.86	18/108

ANG = Angle, STR = Straight, CP = Chrome Plated, RB = Rough Brass

See website for all standard products and specialty items. Call for project pricing.

mini-ball™ valves

Supply Stops



PEX - CRIMP



Pattern	Finish	Description	Part Number	List CDN\$	Box/Mstr
STR	CP	3/8 Crimpex x 3/8 OD Comp	511-PX2-31	15.43	24/144
ANG	CP	3/8 Crimpex x 3/8 OD Comp	611-PX2-31	15.50	24/144
STR	CP	1/2 Crimpex x 1/4 OD Comp	511-PX3-30	16.21	24/144
STR	RB	1/2 Crimpex x 1/4 OD Comp	521-PX3-30	15.53	24/144
ANG	CP	1/2 Crimpex x 1/4 OD Comp	611-PX3-30	15.83	24/144
ANG	RB	1/2 Crimpex x 1/4 OD Comp	621-PX3-30	15.49	24/144
STR	CP	1/2 Crimpex x 3/8 OD Comp	511-PX3-31	13.07	24/144
STR	RB	1/2 Crimpex x 3/8 OD Comp	521-PX3-31	12.40	24/144
ANG	CP	1/2 Crimpex x 3/8 OD Comp	611-PX3-31	12.68	24/144
ANG	RB	1/2 Crimpex x 3/8 OD Comp	621-PX3-31	12.35	24/144
STR	CP	1/2 Crimpex x 1/2 OD Comp	511-PX3-32	23.19	24/144
ANG	CP	1/2 Crimpex x 1/2 OD Comp	611-PX3-32	22.41	24/144

PEX - F1960



Pattern	Finish	Description	Part Number	List CDN\$	Box/Mstr
STR	CP	1/2 F1960 x 1/4 OD Comp	511-PRPX3-30	17.86	24/144
STR	RB	1/2 F1960 x 1/4 OD Comp	521-PRPX3-30	17.86	24/144
ANG	CP	1/2 F1960 x 1/4 OD Comp	611-PRPX3-30	17.15	24/144
ANG	RB	1/2 F1960 x 1/4 OD Comp	621-PRPX3-30	22.64	24/144
STR	CP	1/2 F1960 x 3/8 OD Comp	511-PRPX3-31	14.73	24/144
STR	RB	1/2 F1960 x 3/8 OD Comp	521-PRPX3-31	14.72	24/144
ANG	CP	1/2 F1960 x 3/8 OD Comp	611-PRPX3-31	14.00	24/144
ANG	RB	1/2 F1960 x 3/8 OD Comp	621-PRPX3-31	19.50	24/144
ANG	CP	1/2 F1960 x 1/2 NPSM	611-PRPX3-05	20.65	24/144

PEX - F2080



Pattern	Finish	Description	Part Number	List CDN\$	Box/Mstr
STR	CP	1/2 F2080 x 1/4 OD Comp	511-EV3-30	22.77	24/144
STR	RB	1/2 F2080 x 1/4 OD Comp	521-EV3-30	22.10	24/144
ANG	CP	1/2 F2080 x 1/4 OD Comp	611-EV3-30	21.66	24/144
ANG	RB	1/2 F2080 x 1/4 OD Comp	621-EV3-30	23.08	24/144
STR	CP	1/2 F2080 x 3/8 OD Comp	511-EV3-31	19.62	24/144
STR	RB	1/2 F2080 x 3/8 OD Comp	521-EV3-31	18.95	24/144
ANG	CP	1/2 F2080 x 3/8 OD Comp	611-EV3-31	18.50	24/144
ANG	RB	1/2 F2080 x 3/8 OD Comp	621-EV3-31	19.94	24/144
ANG	CP	1/2 F2080 x 1/2 NPSM	611-EV3-05	21.19	24/144

PEX-AL-PEX - COMPRESSION



Pattern	Finish	Description	Part Number	List CDN\$	Box/Mstr
STR	CP	1/2 PEX-AL-PEX Comp x 3/8 OD Comp	511-K3-31	24.49	24/144
ANG	CP	1/2 PEX-AL-PEX Comp x 3/8 OD Comp	611-K3-31	25.74	18/108
STR	RB	1/2 PEX-AL-PEX Comp x 3/8 OD Comp	521-K3-31	23.27	18/108
ANG	RB	1/2 PEX-AL-PEX Comp x 3/8 OD Comp	621-K3-31	24.23	18/108

ANG = Angle, STR = Straight, CP = Chrome Plated, RB = Rough Brass

mini-ball™ valves

THE DAHL **QUICK-GRIP™** CONNECTION
SIMPLY PUSH IT ON!



- For 1/2" Copper - No compression, no soldering – great for wet pipe.
- For 1/2" PEX - No crimping, just use the supplied tube insert
- For 1/2" CPVC - No gluing

SIMPLE TO INSTALL – PUSH IT ON!

Cut pipe, deburr, clean and push it on!

RELIABLE

Withstood pipe burst pressure when tested.

EASY REMOVAL AND RE-USE

NO DISCONNECTED TOOL REQUIRED.

Dahl originated the hand-operated Release Sleeve.
Follow installation instructions for removal.



EPDM O-ring Steel Teeth Locking Clip Release Sleeve

REDUCES YOUR INVENTORY!

One connection for three different pipe types.

CERTIFIED & CODE COMPLIANT

CSA and IAPMO approved to ASSE 1061, NSF/ANSI 61-G

ANG = Angle, STR = Straight, CP = Chrome Plated, RB = Rough Brass

See website for all standard products and specialty items. Call for project pricing.

Ph: 1-800-268-5355 CDA Ph: 1-800-268-2363 US Fax: 1-800-226-1801 CDA & US sales@dahlvalve.com www.dahlvalve.com

mini-ball™ valves

Supply Stops



QUICK-GRIP™ (COPPER, PEX, CPVC)



QUICK-GRIP™ Simply clean, de-burr the pipe and PUSH IT ON!

- For 1/2" Copper - No compression, no soldering – great for wet pipe.
- For 1/2" PEX - No crimping, just use the supplied tube insert
- For 1/2" CPVC - No gluing

Pattern	Finish	Description	Part Number	List CDN\$	Box/Mstr
STR	RB	1/2 QUICK-GRIP™ x 1/4 OD Comp	521-QG3-30	26.98	12/72
ANG	RB	1/2 QUICK-GRIP™ x 1/4 OD Comp	621-QG3-30	21.82	12/72
STR	CP	1/2 QUICK-GRIP™ x 3/8 OD Comp	511-QG3-31	17.69	12/72
ANG	CP	1/2 QUICK-GRIP™ x 3/8 OD Comp	611-QG3-31	17.39	12/72
ANG	RB	1/2 QUICK-GRIP™ x 3/8 OD Comp	621-QG3-31	18.68	12/72
STR	CP	1/2 QUICK-GRIP™ x 1/2 OD Comp	511-QG3-32	30.29	12/72
ANG	CP	1/2 QUICK-GRIP™ x 1/2 OD Comp	611-QG3-32	29.11	12/72

mini-ball™ valves

Supply Stops

Finishing Valves



- Ideal for toilets, pedestal sinks, and bidets
- Installs easily
- No Soldering required!
- Models also available for IRON and PEX pipes
- Cover the stub-out pipe with the chrome finished coupling and Rust Proof Escutcheon



mini-ball™ valves

COPPER - COMPRESSION



Pattern	Finish	Description	Part Number	List CDN\$	Box/Mstr
STR	CP	5/8 OD Comp 2-1/2" Ext. x 3/8 OD Comp	511-33LE-31	32.50	8/48
ANG	CP	5/8 OD Comp 2-1/2" Ext. x 3/8 OD Comp	611-33LE-31	32.76	8/48
ANG	CP	5/8 OD Comp 2-1/2" Ext. x 1/2 NPSM	611-33LE-05	41.63	8/48

IRON - NPT MALE



Pattern	Finish	Description	Part Number	List CDN\$	Box/Mstr
STR	CP	1/2 MIP 2-1/2" Ext. x 3/8 OD Comp	511-63LE-31	33.92	8/48
ANG	CP	1/2 MIP 2-1/2" Ext. x 3/8 OD Comp	611-63LE-31	38.97	8/48
STR	CP	1/2 MIP 2-1/2" Ext. x 3/8 FIP	511-63LE-52	37.65	8/48
ANG	CP	1/2 MIP 2-1/2" Ext. x 3/8 FIP	611-63LE-52	36.71	8/48

PEX - CRIMP



Pattern	Finish	Description	Part Number	List CDN\$	Box/Mstr
STR	CP	1/2 Crimpex Ext. x 3/8 OD Comp	511-PX3LE-31	26.71	8/48
ANG	CP	1/2 Crimpex Ext. x 3/8 OD Comp	611-PX3LE-31	24.86	8/48

PEX - F1960



Pattern	Finish	Description	Part Number	List CDN\$	Box/Mstr
STR	CP	1/2 F1960 Ext. x 3/8 OD Comp	511-PRPX3LE-31	30.98	8/48
ANG	CP	1/2 F1960 Ext. x 3/8 OD Comp	611-PRPX3LE-31	28.68	8/48

ANG = Angle, STR = Straight, CP = Chrome Plated, RB = Rough Brass

See website for all standard products and specialty items. Call for project pricing.

mini-ball™ valves

Supply Stops Retrofit



- Add a 1/4 Turn **mini-ball™** valve in seconds!
- Piggy-back onto old adapter or valve
- Leave old joints in place
- Available in 3 sizes to retrofit to
3/8 OD, 1/2 OD or 5/8 OD Compression fittings



RETROFIT - FEMALE/REVERSE COMPRESSION



Pattern	Finish	Description	Part Number	List CDN\$	Box/Mstr
STR	CP	3/8 OD Fem. Comp x 1/4 OD Comp	511-41-30	18.63	24/144
STR	CP	3/8 OD Fem. Comp x 3/8 OD Comp	511-41-31	17.64	24/144
ANG	CP	3/8 OD Fem. Comp x 3/8 OD Comp	611-41-31	19.82	24/144
STR	CP	1/2 OD Fem. Comp x 1/4 OD Comp	511-42-30	29.06	24/144
STR	CP	1/2 OD Fem. Comp x 3/8 OD Comp	511-42-31	27.09	24/144
STR	CP	1/2 OD Fem. Comp x 3/8 OD Comp	611-42-31	27.69	24/144
STR	CP	1/2 OD Fem. Comp x 1/2 OD Comp	511-42-32	30.84	24/144
STR	CP	1/2 OD Fem. Comp x 1/2 OD Comp	611-42-32	30.44	24/144

mini-ball™ valves

Supply Stops Skirted Toilet Kits



The Hard Way

With a standard supply stop, the stub-out has to be moved because the handle interferes with the toilet skirt



The dahl Way

Our Skirted Toilet Kit is designed to use the existing stub-out

- For Skirted Toilets
- Eliminates the need to re-pipe
- Available for all common pipe types

COPPER - COMPRESSION



Pattern	Finish	Description	Part Number	List CDN\$	Box/Mstr
ANG	CP	5/8 OD Comp x 3/8 OD Comp	E33-2386-A	38.70	10/60

IRON - NPT FEMALE



Pattern	Finish	Description	Part Number	List CDN\$	Box/Mstr
ANG	CP	1/2 FIP x 3/8 OD Comp	E53-2386-A	36.92	10/60

PEX - CRIMP



Pattern	Finish	Description	Part Number	List CDN\$	Box/Mstr
ANG	CP	1/2 Crimpex x 3/8 OD Comp	EPX3-2386-A	34.81	10/60

QUICK-GRIP™ (COPPER, PEX, CPVC)



Pattern	Finish	Description	Part Number	List CDN\$	Box/Mstr
STR	CP	1/2 QUICK-GRIP™ x 3/8 OD Comp	EQG3-2386-A	42.19	10/60

ANG = Angle, STR = Straight, CP = Chrome Plated, RB = Rough Brass

See website for all standard products and specialty items. Call for project pricing.

mini-ball™ valves

Dual Outlet Valves



- Compact design
- For dishwasher, water-filter, icemaker, instant hot and many other appliances
- Available with red or blue handles
- Available with Loose Key operation

COPPER - COMPRESSION



Pattern	Finish	Description	Part Number	List CDN\$	Box/Mstr
STR	CP	5/8 OD Comp x 3/8 OD Comp x 1/4 OD Comp	511-33-31-30	34.68	12/72
ANG	CP	5/8 OD Comp x 1/2 Fem. Solder or 1/2 MIP x 1/4 OD Comp	611-33-01-30	35.84	12/72
ANG	CP	5/8 OD Comp x 3/8 OD Comp x 1/4 OD Comp	611-33-31-30	34.68	12/72
STR	CP	5/8 OD Comp x 3/8 OD Comp x 3/8 OD Comp	511-33-31-31	25.89	12/72
ANG	CP	5/8 OD Comp x 1/2 Fem. Solder or 1/2 MIP x 3/8 OD Comp	611-33-01-31	35.54	12/72
ANG	CP	5/8 OD Comp x 3/8 OD Comp x 3/8 OD Comp	611-33-31-31	29.83	12/72

COPPER - SOLDER FEMALE



Pattern	Finish	Description	Part Number	List CDN\$	Box/Mstr
STR	CP	1/2 Fem. Solder x 3/8 OD Comp x 1/4 OD Comp	511-13-31-30	33.84	12/72
STR	CP	1/2 Fem. Solder x 3/8 OD Comp x 3/8 OD Comp	511-13-31-31	31.53	12/72
ANG	CP	1/2 Fem. Solder x 3/8 OD Comp x 3/8 OD Comp	611-13-31-31	31.53	12/72
ANG	CP	1/2 Fem. Solder x 3/8 OD Comp x 1/4 OD Comp	611-13-31-30	33.84	12/72

CPVC - FEMALE



Pattern	Finish	Description	Part Number	List CDN\$	Box/Mstr
ANG	CP	1/2 Fem. CPVC x 3/8 OD Comp x 1/4 OD Comp	611-46-31-30	33.94	12/72
ANG	CP	1/2 Fem. CPVC x 3/8 OD Comp x 3/8 OD Comp	611-46-31-31	33.64	12/72
STR	CP	1/2 Fem. CPVC x 3/8 OD Comp x 1/4 OD Comp	511-46-31-30	34.35	12/72
STR	CP	1/2 Fem. CPVC x 3/8 OD Comp x 3/8 OD Comp	511-46-31-31	34.05	12/72

IRON - NPT FEMALE



Pattern	Finish	Description	Part Number	List CDN\$	Box/Mstr
STR	CP	1/2 FIP x 3/8 OD Comp x 1/4 OD Comp	511-53-31-30	33.78	12/72
ANG	CP	1/2 FIP x 1/2 Fem. Solder or 1/2 MIP x 1/4 OD Comp	611-53-01-30	35.81	12/72
ANG	CP	1/2 FIP x 3/8 OD Comp x 1/4 OD Comp	611-53-31-30	33.78	12/72
STR	CP	1/2 FIP x 3/8 OD Comp x 3/8 OD Comp	511-53-31-31	33.48	12/72
ANG	CP	1/2 FIP x 1/2 Fem. Solder or 1/2 MIP x 3/8 OD Comp	611-53-01-31	35.51	12/72
ANG	CP	1/2 FIP x 3/8 OD Comp x 3/8 OD Comp	611-53-31-31	34.30	12/72

ANG = Angle, STR = Straight, CP = Chrome Plated, RB = Rough Brass

mini-ball™ valves

Dual Outlet Valves

PEX - CRIMP



Pattern	Finish	Description	Part Number	List CDN\$	Box/Mstr
STR	CP	1/2 Crimpex x 3/8 OD Comp x 3/8 OD Comp	511-PX3-31-31	31.75	12/72
ANG	CP	1/2 Crimpex x 3/8 OD Comp x 1/4 OD Comp	611-PX3-31-30	30.06	12/72
ANG	CP	1/2 Crimpex x 3/8 OD Comp x 3/8 OD Comp	611-PX3-31-31	29.60	12/72

PEX - F1960



Pattern	Finish	Description	Part Number	List CDN\$	Box/Mstr
STR	CP	1/2 F1960 x 3/8 OD Comp x 1/4 OD Comp	511-PRPX3-31-30	30.55	12/72
STR	CP	1/2 F1960 x 3/8 OD Comp x 3/8 OD Comp	511-PRPX3-31-31	31.72	12/72
ANG	CP	1/2 F1960 x 3/8 OD Comp x 1/4 OD Comp	611-PRPX3-31-30	30.55	12/72
ANG	CP	1/2 F1960 x 3/8 OD Comp x 3/8 OD Comp	611-PRPX3-31-31	30.08	12/72

PEX - F2080



Pattern	Finish	Description	Part Number	List CDN\$	Box/Mstr
ANG	CP	1/2 F2080 x 3/8 OD Comp x 3/8 OD Comp	611-EV3-31-31	30.63	12/72
ANG	CP	1/2 F2080 x 3/8 OD Comp x 1/4 OD Comp	611-EV3-31-30	31.09	12/72
STR	CP	1/2 F2080 x 3/8 OD Comp x 3/8 OD Comp	511-EV3-31-31	30.63	12/72
STR	CP	1/2 F2080 x 3/8 OD Comp x 1/4 OD Comp	511-EV3-31-30	31.09	12/72

PEX-AL-PEX - COMPRESSION



Pattern	Finish	Description	Part Number	List CDN\$	Box/Mstr
STR	CP	1/2 PEX-AL-PEX Comp x 3/8 OD Comp x 1/4 OD Comp	511-K3-31-30	35.91	12/72
STR	CP	1/2 PEX-AL-PEX Comp x 3/8 OD Comp x 3/8 OD Comp	511-K3-31-31	35.43	12/72

QUICK-GRIP™ (COPPER, PEX, CPVC)



Pattern	Finish	Description	Part Number	List CDN\$	Box/Mstr
STR	CP	1/2 QUICK-GRIP™ x 3/8 OD Comp x 1/4 OD Comp	511-QG3-31-30	38.05	12/72
STR	CP	1/2 QUICK-GRIP™ x 3/8 OD Comp x 3/8 OD Comp	511-QG3-31-31	37.74	12/72
ANG	CP	1/2 QUICK-GRIP™ x 3/8 OD Comp x 1/4 OD Comp	611-QG3-31-30	38.05	12/72
ANG	CP	1/2 QUICK-GRIP™ x 3/8 OD Comp x 3/8 OD Comp	611-QG3-31-31	38.16	12/72

RETROFIT - FEMALE/REVERSE COMPRESSION



Pattern	Finish	Description	Part Number	List CDN\$	Box/Mstr
STR	CP	3/8 OD Fem. Comp x 3/8 OD Comp x 1/4 OD Comp	511-41-31-30	32.96	12/72
STR	CP	3/8 OD Fem. Comp x 3/8 OD Comp x 3/8 OD Comp	511-41-31-31	26.80	12/72
STR	CP	3/8 OD Fem. Comp x 1/4 OD Comp x 1/4 OD Comp	511-41-30-30	33.41	12/72
ANG	CP	3/8 OD Fem. Comp x 3/8 OD Comp x 1/4 OD Comp	611-41-31-30	32.96	12/72
ANG	CP	3/8 OD Fem. Comp x 3/8 OD Comp x 3/8 OD Comp	611-41-31-31	32.65	12/72
STR	CP	3/8 OD Fem. Comp x 3/8 OD Comp x 1/2 OD Comp	511-41-31-32	37.48	12/72

ANG = Angle, STR = Straight, CP = Chrome Plated, RB = Rough Brass


See website for all standard products and specialty items. Call for project pricing.

mini-ball™ valves

Dual Shut-Off Valves

4000 Series

Tee + 2 Angle



5000 Series

Tee + 2 Straight



6000 Series

Tee + 1 Angle + 1 Straight



Valves swivel to any orientation to suit clean and easy riser hook up

- Ideal for faucet, dishwasher, water-filter, icemaker, instant hot, or any other appliances
- May also be used for eyewash hook-ups, expansion tank/boiler fill and many other applications
- Available with Water Hammer Arrester, see **Water Hammer Arrester Valves** section

COPPER - COMPRESSION



Dual Shut-Off Series	Pattern	Finish	Description	Part Number	List CDN\$	Box/Mstr
4000	2 ANG	CP	5/8 OD Comp x 3/8 OD Comp x 1/4 OD Comp	E33-4000	57.45	6/36
4000	2 ANG	CP	5/8 OD Comp x 3/8 OD Comp x 3/8 OD Comp	E33-4001	56.84	6/36
4000	2 ANG	CP	5/8 OD Comp x 3/8 OD Comp x 1/2 OD Comp	E33-4002	59.25	6/36
5000	2 STR	CP	5/8 OD Comp x 3/8 OD Comp x 1/4 OD Comp	E33-5000	58.20	6/36
5000	2 STR	CP	5/8 OD Comp x 3/8 OD Comp x 3/8 OD Comp	E33-5001	56.14	6/36
5000	2 STR	CP	5/8 OD Comp x 3/8 OD Comp x Male Hose	E33-5003	57.61	6/36
6000	1 ANG, 1 STR	CP	5/8 OD Comp x 3/8 OD Comp x 1/4 OD Comp	E33-6000	58.55	6/36
6000	1 ANG, 1 STR	CP	5/8 OD Comp x 3/8 OD Comp x 3/8 OD Comp	E33-6001	56.18	6/36

CPVC - FEMALE



Dual Shut-Off Series	Pattern	Finish	Description	Part Number	List CDN\$	Box/Mstr
6000	1 ANG, 1 STR	CP	1/2 Fem. CPVC x 3/8 OD Comp x 1/4 OD Comp	E46-6000	59.06	6/36

ANG = Angle, STR = Straight, CP = Chrome Plated, RB = Rough Brass

mini-ball™ valves

Dual Shut-Off Valves

IRON - NPT FEMALE



Dual Shut-Off Series	Pattern	Finish	Description	Part Number	List CDN\$	Box/Mstr
4000	2 ANG	CP	1/2 FIP x 3/8 OD Comp x 1/4 OD Comp	E53-4000	57.41	6/36
4000	2 ANG	CP	1/2 FIP x 3/8 OD Comp x 3/8 OD Comp	E53-4001	56.81	6/36
4000	2 ANG	CP	1/2 FIP x 3/8 OD Comp x Male Hose	E53-4003	56.63	6/36
5000	2 STR	CP	1/2 FIP x 3/8 OD Comp x 1/2 OD Comp	E53-5002	60.09	6/36
6000	1 ANG, 1 STR	CP	1/2 FIP x 3/8 OD Comp x 1/4 OD Comp	E53-6000	58.51	6/36
6000	1 ANG, 1 STR	CP	1/2 FIP x 3/8 OD Comp x 3/8 OD Comp	E53-6001	56.73	6/36
6000	ANG	CP	1/2 FIP x 3/8 OD Comp x Male Hose	E53-6003	57.81	6/36

PEX - CRIMP



Dual Shut-Off Series	Pattern	Finish	Description	Part Number	List CDN\$	Box/Mstr
5000	2 STR	CP	1/2 Crimpex x 3/8 OD Comp x 3/8 OD Comp	EPX3-5001	53.85	6/36
4000	2 ANG	CP	1/2 Crimpex x 3/8 OD Comp x 1/4 OD Comp	EPX3-4000	51.89	6/36
5000	2 STR	CP	1/2 Crimpex x 3/8 OD Comp x 1/4 OD Comp	EPX3-5000	52.81	6/36
6000	1 ANG, 1 STR	CP	1/2 Crimpex x 3/8 OD Comp x 1/4 OD Comp	EPX3-6000	52.75	6/36
4000	2 ANG	CP	1/2 Crimpex x 3/8 OD Comp x 3/8 OD Comp	EPX3-4001	54.55	6/36
6000	1 ANG, 1 STR	CP	1/2 Crimpex x 3/8 OD Comp x 3/8 OD Comp	EPX3-6001	51.49	6/36

PEX - F1960



Dual Shut-Off Series	Pattern	Finish	Description	Part Number	List CDN\$	Box/Mstr
4000	2 ANG	CP	1/2 F1960 x 3/8 OD Comp x 1/4 OD Comp	EPRPX3-4000	52.33	6/36
5000	2 STR	CP	1/2 F1960 x 3/8 OD Comp x 1/4 OD Comp	EPRPX3-5000	53.04	6/36
6000	1 ANG, 1 STR	CP	1/2 F1960 x 3/8 OD Comp x 1/4 OD Comp	EPRPX3-6000	50.90	6/36
4000	2 ANG	CP	1/2 F1960 x 3/8 OD Comp x 3/8 OD Comp	EPRPX3-4001	51.30	6/36
5000	2 STR	CP	1/2 F1960 x 3/8 OD Comp x 3/8 OD Comp	EPRPX3-5001	54.74	6/36
6000	1 ANG, 1 STR	CP	1/2 F1960 x 3/8 OD Comp x 3/8 OD Comp	EPRPX3-6001	51.93	6/36

QUICK-GRIP™ (COPPER, PEX, CPVC)



Dual Shut-Off Series	Pattern	Finish	Description	Part Number	List CDN\$	Box/Mstr
4000	2 ANG	CP	1/2 QUICK-GRIP™ x 3/8 OD Comp x 3/8 OD Comp	EQG3-4001	61.63	6/36
5000	2 STR	CP	1/2 QUICK-GRIP™ x 3/8 OD Comp x 3/8 OD Comp	EQG3-5001	62.21	6/36
4000	2 ANG	CP	1/2 QUICK-GRIP™ x 3/8 OD Comp x 1/4 OD Comp	EQG3-4000	58.68	6/36
5000	2 STR	CP	1/2 QUICK-GRIP™ x 3/8 OD Comp x 1/4 OD Comp	EQG3-5000	59.94	6/36
6000	1 ANG, 1 STR	CP	1/2 QUICK-GRIP™ x 3/8 OD Comp x 1/4 OD Comp	EQG3-6000	63.58	6/36
6000	1 ANG, 1 STR	CP	1/2 QUICK-GRIP™ x 3/8 OD Comp x 3/8 OD Comp	EQG3-6001	58.64	6/36

ANG = Angle, STR = Straight, CP = Chrome Plated, RB = Rough Brass


See website for all standard products and specialty items. Call for project pricing.

mini-ball™ valves

Dual Shut-Off Valves

Universal Tee

CONFIGURE DUAL SHUT-OFF VALVES WITH UNIVERSAL TEES



- Reduce Inventory
- Configure your own Dahl Shut-off Valve with ANY two Supply Stops (with 5/8 OD Fem. Comp Inlet) and Dahl's Universal Tee
- Mechanical union joint (with female/reverse comp) swivels to position
- No need for Teflon tape or pipe dope
- 2 styles of Tee = 3 styles of Dual Shut-Off Valve

CONFIGURE MULTIPLE SHUT-OFFS WITH ADDITIONAL TEES



COPPER - COMPRESSION



Pattern	Finish	Description	Part Number	List CDNS\$	Box/Mstr
TEE	CP	5/8 OD Fem. Comp x 5/8 OD Fem. Comp x 5/8 OD Comp	E33-43-43-PL	21.02	24/144
TEE	CP	5/8 OD Fem. Comp x 5/8 OD Fem. Comp x 5/8 OD Comp	E43-43-33-PL	26.41	24/144

ANG = Angle, STR = Straight, CP = Chrome Plated, RB = Rough Brass

mini-ball™ valves

Dual Shut-Off Valves

Universal Tee

CPVC - FEMALE



Pattern	Finish	Description	Part Number	List CDN\$	Box/Mstr
TEE	CP	1/2 Fem. CPVC x 5/8 OD Fem. Comp x 5/8 OD Fem. Comp	E46-43-43-PL	25.93	24/144
TEE	CP	5/8 OD Fem. Comp x 5/8 OD Fem. Comp x 1/2 Fem. CPVC	E43-43-46-PL	29.16	24/144

IRON - NPT FEMALE



Pattern	Finish	Description	Part Number	List CDN\$	Box/Mstr
TEE	CP	5/8 OD Fem. Comp x 5/8 OD Fem. Comp x 1/2 FIP	E43-43-53-PL	26.38	24/144
TEE	CP	1/2 FIP x 5/8 OD Fem. Comp x 5/8 OD Fem. Comp	E53-43-43-PL	26.38	24/144

PEX - CRIMP



Pattern	Finish	Description	Part Number	List CDN\$	Box/Mstr
TEE	CP	1/2 Crimpex x 5/8 OD Fem. Comp x 5/8 OD Fem. Comp	EPX3-43-43-PL	22.40	24/144
TEE	CP	5/8 OD Fem. Comp x 5/8 OD Fem. Comp x 1/2 Crimpex	E43-43-PX3-PL	23.92	24/144

QUICK-GRIP™ (COPPER, PEX, CPVC)



Pattern	Finish	Description	Part Number	List CDN\$	Box/Mstr
TEE	CP	5/8 OD Fem. Comp x 5/8 OD Fem. Comp x 1/2 QUICK-GRIP™	E43-43-QG3-PL	32.23	12/72
TEE	CP	1/2 QUICK-GRIP™ x 5/8 OD Fem. Comp x 5/8 OD Fem. Comp	EQG3-43-43-PL	32.23	12/72

ANG = Angle, STR = Straight, CP = Chrome Plated, RB = Rough Brass

See website for all standard products and specialty items. Call for project pricing.

mini-ball™ valves

Supply Kits

Faucet / Lavatory

- Various kits are available with different supply stops to suit the specific pipe type



- Braided Hose Kits for "re-fit" jobs may be ordered less ALL valve inlet compression nuts & sleeves, and less escutcheons
- This option applies only to kits that contain valves with compression inlets, typically 5/8 OD Comp
- To specify this option, add suffix "LNE" to the part numbers - For example: E33-2278-LNE

COPPER - COMPRESSION

Pattern	Finish	Description	Part Number	List CDN\$	Riser Length	Box/ Mstr
ANG	CP	5/8 OD Comp x 3/8 OD Comp x 1/2 FIP	E33-2277	55.11	16"	25
ANG	CP	5/8 OD Comp x 3/8 OD Comp less nut & sleeve x 1/2 FIP	E33-2278	55.14	20"	20
STR	CP	5/8 OD Comp x 3/8 OD Comp less nut & sleeve x 1/2 FIP	E33-2298	53.92	20"	20
ANG	CP	5/8 OD Comp x 1/2 NPSM	E33-2367	68.08	20"	20

COPPER - SOLDER FEMALE

Pattern	Finish	Description	Part Number	List CDN\$	Riser Length	Box/ Mstr
ANG	CP	1/2 Fem. Solder x 3/8 OD Comp x 1/2 FIP	E13-2277	48.13	16"	25
ANG	CP	1/2 Fem. Solder x 3/8 OD Comp less nut & sleeve x 1/2 FIP	E13-2278	48.18	20"	20

CPVC - FEMALE

Pattern	Finish	Description	Part Number	List CDN\$	Riser Length	Box/ Mstr
ANG	CP	1/2 Fem. CPVC x 3/8 OD Comp x 1/2 FIP	E46-2277	56.16	16"	25
ANG	CP	1/2 Fem. CPVC x 3/8 OD Comp x 1/2 FIP	E46-2278	53.75	20"	20
STR	CP	1/2 Fem. CPVC x 3/8 OD Comp x 1/2 FIP	E46-2297	55.35	20"	25

IRON - NPT FEMALE

Pattern	Finish	Description	Part Number	List CDN\$	Riser Length	Box/ Mstr
ANG	CP	1/2 FIP x 3/8 OD Comp x 1/2 FIP	E53-2278	58.04	20"	20
STR	CP	1/2 FIP x 3/8 OD Comp x 1/2 FIP	E53-2298	54.74	20"	20

ANG = Angle, STR = Straight, CP = Chrome Plated, RB = Rough Brass

mini-ball™ valves

Supply Kits

Faucet / Lavatory

QUICK-GRIP™ (COPPER, PEX, CPVC)



Pattern	Finish	Description	Part Number	List CDNS\$	Riser Length	Box/Mstr
ANG	CP	1/2 QUICK-GRIP™ x 3/8 OD Comp x 1/2 FIP	EQG3-2277	62.85	16"	25
ANG	CP	1/2 QUICK-GRIP™ x 3/8 OD Comp less nut & sleeve x 1/2 FIP	EQG3-2278	63.10	20"	20
STR	CP	1/2 QUICK-GRIP™ x 3/8 OD Comp x 1/2 FIP	EQG3-2297	62.98	16"	25
STR	CP	1/2 QUICK-GRIP™ x 3/8 OD Comp less nut & sleeve x 1/2 FIP	EQG3-2298	63.02	20"	20

ANG = Angle, STR = Straight, CP = Chrome Plated, RB = Rough Brass

See website for all standard products and specialty items. Call for project pricing.

mini-ball™ valves

Supply Kits

Toilet / Closet

- Kits are available with supply stops to suit the specific pipe type



- Braided Hose Kits for "re-fit" jobs may be ordered less ALL valve inlet compression nuts & sleeves, and less escutcheons.
- This option applies only to kits that contain valves with compression inlets, typically 5/8 OD Comp.
- To specify this option, add suffix "LNE" to the part numbers - For example: **E33-2276-LNE**

COPPER - COMPRESSION

Pattern	Finish	Description	Part Number	List CDN\$	Riser Length	Box/Mstr
ANG	CP	5/8 OD Comp x 3/8 OD Comp less nut & sleeve x 7/8 BC	E33-2276	29.77	12"	25
STR	CP	5/8 OD Comp x 3/8 OD Comp less nut & sleeve x 7/8 BC	E33-2296	29.18	12"	25

COPPER - SOLDER FEMALE

Pattern	Finish	Description	Part Number	List CDN\$	Riser Length	Box/Mstr
ANG	CP	1/2 Fem. Solder x 3/8 OD Comp less nut & sleeve x 7/8 BC	E13-2276	26.37	12"	25
STR	CP	1/2 Fem. Solder x 3/8 OD Comp less nut & sleeve x 7/8 BC	E13-2296	26.67	12"	25

CPVC - FEMALE

Pattern	Finish	Description	Part Number	List CDN\$	Riser Length	Box/Mstr
ANG	CP	1/2 Fem. CPVC x 3/8 OD Comp less nut & sleeve x 7/8 BC	E46-2276	30.30	12"	25

IRON - NPT FEMALE

Pattern	Finish	Description	Part Number	List CDN\$	Riser Length	Box/Mstr
ANG	CP	1/2 FIP x 3/8 OD Comp less nut & sleeve x 7/8 BC	E53-2276	31.26	12"	25

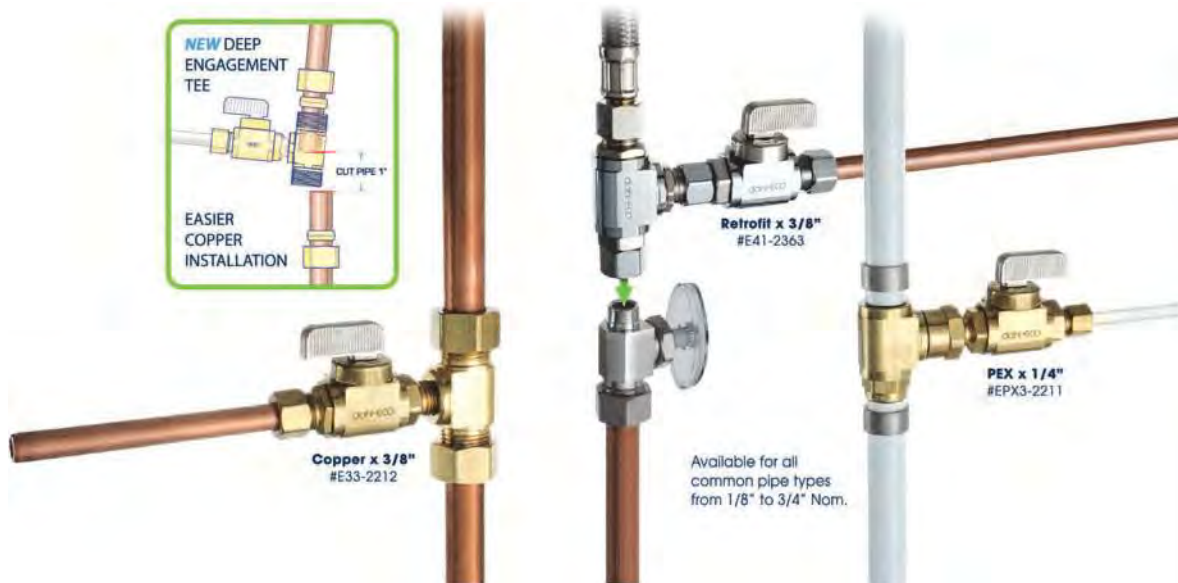
QUICK-GRIP™ (COPPER, PEX, CPVC)

Pattern	Finish	Description	Part Number	List CDN\$	Riser Length	Box/Mstr
ANG	CP	1/2 QUICK-GRIP™ x 3/8 OD Comp less nut & sleeve x 7/8 BC	EQG3-2276	33.63	12"	25
STR	CP	1/2 QUICK-GRIP™ x 3/8 OD Comp less nut & sleeve x 7/8 BC	EQG3-2296	33.92	12"	25

ANG = Angle, STR = Straight, CP = Chrome Plated, RB = Rough Brass

mini-ball™ valves

Tee + Valve Kits



Dishwasher / Water Filters

COPPER - COMPRESSION



Pattern	Finish	Description	Part Number	List CDN\$	Box/Mstr
STR	RB	5/8 OD Comp x 5/8 OD Comp x 3/8 OD Comp	E33-2212	28.73	10/60

QUICK-GRIP™ (COPPER, PEX, CPVC)



Pattern	Finish	Description	Part Number	List CDN\$	Box/Mstr
STR	RB	1/2 QUICK-GRIP™ x 1/2 QUICK-GRIP™ x 3/8 OD Comp	EQG3-2212	48.03	10/60

Humidifiers / Icemakers / Instant Hots

COPPER - COMPRESSION



Pattern	Finish	Description	Part Number	List CDN\$	Box/Mstr
STR	RB	5/8 OD Comp x 5/8 OD Comp x 1/4 OD Comp	E33-2211	28.73	10/60

PEX - CRIMP



Pattern	Finish	Description	Part Number	List CDN\$	Box/Mstr
STR	RB	1/2 Crimpex x 1/2 Crimpex x 1/4 OD Comp	EPX3-2211	34.72	10/60

ANG = Angle, STR = Straight, CP = Chrome Plated, RB = Rough Brass

See website for all standard products and specialty items. Call for project pricing.

mini-ball™ valves

Tee + Valve Kits

Humidifiers / Ice makers / Instant Hots

QUICK-GRIP™ (COPPER, PEX, CPVC)



Pattern	Finish	Description	Part Number	List CDN\$	Box/Mstr
STR	RB	1/2 QUICK-GRIP™ x 1/2 QUICK-GRIP™ x 1/4 OD Comp	EQG3-2211	38.92	10/60

Specialty

RETROFIT - FEMALE/REVERSE COMPRESSION



Pattern	Finish	Description	Part Number	List CDN\$	Box/Mstr
STR	CP	3/8 OD Fem. Comp x 3/8 OD Comp x 1/4 OD Comp	E41-2236	39.16	10/60
STR	CP	3/8 OD Fem. Comp x 3/8 OD Comp x 3/8 OD Comp	E41-2363	37.84	10/60

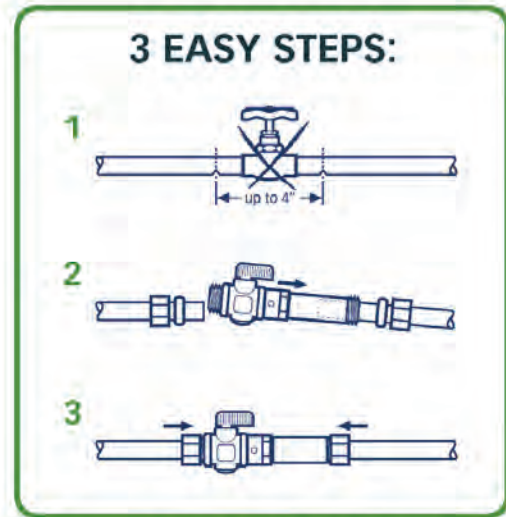
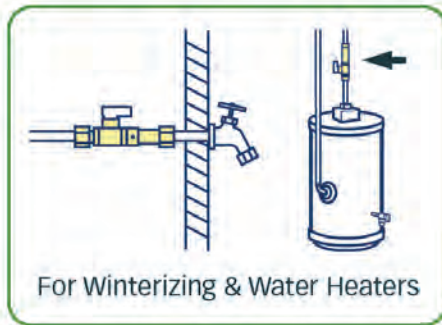
mini-ball™ valves

No Solder Replacement Valves

NO SOLDERING REQUIRED!



- Better flow than old globe valves
- Replace old valves quickly
- Safe when soldering is not
- Available for 1/2" or 3/4" copper pipe



Installs easily even on wet pipe

COMPARE THE FLOW:

	Globe Valve	No Solder Valve
CV = Flow in USGPM with 1 PSI pressure drop		
1/2" - 15 USGPM	CV = 2.3	CV = 7.5
3/4" - 30 USGPM	CV = 4.0	CV = 6.5

COPPER - COMPRESSION



Pattern	Finish	Description	Part Number	List CDNS	Box/Mstr
STR	RB	5/8 OD Comp x 5/8 OD Comp Long	521LB-33-33L	39.56	6
STR	RB	5/8 OD Comp x 5/8 OD Comp Long w/Drain	521LB-33-33LD	45.78	6
STR	RB	7/8 OD Comp x 7/8 OD Comp Long	521-35-35L	52.48	6/36
STR	RB	7/8 OD Comp x 7/8 OD Comp Long w/Drain	521-35-35LD	58.70	6/36

mini-ball™ valves

ANG = Angle, STR = Straight, CP = Chrome Plated, RB = Rough Brass

See website for all standard products and specialty items. Call for project pricing.

mini-ball™ valves

Outlet Box Valves

Outlet Boxes Sold By Others



- Washing machines
- Ice makers
- For all common pipe types
- With or without shank nut
- Also available with 3/8 OD Comp outlet for Vanity applications

Ice makers

COPPER - SOLDER FEMALE



Pattern	Finish	Description	Part Number	List CDN\$	Box/Mstr
ANG	RB	1/2 Fem. Solder Longshank x 1/4 OD Comp	621-08-30	23.74	20/120

PEX - CRIMP



Pattern	Finish	Description	Part Number	List CDN\$	Box/Mstr
ANG	RB	3/8 Crimpex Longshank x 1/4 OD Comp	621-PX2L-30	23.35	12/72
ANG	RB	1/2 Crimpex Longshank x 1/4 OD Comp	621-PX3L-30	23.20	20/120

Washing Machines

COPPER - SOLDER FEMALE



Pattern	Finish	Description	Part Number	List CDN\$	Box/Mstr
ANG	RB	1/2 Fem. Solder Longshank x Male Hose	221-08-04	21.05	20/120
ANG	RB	1/2 Fem. Solder Longshank x Male Hose, Pkg of 2	221-08-04PK2	43.08	10/60
ANG	RB	1/2 Fem. Solder Longshank x Male Hose Lead - Free	621-08-04	Call	20/120
ANG	RB	1/2 Fem. Solder Longshank x Male Hose, Pkg of 2 Lead - Free	621-08-04PK2	Call	10/60

PEX - CRIMP



Pattern	Finish	Description	Part Number	List CDN\$	Box/Mstr
ANG	RB	1/2 Crimpex Longshank x Male Hose	221-PX3L-04	22.32	20/120
ANG	RB	1/2 Crimpex Longshank x Male Hose, Pkg of 2	221-PX3L-04PK2	44.58	10/60
ANG	RB	1/2 Crimpex Longshank x Male Hose Lead - Free	621-PX3L-04	Call	20/120
ANG	RB	1/2 Crimpex Longshank x Male Hose, Pkg of 2 Lead - Free	621-PX3L-04PK2	Call	10/60

ANG = Angle, STR = Straight, CP = Chrome Plated, RB = Rough Brass

mini-ball™ valves

Hose and Boiler Drain - Lead-Free

For Use with:

- Garden Hose
- Washing Machine
- Boiler Drain



Available with:

- Tamper-resistant Loose-Key operation



- With Drip Cap or Cap & Chain



- Male and Female hose connections



- 1/2 Fem. Solder or 1/2 MIP connection



COPPER - COMPRESSION



Pattern	Finish	Description	Part Number	List CDN\$	Box/Mstr
STR	CP	5/8 OD Comp x Male Hose	511-33-04	20.60	24/144
ANG	CP	5/8 OD Comp x Male Hose	611-33-04	19.56	24/144
ANG	CP	5/8 OD Comp x Male Hose, Pkg of 2	611-33-04PK2	37.31	12/72
ANG	RB	5/8 OD Comp x Male Hose	621-33-04	15.96	24/144
ANG	RB	5/8 OD Comp x Male Hose, Pkg of 2	621-33-04PK2	33.48	12/72

COPPER - SOLDER FEMALE



Pattern	Finish	Description	Part Number	List CDN\$	Box/Mstr
STR	RB	1/2 Fem. Solder x Male Hose	521-13-04	19.60	24/144
ANG	RB	1/2 Fem. Solder x Male Hose	621-13-04	13.00	24/144

COPPER - SOLDER MALE



Pattern	Finish	Description	Part Number	List CDN\$	Box/Mstr
STR	RB	1/2 Male Solder x Male Hose	521-23-04	17.64	24/144
ANG	RB	1/2 Male Solder x Male Hose	621-23-04	17.48	24/144

CPVC - FEMALE



Pattern	Finish	Description	Part Number	List CDN\$	Box/Mstr
ANG	CP	1/2 Fem. CPVC x Male Hose	611-46-04	21.80	24/144
ANG	RB	1/2 Fem. CPVC x Male Hose	621-46-04	20.71	24/144

HOSE-MATE™



Pattern	Finish	Description	Part Number	List CDN\$	Box/Mstr
STR	RB	Male Hose x Fem. Hose	521-04-04F	19.35	24/144
ANG	RB	Fem. Hose x Male Hose	621-04F-04	19.57	24/144
STR	RB	Male Hose x Fem. Hose	521LB-04-04F	22.67	12/72

ANG = Angle, STR = Straight, CP = Chrome Plated, RB = Rough Brass

See website for all standard products and specialty items. Call for project pricing.

23

mini-ball™ valves

Hose and Boiler Drain - Lead-Free

IRON - NPT FEMALE



Pattern	Finish	Description	Part Number	List CDN\$	Box/Mstr
ANG	CP	1/2 FIP x Male Hose	611-53-04	20.96	24/144
ANG	RB	1/2 FIP x Male Hose	621-53-04	19.92	24/144
ANG	RB	1/2 FIP x Male Hose, Pkg of 2	621-53-04PK2	37.31	12/72
STR	RB	1/2 FIP x Male Hose	521-53-04	21.99	24/144
STR	RB	3/8 FIP x Male Hose	521-52-04	27.72	24/144

IRON - NPT MALE



Pattern	Finish	Description	Part Number	List CDN\$	Box/Mstr
STR	RB	1/2 Fem. Solder or 1/2 MIP x Male Hose	521-01-04	17.22	24/144
ANG	CP	1/2 Fem. Solder or 1/2 MIP x Male Hose	611-01-04	22.29	24/144
ANG	RB	1/2 Fem. Solder or 1/2 MIP x Male Hose	621-01-04	14.22	24/144
ANG	RB	1/2 Fem. Solder or 1/2 MIP x Male Hose With Cap & Chain	621DH-01-04CC	24.00	12/72
STR	RB	3/8 MIP x Male Hose	521-62-04	18.88	24/144
STR	RB	1/4 MIP x Male Hose	521-61-04	19.71	24/144
ANG	RB	3/4 MIP x Male Hose	621-64-04	29.21	12/72
STR	RB	3/4 MIP x Male Hose	521LB-64-04	27.29	12/72
STR	RB	1/2 Fem. Solder or 1/2 MIP x Fem. Swivel Hose	521-01-04F	21.34	24/144
ANG	RB	1/2 Fem. Solder or 1/2 MIP x Male Hose, Pkg of 2	621-01-04PK2	30.00	12/72

PEX - CRIMP



Pattern	Finish	Description	Part Number	List CDN\$	Box/Mstr
ANG	RB	1/2 Crimpex x Male Hose	621-PX3-04	14.30	24/144

PEX - F1960



Pattern	Finish	Description	Part Number	List CDN\$	Box/Mstr
ANG	RB	1/2 F1960 x Male Hose	621-PRPX3-04	17.33	24/144

PEX - F2080



Pattern	Finish	Description	Part Number	List CDN\$	Box/Mstr
ANG	RB	1/2 F2080 x Male Hose	621-EV3-04	20.08	24/144

mini-ball™ valves

Hose and Boiler Drain - Not for Potable

COPPER - COMPRESSION



Pattern	Finish	Description	Part Number	List CDN\$	Box/Mstr
ANG	CP	5/8 OD Comp x Male Hose	211-33-04	14.43	24/144
ANG	CP	5/8 OD Comp x Male Hose, Pkg of 2	211-33-04PK2	28.85	12/72
ANG	RB	5/8 OD Comp x Male Hose	221-33-04	12.77	24/144
ANG	RB	5/8 OD Comp x Male Hose, Pkg of 2	221-33-04PK2	26.58	12/72
STR	CP	5/8 OD Comp x Male Hose	111-33-04	Call	24/144

COPPER - SOLDER FEMALE



Pattern	Finish	Description	Part Number	List CDN\$	Box/Mstr
STR	RB	1/2 Fem. Solder x Male Hose	121-13-04	21.39	24/144
ANG	RB	1/2 Fem. Solder x Male Hose	221-13-04	12.98	24/144

COPPER - SOLDER MALE



Pattern	Finish	Description	Part Number	List CDN\$	Box/Mstr
STR	RB	1/2 Male Solder x Male Hose	121-23-04	16.55	24/144
ANG	RB	1/2 Male Solder x Male Hose	221-23-04	13.98	24/144

CPVC - FEMALE



Pattern	Finish	Description	Part Number	List CDN\$	Box/Mstr
ANG	CP	1/2 Fem. CPVC x Male Hose	211-46-04	16.96	24/144
ANG	RB	1/2 Fem. CPVC x Male Hose	221-46-04	16.15	24/144

HOSE-MATE™



Pattern	Finish	Description	Part Number	List CDN\$	Box/Mstr
STR	RB	Male Hose x Fem. Hose	121-04-04F	16.40	24/144
STR	RB	Male Hose x Fem. Hose	121LB-04-04F	25.44	12/72
ANG	RB	Fem. Hose x Male Hose	221-04F-04	17.72	24/144

IRON - NPT FEMALE



Pattern	Finish	Description	Part Number	List CDN\$	Box/Mstr
ANG	CP	1/2 FIP x Male Hose	211-53-04	34.62	24/144
ANG	RB	1/2 FIP x Male Hose	221-53-04	Call	24/144
ANG	RB	1/2 FIP x Male Hose, Pkg of 2	221-53-04PK2	Call	12/72
STR	RB	1/2 FIP x Male Hose	121-53-04	24.63	24/144
STR	RB	3/8 FIP x Male Hose	121-52-04	22.54	24/144

ANG = Angle, STR = Straight, CP = Chrome Plated, RB = Rough Brass

See website for all standard products and specialty items. Call for project pricing.

mini-ball™ valves

Hose and Boiler Drain - Not for Potable

IRON - NPT MALE



Pattern	Finish	Description	Part Number	List CDN\$	Box/Mstr
ANG	CP	1/2 Fem. Solder or 1/2 MIP x Male Hose	211-01-04	18.57	24/144
ANG	RB	1/2 Fem. Solder or 1/2 MIP x Male Hose	221-01-04	11.39	24/144
ANG	RB	1/2 Fem. Solder or 1/2 MIP x Male Hose, Pkg of 2	221-01-04PK2	23.76	12/72
ANG	RB	1/2 Fem. Solder or 1/2 MIP x Male Hose With Cap & Chain	221DH-01-04CC	21.17	12/72
ANG	RB	3/4 MIP x Male Hose	221-64-04	25.85	12/72
STR	RB	1/2 Fem. Solder or 1/2 MIP x Male Hose	121-01-04	13.77	24/144
STR	RB	1/2 Fem. Solder or 1/2 MIP x Fem. Swivel Hose	121-01-04F	22.11	24/144
STR	RB	1/4 MIP x Male Hose	121-61-04	13.81	24/144
STR	RB	3/8 MIP x Male Hose	121-62-04	16.00	24/144
STR	RB	3/4 MIP x Male Hose	121LB-64-04	26.25	12/72

PEX - CRIMP



Pattern	Finish	Description	Part Number	List CDN\$	Box/Mstr
ANG	RB	1/2 Crimpex x Male Hose	221-PX3-04	11.39	24/144

PEX - F1960



Pattern	Finish	Description	Part Number	List CDN\$	Box/Mstr
ANG	RB	1/2 F1960 x Male Hose	221-PRPX3-04	15.07	24/144

PEX - F2080



Pattern	Finish	Description	Part Number	List CDN\$	Box/Mstr
ANG	RB	1/2 F2080 x Male Hose	221-EV3-04	18.10	24/144

mini-ball™ valves

In-line Stops with Drain

- Working pressure/temp up to 250PSI/250°F, depending on pipe type and connection
- Suitable for plumbing or heating
- Large Bore available on select models

COPPER - SOLDER FEMALE



Pattern	Finish	Description	Part Number	List CDN\$	Box/Mstr
STR	RB	1/2 Fem. Solder x 1/2 Fem. Solder w/Drain	521-13-13D	19.74	24/144
STR	RB	1/2 Fem. Solder x 1/2 Fem. Solder w/Drain	521LB-13-13D	26.91	12/72
STR	RB	3/4 Fem. Solder x 3/4 Fem. Solder w/Drain	521-14-14D	25.34	12/72
STR	RB	3/4 Fem. Solder x 3/4 Crimpex w/Drain	521-14-PX5D	31.75	12/72

CPVC - FEMALE



Pattern	Finish	Description	Part Number	List CDN\$	Box/Mstr
STR	RB	1/2 Fem. CPVC x 1/2 Fem. CPVC w/Drain	521-46-46D	Call	12/72
STR	RB	1/2 Fem. CPVC x 1/2 Fem. CPVC w/Drain	521LB-46-46D	Call	12/72

PEX - CRIMP



Pattern	Finish	Description	Part Number	List CDN\$	Box/Mstr
STR	RB	1/2 Crimpex x 1/2 Crimpex w/Drain	521-PX3-PX3D	19.55	24/144
STR	RB	3/4 Crimpex x 3/4 Crimpex w/Drain	521-PX5-PX5D	27.51	12/72

PEX - F1960



Pattern	Finish	Description	Part Number	List CDN\$	Box/Mstr
STR	RB	1/2 F1960 x 1/2 F1960 w/Drain	521LB-PRPX3-PRPX3D	28.86	12/72
STR	RB	1/2 F1960 x 1/2 F1960 w/Drain	521-PRPX3-PRPX3D	20.17	24/144
STR	RB	3/4 F1960 x 3/4 F1960 w/Drain	521-PRPX5-PRPX5D	31.51	24/144

PEX - F2080



Pattern	Finish	Description	Part Number	List CDN\$	Box/Mstr
STR	RB	1/2 F2080 x 1/2 F2080 w/Drain	521-EV3-EV3D		24/144

PEX-AL-PEX - COMPRESSION



Pattern	Finish	Description	Part Number	List CDN\$	Box/Mstr
STR	RB	1/2 PEX-AL-PEX Comp x 1/2 PEX-AL-PEX Comp w/Drain	521-K3-K3D		12/72

QUICK-GRIP™ (COPPER, PEX, CPVC)



Pattern	Finish	Description	Part Number	List CDN\$	Box/Mstr
STR	RB	1/2 QUICK-GRIP™ x 1/2 QUICK-GRIP™ w/Drain	521LB-QG3-QG3D	32.01	12/72

ANG = Angle, STR = Straight, CP = Chrome Plated, RB = Rough Brass

See website for all standard products and specialty items. Call for project pricing.

mini-ball™ valves

In-line Stops

COPPER - COMPRESSION



Pattern	Finish	Description	Part Number	List CDN\$	Box/Mstr
STR	CP	1/4 OD Comp x 1/4 OD Comp	511-30-30	21.76	24/144
STR	RB	1/4 OD Comp x 1/4 OD Comp	521-30-30	18.83	24/144
STR	CP	3/8 OD Comp x 3/8 OD Comp	511-31-31	21.56	24/144
STR	RB	3/8 OD Comp x 3/8 OD Comp	521-31-31	18.83	24/144
STR	CP	1/2 OD Comp x 1/4 OD Comp	511-32-30	23.94	24/144
ANG	CP	5/8 OD Comp x 1/2 Fem. Solder or 1/2 MIP	611-33-01	20.42	24/144
STR	CP	5/8 OD Comp x 5/8 OD Comp	511-33-33	22.60	24/144
STR	RB	5/8 OD Comp x 5/8 OD Comp	521LB-33-33	22.03	12/72
ANG	CP	5/8 OD Comp x 1/2 FIP	611-33-53	20.15	24/144

COPPER - SOLDER FEMALE



Pattern	Finish	Description	Part Number	List CDN\$	Box/Mstr
STR	RB	1/2 Fem. Solder x 1/2 Fem. Solder or 1/2 MIP	521-13-01	16.13	24/144
ANG	CP	1/2 Fem. Solder x 1/2 Fem. Solder or 1/2 MIP	611-13-01	19.96	24/144
STR	RB	1/2 Fem. Solder x 1/2 Fem. Solder	521-13-13	14.83	24/144
STR	RB	1/2 Fem. Solder x 1/2 Fem. Solder	521LB-13-13	19.71	24/144
ANG	RB	1/2 Fem. Solder x 1/2 Fem. Solder	621-13-13	17.97	24/144
STR	RB	1/2 Fem. Solder x 1/2 Male Solder	521-13-23	16.42	24/144
STR	RB	1/2 Fem. Solder x 1/2 Male Solder	521LB-13-23	22.66	24/144
STR	RB	1/2 Fem. Solder x 1/2 (5/8 OD) Compex	521-13-CPX3	21.36	12/72
STR	RB	1/2 Fem. Solder x 1/2 PEX-AL-PEX Comp	521-13-K3	24.04	18/108
STR	RB	1/2 Fem. Solder x 3/8 Crimpex	521-13-PX2	17.18	24/144
STR	RB	1/2 Fem. Solder x 1/2 Crimpex	521-13-PX3	16.05	24/144
STR	RB	3/4 Fem. Solder x 3/4 Fem. Solder	521-14-14	18.14	12/72
STR	RB	3/4 Fem. Solder x 3/4 Male Solder	521-14-24	24.93	12/72
STR	RB	3/4 Fem. Solder x 3/4 FIP	521-14-54	29.84	12/72
STR	RB	3/4 Fem. Solder x 5/8 (3/4 OD) Compex, Not for Potable	121-14-CPX4	28.52	12/72
STR	RB	3/4 Fem. Solder x 3/4 (7/8 OD) Compex	521-14-CPX5	37.82	6/36
STR	RB	3/4 Fem. Solder x 5/8 PEX-AL-PEX Comp, Not for Potable	121-14-K4	27.09	12/72
STR	RB	1/2 Fem. Solder x 1/2 Crimpex, Not for Potable	121-13-PX3	12.84	24/144
STR	RB	3/4 Fem. Solder x 3/4 Crimpex, Not for Potable	121-14-PX5	20.98	12/72
STR	RB	3/4 Fem. Solder x 3/4 Crimpex	521-14-PX5	24.55	12/72
STR	RB	1/2 Fem. Solder x 1/2 F1960	521-13-PRPX3	15.62	24/144
STR	RB	1/2 Fem. Solder x 1/2 F1960	521LB-13-PRPX3	22.89	12/72
STR	RB	3/4 Fem. Solder x 5/8 F1960, Not for Potable	121-14-PRPX4	32.45	12/72
STR	RB	3/4 Fem. Solder x 3/4 F1960	521-14-PRPX5	35.60	12/72
STR	RB	1/2 Fem. Solder x 1/4 MIP	521-13-61	12.49	24/144

COPPER - SOLDER MALE



Pattern	Finish	Description	Part Number	List CDN\$	Box/Mstr
STR	RB	1/2 Male Solder x 1/2 Male Solder	521-23-23	18.97	24/144
STR	RB	1/2 Male Solder x 1/2 Crimpex	521-23-PX3	16.83	24/144
ANG	RB	1/2 Male Solder x 1/2 Crimpex	621-23-PX3	18.55	24/144
STR	RB	3/4 Male Solder x 3/4 Male Solder	521-24-24	33.06	24/144
STR	RB	3/4 Male Solder x 3/4 Crimpex	521-24-PX5	32.39	24/144

COPPER - PROPRESS COMPATIBLE



Pattern	Finish	Description	Part Number	List CDN\$	Box/Mstr
STR	RB	1/2 CTS ProPress Compatible x 1/2 F1960	521-23L-PRPX3	20.31	24/144
STR	RB	1/2 CTS ProPress Compatible x 1/2 Crimpex	521-23L-PX3	19.85	24/144

ANG = Angle, STR = Straight, CP = Chrome Plated, RB = Rough Brass

mini-ball™ valves

In-line Stops

CPVC - FEMALE



Pattern	Finish	Description	Part Number	List CDN\$	Box/Mstr
STR	RB	1/2 Fem. CPVC x 1/2 Fem. CPVC	521-46-46	22.21	24/144
STR	RB	1/2 Fem. CPVC x 1/2 Fem. CPVC	521LB-46-46	28.93	12/72
STR	RB	1/2 Fem. CPVC x 1/2 FIP	521-46-53	23.21	24/144

IRON - NPT FEMALE



Pattern	Finish	Description	Part Number	List CDN\$	Box/Mstr
STR	CP	1/2 FIP x 1/2 Fem. Solder or 1/2 MIP	511-53-01	23.31	24/144
STR	RB	1/2 FIP x 1/2 Fem. Solder or 1/2 MIP	521-53-01	22.35	24/144
STR	CP	1/2 FIP x 1/2 Fem. Solder or 1/2 MIP	611-53-01	24.42	24/144
STR	CP	1/2 FIP x 1/2 Fem. Solder	511-53-13	20.23	24/144
STR	CP	1/2 FIP x 1/2 FIP	511-53-53	24.93	24/144
STR	RB	1/2 FIP x 1/2 Fem. Solder	521-53-13	15.41	24/144
STR	RB	1/2 FIP x 1/2 FIP	521-53-53	23.71	24/144
ANG	CP	1/2 FIP x 1/2 FIP	611-53-53	22.96	24/144
STR	CP	3/4 FIP x 3/4 FIP	511-54-54	35.46	12/72
STR	RB	3/4 FIP x 3/4 FIP	521-54-54	30.60	12/72
STR	RB	3/4 FIP x 3/4 F1960	521-54-PRPX5	31.44	12/72

IRON - NPT MALE



Pattern	Finish	Description	Part Number	List CDN\$	Box/Mstr
ANG	RB	3/8 MIP x 1/2 FIP	621-62-53	20.69	24/144
ANG	CP	1/2 Fem. Solder or 1/2 MIP x 5/8 OD Comp	611-01-33	23.34	24/144
ANG	RB	1/2 Fem. Solder or 1/2 MIP x 5/8 OD Comp	621-01-33	22.83	24/144
ANG	RB	1/2 Fem. Solder or 1/2 MIP x 1/2 FIP	621-01-53	20.27	24/144
ANG	RB	1/2 Fem. Solder or 1/2 MIP x 1/2 PEX-AL-PEX Comp	621-01-K3	24.36	24/144
STR	RB	3/4 MIP x 3/4 F1960	521-64-PRPX5	34.01	12/72

PEX - COMPRESSION



Pattern	Finish	Description	Part Number	List CDN\$	Box/Mstr
STR	RB	1/2 (5/8 OD) Compex x 1/2 (5/8 OD) Compex	521-CPX3-CPX3	29.29	12/72
STR	RB	3/4 (7/8 OD) Compex x 3/4 (7/8 OD) Compex	521-CPX5-CPX5	46.62	6/36

PEX - CRIMP



Pattern	Finish	Description	Part Number	List CDN\$	Box/Mstr
STR	RB	3/8 Crimpex x 3/8 Crimpex	521-PX2-PX2	17.68	24/144
STR	CP	1/2 Crimpex x 1/2 Fem. Solder or 1/2 MIP	511-PX3-01	19.55	24/144
STR	RB	1/2 Crimpex x 1/2 Fem. Solder or 1/2 MIP	521-PX3-01	19.29	24/144
STR	RB	1/2 Crimpex x 5/8 OD Comp	521-PX3-33	18.27	24/144
ANG	CP	1/2 Crimpex x 5/8 OD Comp	611-PX3-33	21.64	24/144
ANG	RB	1/2 Crimpex x 5/8 OD Comp	621-PX3-33	20.61	24/144
STR	CP	1/2 Crimpex x 3/8 Crimpex	511-PX3-PX2	17.79	24/144
STR	RB	1/2 Crimpex x 3/8 Crimpex	521-PX3-PX2	17.78	24/144
STR	CP	1/2 Crimpex x 1/2 Crimpex	511-PX3-PX3	17.83	24/144
STR	RB	1/2 Crimpex x 1/2 Crimpex	521-PX3-PX3	14.64	24/144
ANG	CP	1/2 Crimpex x 1/2 Crimpex	611-PX3-PX3	19.60	24/144
ANG	RB	1/2 Crimpex x 1/2 Crimpex	621-PX3-PX3	18.89	24/144
STR	CP	3/4 Crimpex x 3/4 Crimpex	511-PX5-PX5	28.10	24/144
STR	RB	3/4 Crimpex x 3/4 Crimpex	521-PX5-PX5	20.31	24/144

ANG = Angle, STR = Straight, CP = Chrome Plated, RB = Rough Brass

See website for all standard products and specialty items. Call for project pricing.

29

mini-ball™ valves

In-line Stops

PEX - F1960



Pattern	Finish	Description	Part Number	List CDN\$	Box/Mstr
STR	RB	1/2 F1960 x 1/2 F1960	521-PRPX3-PRPX3	15.26	24/144
STR	RB	1/2 F1960 x 1/2 F1960	521LB-PRPX3-PRPX3	21.66	12/72
STR	RB	3/4 F1960 x 3/4 F1960	521-PRPX5-PRPX5	24.31	12/72

PEX - F2080



Pattern	Finish	Description	Part Number	List CDN\$	Box/Mstr
STR	RB	1/2 F2080 x 1/2 F2080	521-EV3-EV3	17.33	24/144
STR	RB	3/4 F2080 x 3/4 F2080	521-EV5-EV5	25.08	12/72
STR	RB	1/2 F2080 x 1/2 Fem. Solder	521-EV3-13	18.78	24/144

PEX-AL-PEX - COMPRESSION



Pattern	Finish	Description	Part Number	List CDN\$	Box/Mstr
STR	RB	1/2 PEX-AL-PEX Comp x 1/2 PEX-AL-PEX Comp	521-K3-K3	30.04	18/108
STR	RB	5/8 PEX-AL-PEX Comp x 5/8 PEX-AL-PEX Comp, Not for Potable	121-K4-K4	32.61	12/72

QUICK-GRIP™ (COPPER, PEX, CPVC)



Pattern	Finish	Description	Part Number	List CDN\$	Box/Mstr
STR	RB	1/2 QUICK-GRIP™ x 3/8 Crimpex	521-QG3-PX2	19.29	12/72
STR	RB	1/2 QUICK-GRIP™ x 1/2 Crimpex	521-QG3-PX3	19.29	12/72
ANG	RB	1/2 QUICK-GRIP™ x 1/2 QUICK-GRIP™	621-QG3-QG3	18.16	12/72
STR	RB	1/2 QUICK-GRIP™ x 1/2 QUICK-GRIP™	521LB-QG3-QG3	24.81	12/72

Balancing

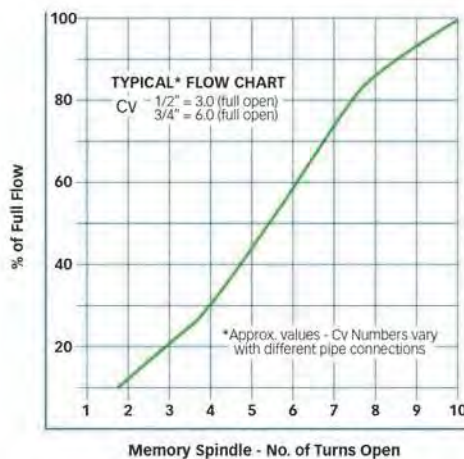
mini-ball™ valves

The Perfect Balancing Act for All Types of Radiant Floor Systems!

- U.S. Patent #5735307
- Preferred by quality OEMs
- Compact design
- Separate shut-off & balancing
- Remove safety cap and set memory spindle according to chart
- Simple to balance by loop length
- Memory Spindle adjust average 10% of full flow per turn
- Available for Copper, Iron, PEX, PEX-AL-PEX, and CPVC
- Working Pressure: MAX 250 PSI to 250F depending on pipe materials



#121BAL-13-PX3 1/2 Fem. Solder x 1/2 Crimpex



For balancing of manifolds, open the memory spindle fully for the longest loop and balance the other loops by setting their memory spindles according to their loop lengths relative to the longest loop.

EXAMPLE: four loop manifold

Longest loop	250'	set memory spindle 250/250 x 10 = 10 turns open
Loop #2 =	200'	set memory spindle 200/250 x 10 = 8 turns open
Loop #3 =	125'	set memory spindle 125/250 x 10 = 5 turns open
Loop #4 =	100'	set memory spindle 100/250 x 10 = 4 turns open

COPPER - SOLDER FEMALE



Pattern	Finish	Description	Part Number	List CDN\$	Box/Mstr
STR	RB	1/2 Fem. Solder x 1/2 Fem. Solder	121BAL-13-13	31.49	12/72
STR	RB	1/2 Fem. Solder x 1/2 (5/8 OD) Compex	121BAL-13-CPX3	Call	6/36
STR	RB	1/2 Fem. Solder x 1/2 F2080	121BAL-13-EV3	33.70	12/72
STR	RB	1/2 Fem. Solder x 1/2 F1960	121BAL-13-PRPX3	43.68	12/72
STR	RB	1/2 Fem. Solder x 1/2 Crimpex	121BAL-13-PX3	33.62	12/72
STR	RB	3/4 Fem. Solder x 3/4 Fem. Solder	121BAL-14-14	49.61	6/36
STR	RB	3/4 Fem. Solder x 5/8 (3/4 OD) Compex	121BAL-14-CPX4	Call	6/36
STR	RB	3/4 Fem. Solder x 3/4 (7/8 OD) Compex	121BAL-14-CPX5	62.82	6/36
STR	RB	3/4 Fem. Solder x 5/8 PEX-AL-PEX Comp	121BAL-14-K4	Call	6/36
STR	RB	3/4 Fem. Solder x 3/4 Crimpex	121BAL-14-PX5	55.40	6/36

IRON - NPT MALE



Pattern	Finish	Description	Part Number	List CDN\$	Box/Mstr
STR	RB	1/2 Fem. Solder or 1/2 MIP x 1/2 (5/8 OD) Compex	121BAL-01-CPX3	72.21	6/36
STR	RB	1/2 Fem. Solder or 1/2 MIP x 1/2 PEX-AL-PEX Comp	121BAL-01-K3	70.47	12/72
STR	RB	1/2 Fem. Solder or 1/2 MIP x 1/2 Crimpex	121BAL-01-PX3	67.40	6/36

ANG = Angle, STR = Straight, CP = Chrome Plated, RB = Rough Brass

See website for all standard products and specialty items. Call for project pricing.

Balancing mini-ball™ valves

IRON - NPT FEMALE



Pattern	Finish	Description	Part Number	List CDN\$	Box/Mstr
STR	RB	3/4 FIP X 3/4 FIP	121BAL-54-54	66.37	6/36

PEX - CRIMP



Pattern	Finish	Description	Part Number	List CDN\$	Box/Mstr
STR	RB	1/2 Crimpex x 1/2 Crimpex	121BAL-PX3-PX3	34.68	12/72

mini-ball™ valves

Petcocks & Gauge Cocks - Not for Potable



Petcock with pressure gauge
(sold by others) attached.

- Straight or angle
- Tamper-resistant operation available
- Solder inlet available for manifolds

IRON - NPT FEMALE



Pattern	Finish	Description	Part Number	List CDN\$	Box/Mstr
STR	CP	1/8 FIP x 1/8 MIP	111-50-60	21.99	24/144
STR	RB	1/8 FIP x 1/8 FIP	121-50-50	17.33	24/144
STR	RB	1/8 FIP x 1/8 MIP	121-50-60	17.82	24/144
STR	CP	1/4 FIP x 1/4 FIP	111-51-51	22.23	24/144
STR	CP	1/4 FIP x 1/4 MIP	111-51-61	20.90	24/144
STR	RB	1/4 FIP x 1/4 FIP	121-51-51	18.06	24/144
STR	RB	1/4 FIP x 1/4 MIP	121-51-61	18.62	24/144
STR	RB	3/8 FIP x 3/8 FIP	121-52-52	20.60	24/144
ANG	CP	3/8 FIP x 3/8 FIP	211-52-52	24.27	24/144
ANG	RB	3/8 FIP x 1/8 FIP	221-52-50	21.76	24/144

IRON - NPT MALE



Pattern	Finish	Description	Part Number	List CDN\$	Box/Mstr
STR	RB	1/4 MIP x 1/8 FIP	121-61-50	18.62	24/144
STR	RB	1/4 MIP x 1/4 MIP	121-61-61	19.14	24/144
STR	RB	3/8 MIP x 3/8 MIP	121-62-62	20.21	24/144
ANG	CP	1/4 MIP x 1/4 MIP	211-61-61	22.94	24/144

Petcocks & Gauge Cocks - Lead - Free

IRON - NPT FEMALE



Pattern	Finish	Description	Part Number	List CDN\$	Box/Mstr
STR	CP	1/8 FIP x 1/8 MIP	511-50-60	Call	24/144
STR	RB	1/8 FIP x 1/8 FIP	521-50-50	20.54	24/144
STR	RB	1/8 FIP x 1/8 MIP	521-50-60	19.39	24/144
STR	CP	1/4 FIP x 1/4 FIP	511-51-51	Call	24/144
STR	CP	1/4 FIP x 1/4 MIP	511-51-61	Call	24/144
STR	RB	1/4 FIP x 1/4 FIP	521-51-51	19.67	24/144
STR	RB	1/4 FIP x 1/4 MIP	521-51-61	20.34	24/144
STR	RB	3/8 FIP x 3/8 FIP	521-52-52	22.69	24/144
STR	RB	3/8 FIP x 3/8 MIP	521-52-62	21.16	24/144
ANG	CP	3/8 FIP x 3/8 FIP	611-52-52	Call	24/144
ANG	RB	3/8 FIP x 1/8 FIP	621-52-50	23.27	24/144

IRON - NPT MALE



Pattern	Finish	Description	Part Number	List CDN\$	Box/Mstr
STR	RB	1/4 MIP x 1/8 FIP	521-61-50	Call	24/144
STR	RB	1/4 MIP x 1/4 MIP	521-61-61	Call	24/144
STR	RB	3/8 MIP x 3/8 MIP	521-62-62	Call	24/144
ANG	CP	1/4 MIP x 1/4 MIP	611-61-61	23.98	24/144

ANG = Angle, STR = Straight, CP = Chrome Plated, RB = Rough Brass

See website for all standard products and specialty items. Call for project pricing.

Fittings

- A huge variety of **Adapters, Elbows or Tees**
- Thousands of custom possibilities. Call Dahl Customer Service for details
- Models available for heating, cooling and end-of-line plumbing applications



#520-PX3-31



#610-PX3-31



#620-PX3-04F



#E41-31-31-PL

Adapters

COPPER - SOLDER FEMALE



Pattern	Finish	Description	Part Number	List CDN\$	Box/Mstr
STR	RB	1/2 Fem. Solder x 1/2 (5/8 OD) Compex	520-13-CPX3	17.95	12/72

PEX - CRIMP



Pattern	Finish	Description	Part Number	List CDN\$	Box/Mstr
STR	RB	1/2 Crimpex x 1/4 OD Comp	520-PX3-30	8.44	24/144
STR	CP	1/2 Crimpex x 3/8 OD Comp	510-PX3-31	6.08	24/144
STR	RB	1/2 Crimpex x 3/8 OD Comp	520-PX3-31	5.49	24/144
STR	RB	1/2 Crimpex x 3/8 OD Comp	520-PX3-31-PK2	11.54	12/72
STR	RB	1/2 Crimpex x 5/8 OD Comp	520-PX3-33	9.99	24/144

PEX - F1960



Pattern	Finish	Description	Part Number	List CDN\$	Box/Mstr
STR	RB	1/2 F1960 x 1/4 OD Comp	520-PRPX3-30	24.09	24/144
STR	RB	1/2 F1960 x 3/8 OD Comp	520-PRPX3-31	23.88	24/144
STR	RB	1/2 F1960 x 1/2 F1960	520-PRPX3-PRPX3	24.21	24/144
STR	RB	1/2 F1960 x 1/2 Crimpex	520-PRPX3-PX3	23.71	24/144

PEX-AL-PEX - COMPRESSION



Pattern	Finish	Description	Part Number	List CDN\$	Box/Mstr
STR	RB	1/2 PEX-AL-PEX Comp x 1/2 Fem. Solder or 1/2 MIP	520-K3-01	29.66	24/144
STR	RB	1/2 PEX-AL-PEX Comp x 1/2 FIP	520-K3-53	31.15	24/144
STR	RB	1/2 PEX-AL-PEX Comp x 1/2 F1960	520-K3-PRPX3	29.41	24/144
STR	RB	1/2 PEX-AL-PEX Comp x 1/2 Crimpex	520-K3-PX3	14.80	24/144

RETROFIT - FEMALE/REVERSE COMPRESSION



Pattern	Finish	Description	Part Number	List CDN\$	Box/Mstr
STR	CP	3/8 OD Fem. Comp x 1/4 OD Comp	510-41-30	16.37	24/144



MOST POPULAR MINI-BALL™ MODELS FOR QUICK REFERENCE

**F1960
COLD
EXPANSION**



611-PRPX3-31
1/2 F1960
x 3/8 OD Comp
\$14.00



511-PRPX3-31
1/2 F1960
x 3/8 OD Comp
\$14.73



521-PRPX3-PRPX3
1/2 F1960
x 1/2 F1960
\$15.26



521-PRPX3-PRPX3D
1/2 F1960 x 1/2 F1960
with Drain
\$20.17



621-PRPX3-30
1/2 F1960
x 1/4 OD Comp
\$22.64

QUICK-GRIP™



611-QG3-31
1/2 QUICK-GRIP™
x 3/8 OD Comp
\$17.39



511-QG3-31
1/2 QUICK-GRIP™
x 3/8 OD Comp
\$17.69



521LB-QG3-QG3
1/2 QUICK-GRIP™
x 1/2 QUICK-GRIP™
\$24.81



521LB-QG3-QG3D
1/2 QUICK-GRIP™
x 1/2 QUICK-GRIP™
with Drain
\$32.01



621-QG3-30
1/2 QUICK-GRIP™
x 1/4 OD Comp
\$21.82

**COPPER
COMPRESSION**



611-33-31
5/8 OD Comp
x 3/8 OD Comp
\$13.28



511-33-31
5/8 OD Comp
x 3/8 OD Comp
\$13.55



521LB-33-33
5/8 OD Comp
x 5/8 OD Comp
\$22.03



521LB-33-33D
5/8 OD Comp
x 5/8 OD Comp with Drain
\$29.23



621-33-30
5/8 OD Comp
x 1/4 OD Comp
\$16.42

**COPPER
SOLDER**



611-13-31
1/2 Fem. Solder
x 3/8 OD Comp
\$11.06



511-13-31
1/2 Fem. Solder
x 3/8 OD Comp
\$12.18



521-13-13
1/2 Fem. Solder
x 1/2 Fem. Solder
\$14.83



521-13-13D
1/2 Fem. Solder
x 1/2 Fem. Solder
with Drain
\$19.74



621-13-30
1/2 Fem. Solder
x 1/4 OD Comp
\$14.84

**PEX
CRIMP**



611-PX3-31
1/2 Crimpex
x 3/8 OD Comp
\$12.68



511-PX3-31
1/2 Crimpex
x 3/8 OD Comp
\$13.07



521-PX3-PX3
1/2 Crimpex
x 1/2 Crimpex
\$14.64



521-PX3-PX3D
1/2 Crimpex
x 1/2 Crimpex
with Drain
\$19.55



621-PX3-30
1/2 Crimpex
x 1/4 OD Comp
\$16.50

CPVC



611-46-31
1/2 CPVC
x 3/8 OD Comp
\$18.57



511-46-31
1/2 CPVC
x 3/8 OD Comp
\$15.13



521-46-46
1/2 CPVC
x 1/2 CPVC
\$14.28



521-46-46D
1/2 CPVC
x 1/2 CPVC with Drain
\$19.19



621-46-30
1/2 CPVC
x 1/4 OD Comp
\$20.75

IRON



611-52-31
3/8 FIP
x 3/8 OD Comp
\$14.16



511-52-31
3/8 FIP
x 3/8 OD Comp
\$15.28



611-53-31
1/2 FIP
x 3/8 OD Comp
\$14.78



511-53-31
1/2 FIP
x 3/8 OD Comp
\$16.05



621-53-30
1/2 FIP
x 1/4 OD Comp
\$20.32

HOSE



621-01-04
1/2 Dual
(Solder or MIP) x Hose
\$14.22



621-23-04
5/8 OD Comp x Hose
\$17.48



621-33-04
1/2 FIP x Hose
\$15.96



621-PRPX3-04
1/2 F1960 x Hose
\$17.33



621-PX3-04
1/2 Crimpex x Hose
\$14.30

How to Read Our Part Numbers

611-13-31

PATTERN

FINISH

OPERATION

INLET

6

1

1

13

PATTERN		FINISH	
Straight	5	Chrome Plated	1
Angle	6	Rough Brass	2

OPERATION	
	Nickel Plated Handle 1
	Red Handle 4
	Blue Handle 5
	Nickel Plated Handle with 3/16 inch Tag Hole 1DH
	Red Handle with 3/16 inch Tag Hole 4DH
	Blue Handle with 3/16 inch Tag Hole 5DH
	Loose Key with Screwdriver Slot and Lockshield 6SS
	Key sold separately Part# 9941

COPPER SOLDER	
	3/8 Female Solder 12
	1/2 Female Solder 13
	3/4 Female Solder 14
	1/2 Male Solder 23
	3/4 Male Solder 24
PROPRESS COMPATIBLE	
	1/2 CTS ProPress Compatible 23L

COPPER COMPRESSION	
	1/4 OD Comp 30
	3/8 OD Comp 31
	1/2 OD Comp 32
	5/8 OD Comp (1/2 Nom. Pipe) 33
	7/8 OD Comp 35
	5/8 OD Comp Long No Solder Connection 33L
	7/8 OD Comp Long No Solder Connection 35L
	5/8 OD Comp 2 1/2 inch Ext. w/ Deep Bell Escutcheon 33LE

LESS NUT & SLEEVE FOR HOOK UP WITH BRAIDED HOSES	
	1/4 OD Comp 30LNS
	3/8 OD Comp 31LNS
	1/2 OD Comp 32LNS
	5/8 OD Comp 33LNS

CPVC	
	1/2 Female CPVC 46
	1/2 Male CPVC 4466

PEX	
	3/8 Crimpex PX2
	1/2 Crimpex PX3
	3/4 Crimpex PX5
	1/2 Crimpex Extension w/ Deep Bell Escutcheon PX3LE
	3/8 Compex (1/2 OD) CPX2
	1/2 Compex (5/8 OD) CPX3
	5/8 Compex (3/4 OD) CPX4
	3/4 Compex (7/8 OD) CPX5

PEX-AL-PEX	
	3/8 PEX-AL-PEX Comp K2
	1/2 PEX-AL-PEX Comp K3
	5/8 PEX-AL-PEX Comp K4

PEX - F1960	
	3/8 F1960 PRPX2
	1/2 F1960 PRPX3
	5/8 F1960 PRPX4
	3/4 F1960 PRPX5
	1/2 F1960 Extension w/ Deep Bell Escutcheon PRPX3LE

PEX - F2080	
	1/2 F2080 EV3
	5/8 F2080 EV4
	3/4 F2080 EV5

LIMITED COMBINATIONS OF ANGLE

BER GUIDE



Made in Canada

OUTLET

BRANCH

31

For Dual
Outlet Valves
& Water
Hammer
Arrester
Valves



No Worries
No Dezincification
No Cracking
No Kidding*

Lifetime
Warranty

CONNECTIONS

PEX - EUROCONICAL




-  20mm Euroconical **R20**
-  25mm Euroconical **R25**

QUICK-GRIP™

-  1/2 QUICK-GRIP™ **QG3**

RETROFIT




FEMALE/REVERSE COMPRESSION

-  3/8 OD Female Comp **41**
-  1/2 OD Female Comp **42**
-  5/8 OD Female Comp **43**

HOSE

-  Hose **04**
-  Female Swivel Hose **04F**




OUTLET BOX

-  1/2 Female Solder Longshank **08**
-  1/2 Male CPVC Longshank **10**
-  1/2 Crimpex Longshank **PX3L**



FLARE SAE45°

-  1/4 OD Female Flare **80F**
-  3/8 OD Female Flare **81F**
-  1/2 OD Female Flare **02**
-  5/8 OD Female Flare **03**
-  1/4 OD Male Flare **80**
-  3/8 OD Male Flare **81**
-  1/2 OD Male Flare **82**
-  5/8 OD Male Flare **83**











IRON - NPT

-  1/8 FIP **50**
-  1/4 FIP **51**
-  3/8 FIP **52**
-  1/2 FIP **53**
-  3/4 FIP **54**
-  1/8 MIP **60**
-  1/4 MIP **61**
-  3/8 MIP **62**
-  1/2 MIP Dual* **01**
-  1/2" MIP or 1/2" Female Solder **64**
-  3/4 MIP **64**

-  3/8 MIP **62LE**
-  2-1/2" Extension w/ Deep Bell Escutcheon **62LE**

-  1/2 MIP **63LE**
-  2-1/2" Extension w/ Deep Bell Escutcheon **63LE**

UNIONS

-  1/2 Dual **mini-ball™** **4301**
-  1/2 BSP Male Union **4305Y**
-  1/2 Female Solder Union **84**
-  1/2 Dual* Union **85**
-  3/4 Female Solder Union **88**
-  3/4 Female Solder Union with 1/8" air vent tapping **89**
-  3/4 Male Solder Union **90**
-  3/4 Male NPT Union **91**
-  1-1/4 Female Solder Eccentric** **98**
-  1-1/4 Female Solder Eccentric** with 1/8" air vent tapping **99**

* 1/2 MIP or 1/2 Female Solder
** 3/4" valves only

SPECIALS

-  1/2 Slip Joint **L5**
-  1/2 NPSM **05**
-  1/2 Male BSP **05Y**

OPTIONS

LARGE BORE



LB
Available on selected models
Add "**LB**" after the Operation
For Example: 521**LB**-33-33

DRAIN



D
Add "**D**" to Inlet or Outlet to
indicate position.
For Example:
521-13-13**D** or 521-13**D**-13

BALANCING



(For heating applications only)
Add "**BAL**" after handle option
For Example:
121**BAL**-13-13

WATER HAMMER ARRESTER



14WHA
Add "**14WHA**"
after the Outlet Connection
For Example: 511-33-31-**14WHA**

CAP & CHAIN



DH CC
For Hose Valves
Add "**DH**" after Operation type
and "**CC**" after the
Hose Connection
For Example: 621**DH**-01-04**CC**

SHANK NUT



NUT
For Outlet Box Valves
Add "**NUT**"
For example: 621-PX3L-04**NUT**

BRANCH TAPPING



For custom functions including:
-Venting-Filling-Draining-Gauges
1/8F Branch Tapping Add
"BT1" beside inlet or outlet
1/4F Branch Tapping Add
"BT2" beside inlet or outlet
For Example: 121-51-51**BT1**

Contact us to specify the location of your Branch Tapping

BAGGED



BAG
In Poly-bag with UPC and
instructions. Add "**BAG**" to
complete part number
For Example: 511-13-31-**BAG**

PATTERN 3/4 VALVES - CALL FOR DETAILS

Trust **dahl** Quality

Lifetime Warranty.

Our unprecedented, unmatched **Lifetime Warranty**, proves you can trust dahl quality.



100% North American.

Trust superior Canadian Design and Manufacturing and American Brass.



Responsive.

Connect LIVE within **15 seconds** to our Customer Service Team.



Solutions.

Thousands of products to meet individual needs of the trades.



Fittings

Elbows

IRON - NPT MALE



Pattern	Finish	Description	Part Number	List CDN\$	Box/Mstr
ANG	CP	1/2 Fem. Solder or 1/2 MIP x 3/8 OD Comp	610-01-31	17.87	24/144
ANG	RB	1/2 Fem. Solder or 1/2 MIP x 1/2 PEX-AL-PEX Comp	620-01-K3	15.69	24/144

PEX - CRIMP



Pattern	Finish	Description	Part Number	List CDN\$	Box/Mstr
ANG	RB	1/2 Crimpex x 3/8 OD Comp	610-PX3-31	12.36	24/144
ANG	RB	1/2 Crimpex x 3/8 OD Comp	620-PX3-31	10.84	24/144
ANG	RB	1/2 Crimpex x 5/8 OD Comp	620-PX3-33	17.15	24/144

PEX - F1960



Pattern	Finish	Description	Part Number	List CDN\$	Box/Mstr
ANG	RB	1/2 F1960 x 1/2 Fem. Solder or 1/2 MIP	620-PRPX3-01	15.34	24/144
ANG	RB	1/2 F1960 x 1/2 Fem. Solder	620-PRPX3-13	15.49	24/144
ANG	RB	1/2 F1960 x 1/2 Male Solder	620-PRPX3-23	15.53	24/144
ANG	RB	1/2 F1960 x 3/8 OD Comp	620-PRPX3-31	16.04	24/144

For Dishwashers

COPPER - COMPRESSION



Pattern	Finish	Description	Part Number	List CDN\$	Box/Mstr
ANG	RB	3/8 OD Comp x Fem. Hose	620-31-04F	13.27	24/144
ANG	RB	1/2 OD Comp x Fem. Hose	620-32-04F	19.37	24/144

IRON - NPT MALE



Pattern	Finish	Description	Part Number	List CDN\$	Box/Mstr
ANG	RB	3/8 MIP x Male Hose	620-62-04	15.51	24/144

PEX - CRIMP



Pattern	Finish	Description	Part Number	List CDN\$	Box/Mstr
ANG	RB	1/2 Crimpex x Fem. Hose	620-PX3-04F	13.49	24/144

PEX - F1960



Pattern	Finish	Description	Part Number	List CDN\$	Box/Mstr
ANG	RB	1/2 F1960 x Fem. Hose	620-PRPX3-04F	17.25	24/144

ANG = Angle, STR = Straight, CP = Chrome Plated, RB = Rough Brass

See website for all standard products and specialty items. Call for project pricing.

Fittings

Elbows

For Dishwashers

QUICK-GRIP™ (COPPER, PEX, CPVC)



Pattern	Finish	Description	Part Number	List CDN\$	Box/Mstr
ANG	RB	1/2 QUICK-GRIP™ x Fem. Hose	620-QG3-04F	16.44	24/144

For Icemakers

COPPER - COMPRESSION



Pattern	Finish	Description	Part Number	List CDN\$	Box/Mstr
ANG	RB	1/4 OD Comp x Fem. Hose	620-30-04F	16.58	24/144

Tees

COPPER - COMPRESSION



Pattern	Finish	Description	Part Number	List CDN\$	Box/Mstr
TEE	RB	5/8 OD Comp x 5/8 OD Comp x 1/4 FIP	E33-33-51	17.39	24/144

IRON - NPT MALE



Pattern	Finish	Description	Part Number	List CDN\$	Box/Mstr
TEE	CP	1/2 Fem. Solder or 1/2 MIP x 1/2 Fem. Solder or 1/2 MIP x 5/8 OD Comp	E01-01-33-PL	26.77	24/144

PEX - F1960



Pattern	Finish	Description	Part Number	List CDN\$	Box/Mstr
TEE	RB	1/2 F1960 x 1/2 F1960 x 1/2 FIP	EPRPX3-PRPX3-53	25.45	24/144

RETROFIT - FEMALE/REVERSE COMPRESSION



Pattern	Finish	Description	Part Number	List CDN\$	Box/Mstr
TEE	RB	3/8 OD Fem. Comp x 3/8 OD Comp x 1/4 OD Comp	E41-31-30	16.18	24/144
TEE	CP	3/8 OD Fem. Comp x 3/8 OD Comp x 1/4 OD Comp	E41-31-30-PL	17.59	24/144
TEE	CP	3/8 OD Fem. Comp x 3/8 OD Comp x 3/8 OD Comp	E41-31-31-PL	14.44	24/144
TEE	RB	3/8 OD Fem. Comp x 3/8 OD Comp x 3/8 OD Comp	E41-31-31	13.04	24/144

ANG = Angle, STR = Straight, CP = Chrome Plated, RB = Rough Brass

Water Hammer Arrester Valves

Water Hammer Arrester Products THE SIMPLE WAY TO SILENCE WATER HAMMER

DID YOU KNOW?

Water Hammer may result in:

- Noisy pipe banging and rattling
- Fitting failures
- Burst connectors
- Burst washing machine hoses, the primary cause of floods in homes
- Appliance solenoid failures, and these costly repairs are not covered by the appliance warranty


While water hammer is often associated with banging, rattling and thumping, water hammer doesn't always make these noises. Water hammer happens when the flow of water in a pipe is suddenly stopped by a quick closing valve.

Quick closing valves cause a pressure spike and reverberation inside the pipe until the spike dissipates. While metallic pipes are more likely to make an audible noise, water hammer also occurs in PEX and other plastic pipe systems. Usually, an air pocket in the system will absorb the pressure spike, but if no pocket of air is present, fixtures and appliances in the plumbing system may be damaged by the pressure spikes.

Air chambers or capped stand-pipes are typically incorporated into plumbing systems to provide the air pocket necessary to prevent water hammer. However, in these devices, there is nothing separating the air and water. This allows air to permeate into the water within weeks, resulting in waterlogged and completely ineffective water hammer protection.



Notice the difference in water level of the Static Water Pressure on the left, in comparison to After the Shut-off.



Constant solenoid on/off cycles during each load can cause:

- Pressure spikes resulting in water hammer: rattling, noisy pipes
- Extensive damage including solenoid failure, water line bursts, & other system failures

Quick closing valves are found in:

- Washing machines
- Dishwashers
- Icemakers
- Single lever faucets
- Touchless automatic faucets
- Toilets

Water Hammer Arrester Valves

Dahl 1/4 Turn Retrofit Supply Stop with Integral Water Hammer Arrester



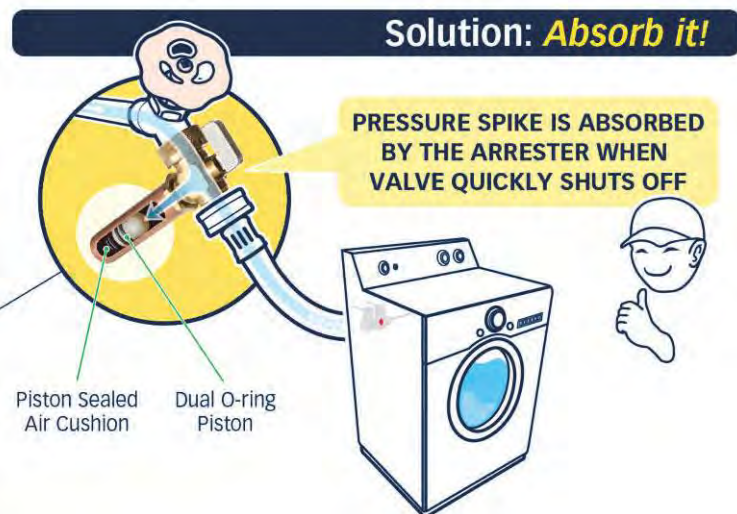
#511-41-31-14WHA

3/8 Fem. OD Comp x 3/8 OD Comp x Water Hammer Arrester

Water Hammer Arresters differ from air chambers in that they permanently separate air from the water. When a Dahl water hammer arrester product is used, the pressure spike pushes a double O-ring sealed piston against a pressurized cushion of air, absorbing the pressure spike and preventing water hammer.

Dahl Water Hammer Arresters are available in the "AA" Size which are recommended for point of use residential applications. For best results, they should be installed as close as possible to the end point device, less than 2m (6 ft.). The O-ring sealed piston allows for installation at any angle, without loss of the pressurized air. These arresters have been tested to 500,000 cycles without failure, and are guaranteed to control water hammer for the lifetime of the water system.

Dahl Water Hammer Arresters are certified by the American Society of Sanitary Engineering to the ANSI/ASSE 1010 standard, and are recommended by the Uniform Plumbing Code and International Plumbing Code. As new high efficiency appliances become more widespread, so is the prevalence of water hammer. Several local building codes are now mandating the use of engineered water hammer arresters.



#521-04-04F-14WHA
Male Hose x Female Swivel Hose
x Water Hammer Arrester

Piston Sealed
Air Cushion Dual O-ring
Piston

Dahl offers more water hammer arresters integrated with valves than any other manufacturer. This benefits installers by allowing a compact, professional installation that takes less installation time.

Constant solenoid on/off cycles still occur during each load, but:

- Piston compresses air, cushioning water on quick shut-off
- Pipes are quiet, no water hammer
- No potential solenoid and water line failures

Dahl Water Hammer Arrester products include: *Supply stops, Dual Shut-off Valves, In-line Stops and Isolation, Outlet Box Valves, Supply Kits, Tee & Valve Kits and even Retrofit models that simply piggy-back in between existing valves/fittings and risers/hoses.*

Water Hammer Arrester Valves

Supply Stops

COPPER - COMPRESSION



Pattern	Finish	Description	Part Number	List CDN\$	Box/Mstr
STR	CP	5/8 OD Comp x 1/2 NPSM x Water Hammer Arrester	511-33-05-14WHA	49.30	12/72
STR	CP	5/8 OD Comp x 3/8 OD Comp x Water Hammer Arrester	511-33-31-14WHA	41.95	12/72
ANG	CP	5/8 OD Comp x 3/8 OD Comp x Water Hammer Arrester	611-33-31-14WHA	41.95	12/72
ANG	CP	5/8 OD Comp x 1/2 or 7/16 OD Slip Joint x Water Hammer Arrester	611-33-L5-14WHA	52.75	12/72

COPPER - SOLDER FEMALE



Pattern	Finish	Description	Part Number	List CDN\$	Box/Mstr
STR	CP	1/2 Fem. Solder x 3/8 OD Comp x Water Hammer Arrester	511-13-31-14WHA	41.21	12/72
ANG	CP	1/2 Fem. Solder x 3/8 OD Comp x Water Hammer Arrester	611-13-31-14WHA	41.21	12/72
STR	CP	1/2 Fem. Solder x 1/2 OD Comp x Water Hammer Arrester	511-13-32-14WHA	49.48	12/72
ANG	CP	1/2 Fem. Solder x 1/2 OD Comp x Water Hammer Arrester	611-13-32-14WHA	49.48	12/72

CPVC - FEMALE



Pattern	Finish	Description	Part Number	List CDN\$	Box/Mstr
STR	CP	1/2 Fem. CPVC x 3/8 OD Comp x Water Hammer Arrester	511-46-31-14WHA	47.15	12/72
ANG	CP	1/2 Fem. CPVC x 3/8 OD Comp x Water Hammer Arrester	611-46-31-14WHA	45.98	12/72

CPVC - MALE



Pattern	Finish	Description	Part Number	List CDN\$	Box/Mstr
STR	CP	1/2 Male CPVC x 3/8 OD Comp x Water Hammer Arrester	511-4466-31-14WHA	47.88	12/72

F1960



Pattern	Finish	Description	Part Number	List CDN\$	Box/Mstr
STR	CP	1/2 F1960 x 3/8 OD Comp x Water Hammer Arrester	511-PRPX3-31-14WHA	45.61	12/72
ANG	CP	1/2 F1960 x 3/8 OD Comp x Water Hammer Arrester	611-PRPX3-31-14WHA	45.61	12/72

IRON - NPT FEMALE



Pattern	Finish	Description	Part Number	List CDN\$	Box/Mstr
STR	CP	3/8 FIP x 3/8 OD Comp x Water Hammer Arrester	511-52-31-14WHA	46.58	12/72
ANG	CP	3/8 FIP x 3/8 OD Comp x Water Hammer Arrester	611-52-31-14WHA	46.58	12/72
STR	CP	1/2 FIP x 3/8 OD Comp x Water Hammer Arrester	511-53-31-14WHA	47.55	12/72
ANG	CP	1/2 FIP x 3/8 OD Comp x Water Hammer Arrester	611-53-31-14WHA	47.55	12/72

PEX - COMPRESSION



Pattern	Finish	Description	Part Number	List CDN\$	Box/Mstr
STR	CP	1/2 (5/8 OD) Compex x 3/8 OD Comp x Water Hammer Arrester	511-CPX3-31-14WHA	52.83	12/72
ANG	CP	1/2 (5/8 OD) Compex x 3/8 OD Comp x Water Hammer Arrester	611-CPX3-31-14WHA	50.73	12/72

ANG = Angle, STR = Straight, CP = Chrome Plated, RB = Rough Brass

See website for all standard products and specialty items. Call for project pricing.

Water Hammer Arrester Valves

Supply Stops

PEX - CRIMP



Pattern	Finish	Description	Part Number	List CDN\$	Box/Mstr
STR	CP	1/2 Crimpex x 3/8 OD Comp x Water Hammer Arrester	511-PX3-31-14WHA	39.84	12/72
ANG	CP	1/2 Crimpex x 3/8 OD Comp x Water Hammer Arrester	611-PX3-31-14WHA	39.84	12/72

PEX-AL-PEX - COMPRESSION



Pattern	Finish	Description	Part Number	List CDN\$	Box/Mstr
STR	CP	1/2 PEX-AL-PEX Comp x 3/8 OD Comp x Water Hammer Arrester	511-K3-31-14WHA	51.11	12/72
ANG	CP	1/2 PEX-AL-PEX Comp x 3/8 OD Comp x Water Hammer Arrester	611-K3-31-14WHA	51.11	12/72

PEX - F2080



Pattern	Finish	Description	Part Number	List CDN\$	Box/Mstr
STR	CP	1/2 F2080 x 3/8 OD Comp x Water Hammer Arrester	511-EV3-31-14WHA	46.29	12/72
ANG	CP	1/2 F2080 x 3/8 OD Comp x Water Hammer Arrester	611-EV3-31-14WHA	46.29	12/72

QUICK-GRIP™ (COPPER, PEX, CPVC)



Pattern	Finish	Description	Part Number	List CDN\$	Box/Mstr
STR	CP	1/2 QUICK-GRIP™ x 1/4 OD Comp x Water Hammer Arrester	511-QG3-30-14WHA	45.68	8/48
ANG	CP	1/2 QUICK-GRIP™ x 1/4 OD Comp x Water Hammer Arrester	611-QG3-30-14WHA	55.22	8/48
STR	CP	1/2 QUICK-GRIP™ x 3/8 OD Comp x Water Hammer Arrester	511-QG3-31-14WHA	46.45	8/48
STR	CP	1/2 QUICK-GRIP™ x 1/2 OD Comp x Water Hammer Arrester	511-QG3-32-14WHA	47.71	8/48
ANG	CP	1/2 QUICK-GRIP™ x 3/8 OD Comp x Water Hammer Arrester	611-QG3-31-14WHA	46.45	8/48
ANG	CP	1/2 QUICK-GRIP™ x 1/2 OD Comp x Water Hammer Arrester	611-QG3-32-14WHA	47.71	8/48

Retrofit

RETROFIT - FEMALE/REVERSE COMPRESSION



Pattern	Finish	Description	Part Number	List CDN\$	Box/Mstr
STR	CP	1/2 OD Fem. Comp x 1/2 OD Comp x Water Hammer Arrester	511-42-32-14WHA	58.36	12/72
STR	CP	3/8 OD Fem. Comp x 1/4 OD Comp x Water Hammer Arrester	511-41-30-14WHA	52.47	12/72
STR	CP	3/8 OD Fem. Comp x 3/8 OD Comp x Water Hammer Arrester	511-41-31-14WHA	41.21	12/72
ANG	CP	3/8 OD Fem. Comp x 3/8 OD Comp x Water Hammer Arrester	611-41-31-14WHA	48.45	12/72

ANG = Angle, STR = Straight, CP = Chrome Plated, RB = Rough Brass

Water Hammer Arrestor Valves

Dual Shut-Off Valves



COPPER - COMPRESSION



Dual Shut-Off Series	Pattern	Finish	Description	Part Number	List CDN\$	Box/Mstr
5000	2 STR	CP	5/8 OD Comp x 3/8 OD Comp x 3/8 OD Comp	E33-5001-WHA	84.06	6/36
6000	1 ANG, 1 STR	CP	5/8 OD Comp x 3/8 OD Comp x 1/4 OD Comp	E33-6000-WHA	84.44	6/36
6000	1 ANG, 1 STR	CP	5/8 OD Comp x 3/8 OD Comp x 3/8 OD Comp	E33-6001-WHA	78.64	6/36

PEX - CRIMP



Dual Shut-Off Series	Pattern	Finish	Description	Part Number	List CDN\$	Box/Mstr
4000	2 ANG	CP	1/2 Crimpex x 3/8 OD Comp x 3/8 OD Comp	EPX3-4001-WHA	80.23	6/36
5000	2 STR	CP	1/2 Crimpex x 3/8 OD Comp x 3/8 OD Comp	EPX3-5001-WHA	81.72	6/36
6000	1 ANG, 1 STR	CP	1/2 Crimpex x 3/8 OD Comp x 3/8 OD Comp	EPX3-6001-WHA	79.96	6/36

QUICK-GRIP™ (COPPER, PEX, CPVC)



Dual Shut-Off Series	Pattern	Finish	Description	Part Number	List CDN\$	Box/Mstr
4000	2 ANG	CP	1/2 QUICK-GRIP™ x 3/8 OD Comp x 1/4 OD Comp	EQG3-4000-WHA	91.68	6/36
5000	2 STR	CP	1/2 QUICK-GRIP™ x 3/8 OD Comp x 1/4 OD Comp	EQG3-5000-WHA	93.75	6/36
4000	2 ANG	CP	1/2 QUICK-GRIP™ x 3/8 OD Comp x 3/8 OD Comp	EQG3-4001-WHA	88.94	6/36
6000	1 ANG, 1 STR	CP	1/2 QUICK-GRIP™ x 3/8 OD Comp x 1/4 OD Comp	EQG3-6000-WHA	91.72	6/36
5000	2 STR	CP	1/2 QUICK-GRIP™ x 3/8 OD Comp x 3/8 OD Comp	EQG3-5001-WHA	88.71	6/36
6000	1 ANG, 1 STR	CP	1/2 QUICK-GRIP™ x 3/8 OD Comp x 3/8 OD Comp	EQG3-6001-WHA	91.59	6/36

ANG = Angle, STR = Straight, CP = Chrome Plated, RB = Rough Brass

See website for all standard products and specialty items. Call for project pricing.

Water Hammer Arrester Valves

Hose and Boiler Drain

COPPER - COMPRESSION



Pattern	Finish	Description	Part Number	List CDN\$	Box/Mstr
ANG	CP	5/8 OD Comp x Male Hose x Water Hammer Arrester	611-33-04-14WHA	47.32	12/72

HOSE



Pattern	Finish	Description	Part Number	List CDN\$	Box/Mstr
STR	CP	Male Hose x Fem. Hose x Water Hammer Arrester	511-04-04F-14WHA	46.90	12/72
STR	RB	Male Hose x Fem. Hose x Water Hammer Arrester	521-04-04F-14WHA	43.78	12/72
ANG	CP	Fem. Hose x Male Hose x Water Hammer Arrester	611-04F-04-14WHA	48.08	12/72
ANG	RB	Fem. Hose x Male Hose x Water Hammer Arrester	621-04F-04-14WHA	45.24	12/72

IRON - NPT MALE



Pattern	Finish	Description	Part Number	List CDN\$	Box/Mstr
ANG	CP	1/2 Fem. Solder or 1/2 MIP x Hose x Water Hammer Arrester	611-01-04-14WHA	47.84	12/72

In-line Stops and Isolation

COPPER - COMPRESSION



Pattern	Finish	Description	Part Number	List CDN\$	Box/Mstr
ANG	CP	5/8 OD Comp x 1/2 Fem. Solder or 1/2 MIP x Water Hammer Arrester	611-33-01-14WHA	49.54	12/72

Water Hammer Arrestor Fittings

Tees

COPPER - COMPRESSION



Pattern	Finish	Description	Part Number	List CDNS\$	Box/Mstr
TEE	RB	1/4 OD Comp x 1/4 OD Comp x Water Hammer Arrestor	E30-30-14WHA	35.32	12/72
TEE	RB	3/8 OD Comp x 3/8 OD Comp x Water Hammer Arrestor	E31-31-14WHA	35.87	12/72
TEE	CP	5/8 OD Comp x 5/8 OD Fem. Comp x Water Hammer Arrestor	E33-43-14WHA-PL	40.82	12/72
TEE	RB	3/8 OD Fem. Comp x Water Hammer Arrestor x 3/8 OD Comp	E41-14WHA-31	38.34	12/72
TEE	CP	3/8 OD Fem. Comp x 3/8 OD Comp x Water Hammer Arrestor	E41-31-14WHA-PL	39.07	12/72

HOSE



Pattern	Finish	Description	Part Number	List CDNS\$	Box/Mstr
TEE	CP	Male Hose x Water Hammer Arrestor x Fem. Swivel Hose Long	E04-14WHA-04FL-PL	Call	12/72
TEE	RB	Fem. Swivel Hose x Male Hose x Water Hammer Arrestor	E04F-04-14WHA	39.29	12/72
TEE	CP	Fem. Swivel Hose Long x Male Hose x Water Hammer Arrestor	E04FL-04-14WHA-PL	Call	12/72

PEX - CRIMP



Pattern	Finish	Description	Part Number	List CDNS\$	Box/Mstr
TEE	RB	1/2 Crimpex x 1/2 Crimpex x Water Hammer Arrestor	EPX3-PX3-14WHA	31.47	12/72
TEE	RB	1/2 Crimpex x Water Hammer Arrestor x Fem. Swivel Hose	EPX3-14WHA-04F	38.93	12/72

ANG = Angle, STR = Straight, CP = Chrome Plated, RB = Rough Brass

See website for all standard products and specialty items. Call for project pricing.

Globe Style Valves

Plumbing



Heating



Balancing Valves & Venturions



Fittings



Optional Features for Globe Style Valves

LOCKSHIELD

Series	Modify Part Number	Part Number Example	Add to List CDN\$
2300	Add to part # - 9901	E2311-44- <u>9901</u>	4.75
11020	Add to part # - 2	11022-6105 <u>2</u>	6.16
11040	Add to part # - 4	11041-6113 <u>4</u>	6.16
12000	Add to part # - 4	12003-4000 <u>4</u>	6.16
21616 less Cap & Chain	Add to part # - 2	E21616- <u>42</u>	4.00
21616 with Cap & Chain	Replace "0000" in part # with 9901	E21616-4 <u>9901</u>	4.00

MEMORY

13000 Series	Add to part # - 6	13013-6113 <u>6</u>	18.60
--------------	-------------------	---------------------	-------

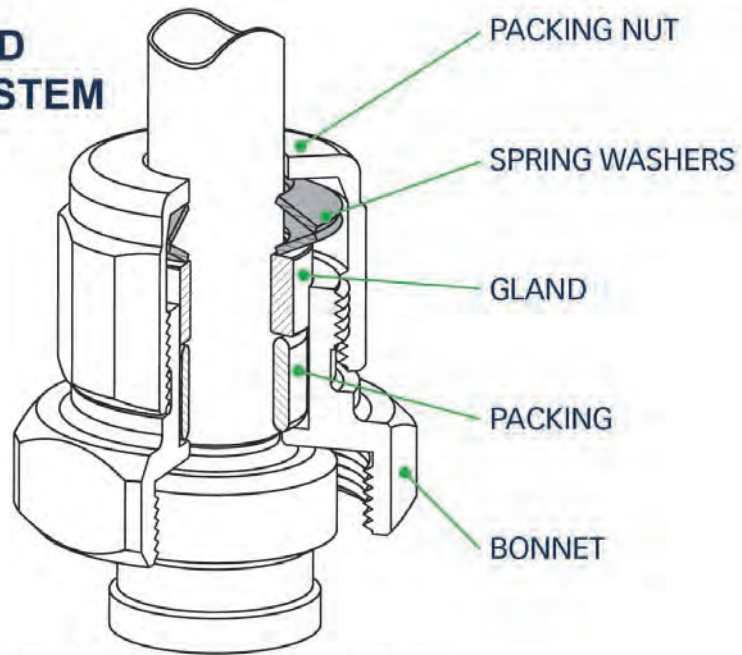
ANG = Angle, STR = Straight, CP = Chrome Plated, RB = Rough Brass

See website for all standard products and specialty items. Call for project pricing.

Globe Stops for Potable Water

dahl's UNIQUE SPRING-LOADED SELF-ADJUSTING PACKING SYSTEM

- No need to disassemble before soldering
– leave in open position
- DO NOT adjust packing nut
- Available with Lockshield



GLOBE VALVE PACKING SYSTEM
CUTAWAY VIEW

Compression Stops



Pattern	Finish	Description	Part Number	List CDN\$	Box/Mstr
STR	RB	E2311 1/2 C x 1/2 C	E2311-44	26.48	12/72
STR	RB	E2312 1/2 C x 1/2 C, w/waste	E2312-44	28.72	12/72
ANG	RB	E2313 1/2 C x 1/2 C	E2313-44	28.88	12/72
STR	RB	E2311 3/4 C x 3/4 C	E2311-66	38.01	6/36
STR	RB	E2312 3/4 C x 3/4 C, w/waste	E2312-66	40.26	6/36
ANG	RB	E2313 3/4 C x 3/4 C	E2313-66	50.31	6/36

Water Meter Valves



Pattern	Finish	Description	Part Number	List CDN\$	Box/Mstr
ANG	RB	E2307 3/4 C x 1/2 FIP	E2307-6142	64.06	6/36
ANG	RB	E2307 3/4 C X 3/4 FIP	E2307-6162	57.25	6/36
STR	RB	E2308 3/4 FI x 3/4 C	E2308-6461	90.72	6/36
STR	RB	2308 1FI x 1C	2308-8581	144.11	3/18

ANG = Angle, STR = Straight, CP = Chrome Plated, RB = Rough Brass

Globe Stops

Partition Stops

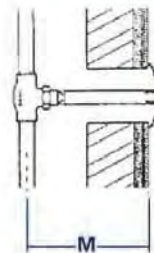
ELIMINATES THE NEED FOR ACCESS BOXES



No need to flush cut the tube, the extra deep stainless steel partition plate covers the protruding portion. No tube removal and no marking of the finished wall when cutting tube!

See **Repair Parts and Accessories** for Keys and Plates.

MINIMUM ROUGHING-IN DIMENSIONS	
VALVE SIZE	MIN "M"
1/2"	2-7/8"
3/4"	3-1/8"
Same for angle & straight patterns	



#9921 Partition Plate Sold Separately

Allow minimum 3" between hot and cold as partition plate has a diameter of 2-1/2"



Pattern	Finish	Description	Part Number	List CDN\$	Box/Mstr
STR	RB	E2310-K 1/2 C x 1/2 C Less Plate	E2310-442008	30.43	12/72
STR	RB	E2310-K 3/4 C x 3/4 C Less Plate	E2310-662008	48.28	6/36
ANG	RB	E2330-K 1/2 C x 1/2 C Less Plate	E2330-442008	32.55	12/72
ANG	RB	E2330-K 3/4 C x 3/4 C Less Plate	E2330-662008	48.12	6/36

Piggy-Back™ Drain Valves



Pattern	Finish	Description	Part Number	List CDN\$	Box/Mstr
STR	RB	E21616 1/2 C x 1/2 C x Hose L/Cap & Chain	E21616-4	32.05	12/72
STR	RB	E21616 3/4 C x 3/4 C x Hose L/Cap & Chain	E21616-6	39.48	10/60
STR	RB	E21616 1/2 C x 1/2 C x Hose W/Cap & Chain	E21616-40000	37.36	6/36
STR	RB	E21616 3/4 C x 3/4 C x Hose W/Cap & Chain	E21616-60000	52.26	6/36

Sediment Faucets



Pattern	Finish	Description	Part Number	List CDN\$	Box/Mstr
ANG	RB	E2316 1/2 Dual (C or M) Inlet	E2316-40	23.50	12/72
ANG	RB	E2316 3/4M Inlet	E2316-61	34.30	12/72
ANG	RB	E2316 3/4 C Inlet *	E2316-65	63.46	12/72

ANG = Angle, STR = Straight, CP = Chrome Plated, RB = Rough Brass

See website for all standard products and specialty items. Call for project pricing.

Ball Valves - Heavy Pattern

Union Ball Valves



Pattern	Finish	Description	Part Number	List CDN\$	Box/Mstr
STR	RB	51032 1/2 FIP x 1/2 C Union	51032-4101	110.88	6/36
STR	RB	51032 1/2 FIP x 1/2 Dual (C or M) Union	51032-4121	93.20	6/36
STR	RB	51032 3/4 F x 3/4 C Union	51032-6105	Call	6/36
STR	RB	51032 3/4 F x 3/4M Union	51032-6113	114.90	6/36
STR	RB	51036 3/4 C x 3/4 C Union	51036-6105	105.86	6/36
STR	RB	51036 3/4 C x 3/4M Union	51036-6113	112.16	6/36



Memory Feature with Cv Settings on the Dial Set at any Cv value from 1 to 8

- Optional on all 51000 series ball valves
- Simply dial the desired Cv value and tighten the set screw
- Valve can be closed at any time for service and will open to previous setting of flow



Hose and Drain Valves

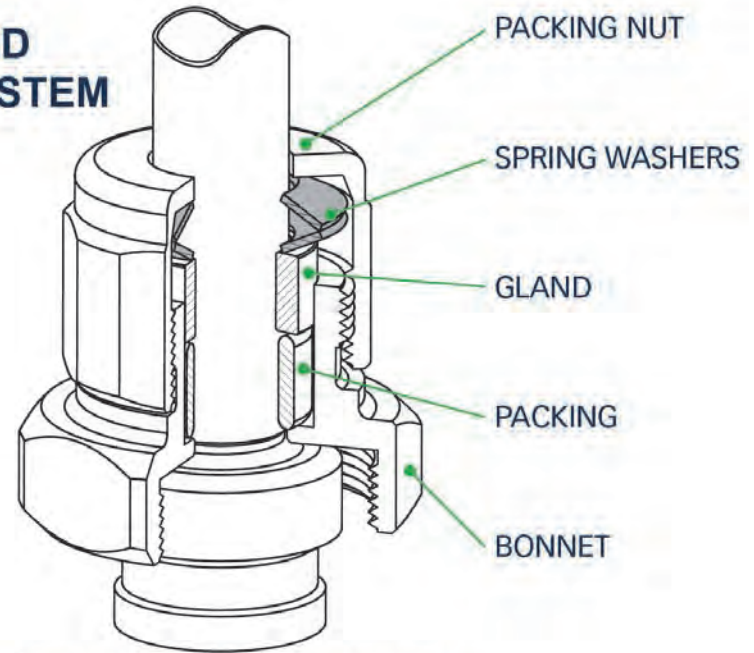


Pattern	Finish	Description	Part Number	List CDN\$	Box/Mstr
STR	RB	50430 3/4 F x Hose with Cap & Chain	50430-0	69.94	6/36
STR	RB	50430 1/2 F x Hose with Cap & Chain	50430-1	69.94	6/36
STR	RB	50430 3/4 C x Hose with Cap & Chain	50430-5	99.84	6/36

Globe Style Radiator Valves

dahl's UNIQUE SPRING-LOADED SELF-ADJUSTING PACKING SYSTEM

- No need to disassemble before soldering
– leave in open position
- DO NOT adjust packing nut
- Available with Lockshield



GLOBE VALVE PACKING SYSTEM
CUTAWAY VIEW

Heavy Pattern

- For Low Pressure Stream, Forced Water Heating and Cooling Systems.
- 250 PSI / 250°F
- 150WSP
- HI-Temp disc standard on all models

11040 SERIES F X UNION



Pattern	Finish	Description	Part Number	List CDN\$	Box/Mstr
ANG	RB	11041 1/2 F x 1/2 C Union	11041-4101	80.94	6/36
ANG	RB	11041 1/2 F x 1/2 Dual Union	11041-4112	74.66	6/36
STR	RB	11042 1/2 F x 1/2 C Union	11042-4101	82.58	6/36
STR	RB	11042 1/2 F x 1/2 Dual Union	11042-4112	76.29	6/36
STR	RB	11042 3/4 F x 1/2 Dual Union	11042-6121	103.34	6/36
ANG	RB	11041 3/4 F x 3/4 C Union	11041-6105	Call	6/36
ANG	RB	11041 3/4 F x 3/4M Union	11041-6113	85.55	5/30
STR	RB	11042 3/4 F x 3/4 C Union	11042-6105	102.43	6/36
STR	RB	11042 3/4 F x 3/4M Union	11042-6113	96.14	4/24
ANG	RB	11041 1 F x 1C Union	11041-8108	120.63	4/24
ANG	RB	11041 1 F x 1 M Union	11041-8114	110.14	3/18
STR	RB	11042 1 F x 1C Union	11042-8108	147.04	4/24
STR	RB	11042 1 F x 1 M Union	11042-8114	136.56	3/18
ANG	RB	11041 1-1/4 F x 1-1/4 M Union	11041-9115	169.94	2/12
ANG	RB	11041 1-1/4 F x 1-1/4 C Union	11041-9116	Call	2/12
STR	RB	11042 1-1/4 F x 1-1/4 M Union	11042-9115	164.28	2/12
STR	RB	11042 1-1/4 F x 1-1/4 C Union	11042-9116	185.24	2/12

ANG = Angle, STR = Straight, CP = Chrome Plated, RB = Rough Brass

See website for all standard products and specialty items. Call for project pricing.

Globe Style Radiator Valves

Heavy Pattern

11046 SERIES C X UNION

Pattern	Finish	Description	Part Number	List CDN\$	Box/Mstr
STR	RB	11046- 1/2 C x 1/2 C Union *	11046-4101	Call	6/36
STR	RB	11046- 1/2 C x 1/2 Dual Union *	11046-4112	Call	6/36
STR	RB	11046- 3/4 C x 3/4 C Union	11046-6105	109.62	4/24
STR	RB	11046- 3/4 C x 3/4M Union	11046-6113	Call	4/24
STR	RB	11046 3/4C X 1/2 Dual Union	11046-6121	103.34	4/24
STR	RB	11046- 1C x 1C Union	11046-8108	Call	2/12
STR	RB	11046- 1C x 1M Union *	11046-8114	Call	2/12

12000 SERIES F X F LESS UNION



Pattern	Finish	Description	Part Number	List CDN\$	Box/Mstr
ANG	RB	12003 1/2 F x 1/2 F	12003-4000	60.27	6/36
ANG	RB	12003 3/4 F x 3/4 F	12003-6000	68.34	6/36
ANG	RB	12003 1 F x 1 F	12003-8000	107.34	4/24
ANG	RB	12003 1-1/4 F x 1-1/4 F	12003-9000	153.75	2/12
STR	RB	12001 3/4 F x 3/4 F	12001-6000	86.74	4/24
STR	RB	12001 1F x 1F	12001-8000	107.90	4/24

Regular Pattern

- For Forced Water Heating and Cooling Systems.
- 200 PSI / 250°F

11001 SERIES F X F LESS UNION



Pattern	Finish	Description	Part Number	List CDN\$	Box/Mstr
STR	RB	11001 3/4 F x 3/4 F	11001-6000	51.00	6/36

11006 SERIES C X UNION



Pattern	Finish	Description	Part Number	List CDN\$	Box/Mstr
ANG	RB	11006 1/2 C x 1/2 C Union *	11006-4101	Call	12/72
ANG	RB	11006 1/2 C x 1/2 Dual Union *	11006-4112	Call	12/72
ANG	RB	11006 3/4 C x 3/4 C Union	11006-6105	55.56	6/36
ANG	RB	11006 3/4 C x 3/4M Union	11006-6113	68.09	6/36

11011 SERIES C X C LESS UNION



Pattern	Finish	Description	Part Number	List CDN\$	Box/Mstr
STR	RB	11011 1/2 C x 1/2 C	11011-4000	Call	12/72
STR	RB	11011 3/4 C x 3/4 C	11011-6000	56.52	6/36

ANG = Angle, STR = Straight, CP = Chrome Plated, RB = Rough Brass

Globe Style Radiator Valves

Regular Pattern

11020 SERIES C X UNION



Pattern	Finish	Description	Part Number	List CDN\$	Box/Mstr
STR	RB	11026 1/2 C x 1/2 C Union	11026-4101	Call	12/72
STR	RB	11026 1/2 C x 1/2 Dual Union	11026-4112	83.99	12/72
STR	RB	11026 3/4 C x 3/4 C Union	11026-6105	54.67	6/36
STR	RB	11026 3/4 C x 3/4M Union	11026-6113	60.96	6/36

11020 SERIES F X UNION



Pattern	Finish	Description	Part Number	List CDN\$	Box/Mstr
ANG	RB	11021 1/2 F x 1/2 Dual Union	11021-4112	41.12	12/72
STR	RB	11022 1/2 F x 1/2 Dual Union	11022-4112	43.26	12/72
ANG	RB	11021- 1/2 F x 1/2 C Union	11021-4101	Call	12/72
STR	RB	11022 1/2 F x 1/2 C Union	11022-4101	49.56	12/72
ANG	RB	11021 1/2F X 3/4C Union *	11021-4104	69.69	10/60
ANG	RB	11021- 1/2 F x 1/2 Dual Union, Black Handle	11021-41129	Call	12/72
STR	RB	11022 1/2 F x 1/2 Dual Union, Black Handle	11022-41129	Call	12/72
ANG	RB	11021 3/4 F x 3/4M Union	11021-6113	51.59	6/36
STR	RB	11022 3/4 F x 3/4M Union	11022-6113	54.67	6/36
ANG	RB	11021 3/4 F x 3/4 C Union	11021-6105	51.59	6/36
STR	RB	11022 3/4 F x 3/4 C Union	11022-6105	54.67	6/36

ANG = Angle, STR = Straight, CP = Chrome Plated, RB = Rough Brass

See website for all standard products and specialty items. Call for project pricing.

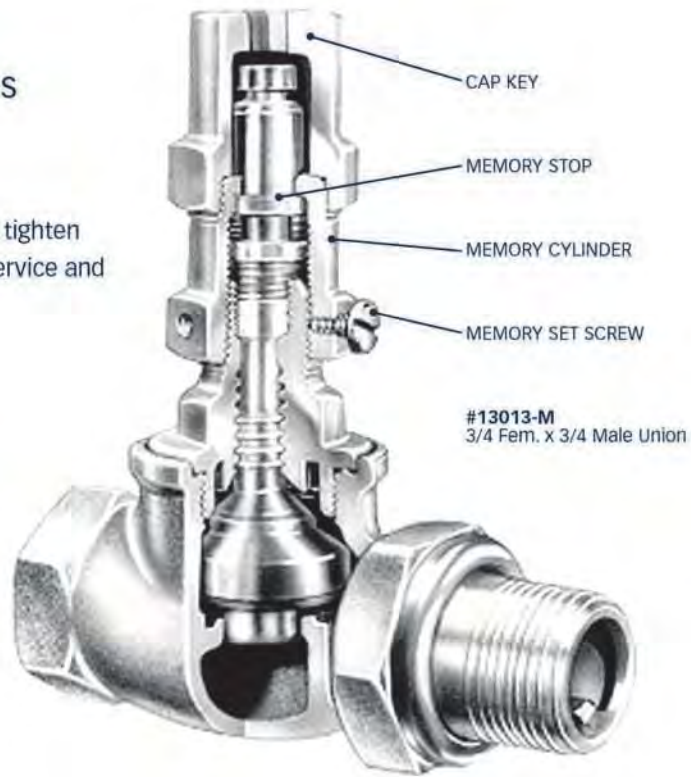
Balancing

Globe Style Radiator Valves

Memory Feature Globe Style Radiator Balancing Valves

Simply set memory cylinder to desired flow and tighten set screw. Valve may be closed at anytime for service and will re-open to previous setting of flow.

- Optional on all #13000 Series Balancing Valves
- No special tools required
- Cap is the operating key which also provides protection against tampering
- Valves give positive shut off when required for servicing of the system



13001 SERIES F X F



Pattern	Finish	Description	Part Number	List CDN\$	Box/Mstr
STR	RB	13001 3/4 F x 3/4 F	13001-6000	Call	6/36
STR	RB	13001 1F x 1F *	13001-8000	143.12	4/24
ANG	RB	13012 1/2 F x 1/2 Dual Union *	13012-4112	Call	6/36
ANG	RB	13012 3/4 F x 3/4M Union	13012-6113	127.59	5/30

13013 F X UNION



Pattern	Finish	Description	Part Number	List CDN\$	Box/Mstr
STR	RB	13013 1/2 F x 1/2 C Union	13013-4101	84.20	6/36
STR	RB	13013 1/2 F x 1/2 Dual Union	13013-4112	Call	6/36
STR	RB	13013 3/4F X 3/4C Union	13013-6105	107.15	5/30
STR	RB	13013 3/4 F x 3/4M Union	13013-6113	100.86	5/30
STR	RB	13013 1F x 1C Union	13013-8108	168.13	2/12
STR	RB	13013 1F x 1M Union	13013-8114	147.17	3/18
STR	RB	13013 1-1/4F x 1-1/4M Union	13013-9115	227.87	1/6
STR	RB	13013 1-1/4F x 1-1/4C Union	13013-9116	Call	2/12

13026 SERIES C X UNION

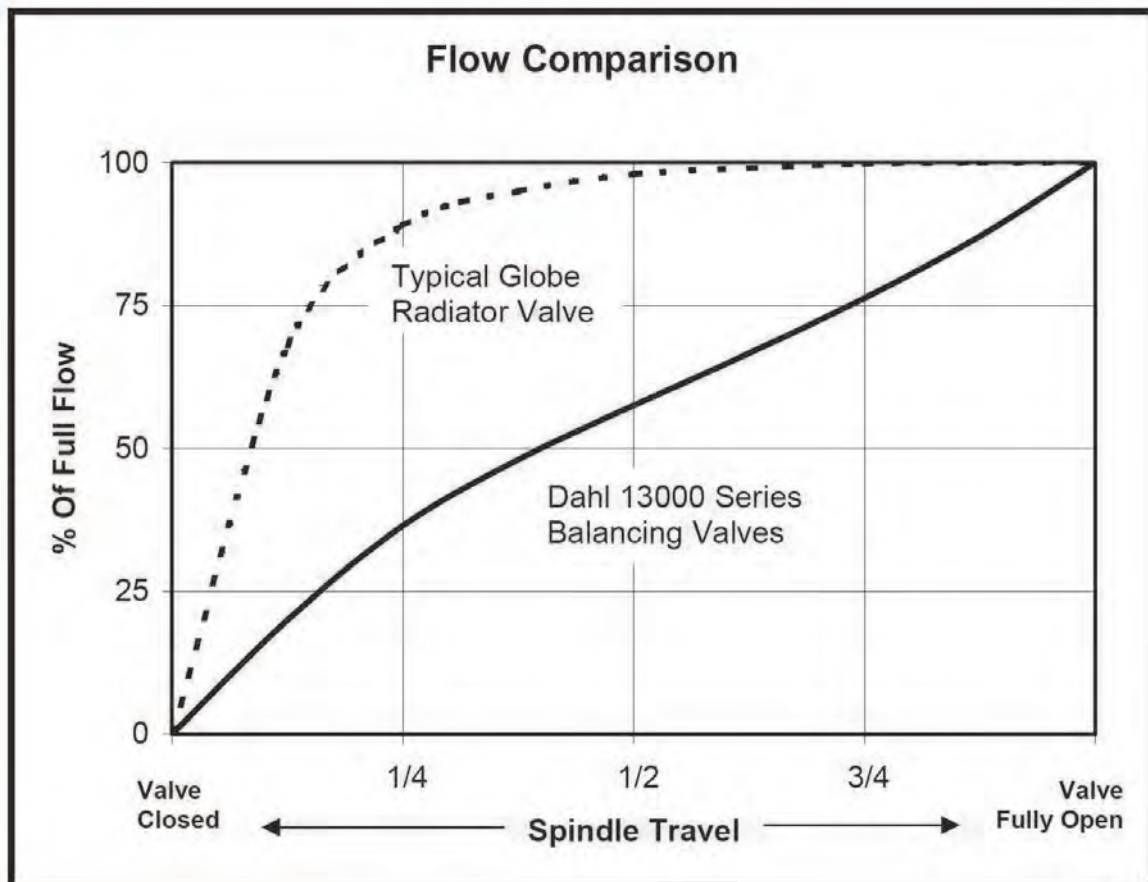
Pattern	Finish	Description	Part Number	List CDN\$	Box/Mstr
STR	RB	13026 1/2 C x 1/2 C Union *	13026-4101	Call	5/30
STR	RB	13026 3/4 C x 3/4 C Union	13026-6105	113.86	5/30
STR	RB	13026 3/4 C x 3/4M Union	13026-6113	Call	5/30
STR	RB	13026 1C x 1C Union	13026-8108	171.46	3/18

ANG = Angle, STR = Straight, CP = Chrome Plated, RB = Rough Brass

Balancing

**Dahl Brass Balancing Valves with Positive Shut Off
Heavy Pattern - Straight
For Steam, Forced Heating or Cooling Systems
13013 – Straight Pattern**

No. of Turns of Spindle from Closed Position	Cv = Flow in USGPM with 1 psi Pressure Difference Across Valve			
	1/2"	3/4"	1"	1-1/4"
1/2	1.1	2.0	2.1	4.7
1	1.6	2.6	2.8	5.5
2	2.0	3.8	3.2	7.0
3	-	-	4.3	9.5
4	-	-	7.6	13.0
Full Opened	2.9	5.3	12.0	18.0



dahl brothers canada limited

2600 S. SHERIDAN WAY, MISSISSAUGA, ONTARIO, CANADA L5J 2M4
 905-822-2330 CAN 800-268-5355 U.S. 800-268-2363
 FAX (905) 855-1450, USA AND CANADA 800-226-1801
www.sales@dahlvalve.com www.dahlvalve.com

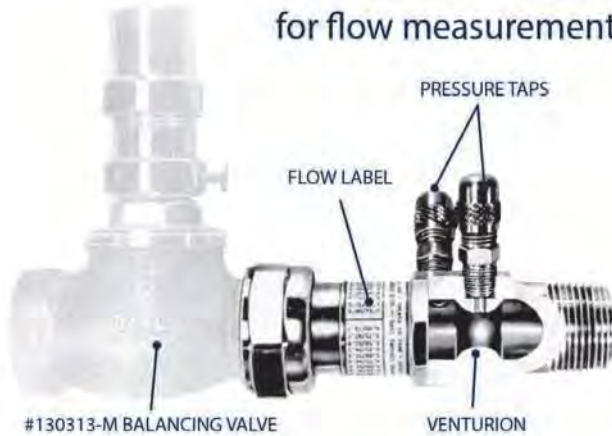
We reserve the right to alter prices and/or technical details without notice

ANG = Angle, STR = Straight, CP = Chrome Plated, RB = Rough Brass

See website for all standard products and specialty items. Call for project pricing.

Balancing Venturions

for flow measurement when balancing Heating and Cooling Systems



- Available on Memory Balancing Valves and Memory Ball Valves
- With #2000 Venturion, flow = 0.4 - 2.0 GPM
- With #6000 Venturion, flow = 1.75 - 6.0 GPM

As a Union on Dahl
Balancing Valves
(only two inches longer than
regular union)

Installation Friendly
Install next to valves or fittings,
upstream or downstream,
vertical or horizontal - no need
for straight pipe lengths before
or after the Venturion.

Simply measure the pressure
drop across the two taps and
read the flow on the label - no
need to search for data sheets
or specifications

As Independent Units



TECHNICAL DATA:

Cv across taps: 1.2 for #2000 Series, 3.9 for #6000 Series
Cv for complete unit = 1.5 for #2000 Series, 4.8 for #6000 Series

CONNECTIONS:

Threaded or Sweat, Specials on request.

ACCURACY:

#2000 Series to nearest 0.1 GPM, the #6000 Series to nearest 0.25 GPM

MATERIALS:

The Venturions are made of high quality brass with Schrader Access
Valves for pressure read-out, 1/4 OD flare connections.



Description	Part Number	List CDN\$	Box/Mstr
2201V 3/4M Union x 3/4M Venturion	2201V	118.00	4/24
2202V 3/4M Venturion x 3/4M Union	2202V	138.01	4/24
2203V 3/4 C Union x 3/4M Venturion	2203V	118.00	4/24
2204V 3/4M Venturion x 3/4 C Union	2204V	143.34	4/24
2206V 3/4 C Venturion x 3/4M Union	2206V	138.01	4/24
2208V 3/4 C Venturion x 3/4 C Union	2208V	143.34	4/24
2209V 1/2 M Union x 1/2 M Venturion	2209V	118.00	6/36
2801V 3/4M x 3/4M Venturion	2801V	89.08	6/36
2802V 3/4 C x 3/4 C Venturion	2802V	89.08	6/36
2805V 1/2 M x 1/2 M Venturion	2805V	89.08	4/24
6201V 3/4M Union x 3/4M Venturion	6201V	132.78	6/36
6202V 3/4M Venturion x 3/4M Union	6202V	136.88	2/12
6204V 3/4M Venturion x 3/4 C Union	6204V	142.20	2/12
6801V 3/4M x 3/4M Venturion	6801V	89.08	2/12

ANG = Angle, STR = Straight, CP = Chrome Plated, RB = Rough Brass

Balancing

Circuit Balancing Valve

Memory Feature with Venturions for Flow Measurement

- Flow must be in direction of arrow



13013 SERIES



Pattern	Finish	Description	Part Number	List CDN\$	Box/Mstr
STR	RB	13013M-V2 1/2M Venturion x 1/2 F	13013-42526	185.01	3/18
STR	RB	13013M-V2 3/4M Venturion x 3/4M Union	13013-62016	196.42	2/12
STR	RB	13013M-V2 3/4 F x 3/4M Venturion	13013-62516	189.82	2/12
STR	RB	13013M-V2 3/4M Venturion x 3/4 F	13013-62526	Call	2/12
STR	RB	13013M-V6 3/4 F x 3/4M Venturion	13013-66516	Call	2/12
STR	RB	13013M-V6 3/4M Venturion x 3/4 F	13013-66526	216.54	2/12

13026 SERIES

Pattern	Finish	Description	Part Number	List CDN\$	Box/Mstr
STR	RB	13026M-V2 3/4M Venturion x 3/4 C	13026-62526	239.45	2/12

51032 SERIES



Pattern	Finish	Description	Part Number	List CDN\$	Box/Mstr
STR	RB	51032M-V2 3/4 F x 3/4M Venturion	51032-62516	Call	2/12
STR	RB	51032M-V6 3/4M Venturion x 3/4 F	51032-66526	Call	2/12

51036 SERIES

Pattern	Finish	Description	Part Number	List CDN\$	Box/Mstr
STR	RB	51036M-V2 1/2M Venturion X 3/4C	51036-42526	190.90	2/12
STR	RB	51036M-V6 1/2M Venturion X 3/4C	51036-46526	202.53	2/12
STR	RB	51036M-V2 3/4C X 3/4M Venturion	51036-62516	190.90	2/12
STR	RB	51036M-V2 3/4M Venturion X 3/4C	51036-62526	190.90	2/12
STR	RB	51036M-V2 3/4C X 3/4C Venturion	51036-62536	206.84	2/12
STR	RB	51036M-V2 3/4C X Venturion X 3/4C	51036-62546	206.84	2/12
STR	RB	51036M-V6 3/4C X 3/4M Venturion	51036-66516	Call	2/12
STR	RB	51036M-V6 3/4M Venturion X 3/4C	51036-66526	191.06	2/12
STR	RB	51036M-V6 3/4C X 3/4C Venturion	51036-66536	Call	2/12
STR	RB	51036M-V6 3/4C Venturion X 3/4C	51036-66546	Call	2/12

ANG = Angle, STR = Straight, CP = Chrome Plated, RB = Rough Brass

See website for all standard products and specialty items. Call for project pricing.

Fittings for Hydronics

Adapters

COPPER - SOLDER FEMALE



Pattern	Finish	Description	Part Number	List CDN\$	Box/Mstr
STR	RB	1/2 Female Solder x 1/2 OD F FL, SAE 45° Flare	120-13-02	37.04	24/144
STR	RB	1/2 Female SolderC x 5/8 OD F FL, SAE 45° Flare	120-13-03	40.00	24/144
STR	RB	3/4 Female Solder x #12 JIC Male Flare	120-14-J12	16.96	44/220

Elbows - Union



Pattern	Finish	Description	Part Number	List CDN\$	Box/Mstr
ANG	RB	1/2 FIP x 1/2 Dual Union	18000-4112	21.07	12/72
ANG	RB	3/4 FIP X 3/4 C Union	18000-6105	33.29	12/72
ANG	RB	3/4 FIP x 3/4M Union	18000-6113	25.89	12/72
ANG	RB	1/2 FIP X 1/2 Fem Solder or 1/2 MIP	18000-41121	46.30	12/72

Reducing Couplings



Pattern	Finish	Description	Part Number	List CDN\$	Box/Mstr
STR	RB	1/2 MIP X 1-1/4 C Concentric	15053-0000	54.52	12/72
STR	RB	1/2 FIP X 1-1/4 C Concentric	15054-4000	56.15	12/72
STR	RB	1/2 FIP X 1-1/4 C Concentric with Air Vent	15054-4100	62.56	12/72

Tees

COPPER - SOLDER FEMALE



Pattern	Finish	Description	Part Number	List CDN\$	Box/Mstr
TEE	RB	3/8 Female Solder x 3/8 Nom (1/2 OD) Flare x 1/2 FIP, SAE 45° Flare	12-82-53	28.82	24/144
TEE	RB	1/2 Female Solder x 1/2 OD (3/8 Nom) Flare x 1/2 FIP, SAE 45° Flare	13-82-53	27.96	24/144
TEE	RB	3/4 Female Solder x 1/2 OD (3/8 Nom) Flare x 1/2 FIP, SAE 45° Flare	14-82-53	Call	12/72
TEE	RB	3/4 Female Solder x #12 JIC Male Flare x 1/2 FIP	14-J12-53	37.40	12/72

COPPER - SOLDER MALE



Pattern	Finish	Description	Part Number	List CDN\$	Box/Mstr
TEE	RB	1/2 Male Solder x 1/2 OD (3/8 Nom) Flare x 1/2 FIP, SAE 45° Flare	23-82-53	28.82	24/144
TEE	RB	1/2 Male Solder x 5/8 OD (1/2 Nom) Flare x 1/2 FIP, SAE 45° Flare	23-83-53	35.11	24/144

IRON - NPT FEMALE

Pattern	Finish	Description	Part Number	List CDN\$	Box/Mstr
TEE	RB	1/2 FIP x 1/2 OD (3/8 Nom) Flare x 1/2 FIP, SAE 45° Flare	53-82-53	26.30	12/72

Hangers and Straps

All Round™ Strapping



Tube Clamps



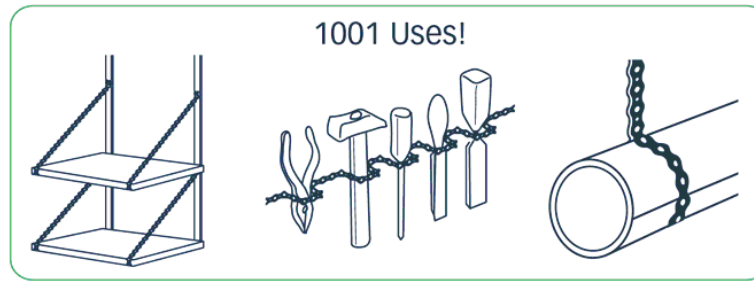
U-Clips



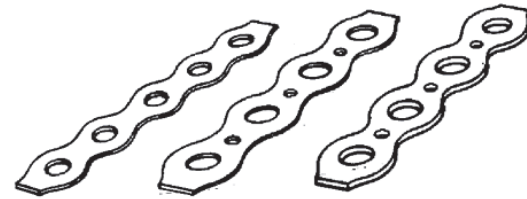
ANG = Angle, STR = Straight, CP = Chrome Plated, RB = Rough Brass
See website for all standard products and specialty items. Call for project pricing.

Hangers and Straps

All-Round Strapping



Handy Dispenser Carton



1/2" - 22GA | 3/4" - 24GA | 3/4" - 20GA

- 1/2" straps have 3/16" bolt holes
- 3/4" straps have large holes for 1/4" bolts and small 1/8" holes for screw or nails

GALVANIZED STEEL

Description	Max Load lbs	Part Number	List CDN\$	Box/Mstr
1/2" x 25' - 24 Gauge	95	9049	4.98	20
3/4" x 10' - 24 Gauge	130	9043	2.80	40
3/4" x 25' - 24 Gauge	130	9047	4.22	20
3/4" x 100' - 24 Gauge	130	9048	17.04	5
3/4" x 25' - 20 Gauge	210	9040	5.60	20
3/4" x 100' - 20 Gauge	210	9045	27.89	5

NYLON COATED (Galvanized Steel)

Description	Max Load lbs	Part Number	List CDN\$	Box/Mstr
1/2" x 10' - 24 Gauge	110	9090	7.76	40
1/2" x 25' - 24 Gauge	110	9080	17.11	20
3/4" x 25' - 24 Gauge	130	9085	19.10	20

SOLID COPPER

Description	Max Load lbs	Part Number	List CDN\$	Box/Mstr
1/2" x 10' - 22 Gauge	60	9053	12.18	40
1/2" x 25' - 22 Gauge	60	9050	19.68	20
3/4" x 25' - 24 Gauge	55	9060	24.29	20
3/4" x 25' - 20 Gauge	130	9070	31.02	20

STEEL

Description	Max Load lbs	Part Number	List CDN\$	Box/Mstr
1/2" x 10' - 22 Gauge	110	9015	2.31	40
1/2" x 25' - 22 Gauge	110	9010	3.15	20
3/4" x 10' - 24 Gauge	130	9021	2.54	40
3/4" x 25' - 24 Gauge	130	9020	3.67	20
3/4" x 100' - 24 Gauge	130	9025	13.72	5
3/4" x 25' - 20 Gauge	210	9030	6.67	20
3/4" x 100' - 20 Gauge	210	9035	28.61	5

* INDICATED MAXIMUM LOAD IS APPROXIMATELY 1/3 OF BREAKING LOAD FOR SINGLE STRAPS.

ANG = Angle, STR = Straight, CP = Chrome Plated, RB = Rough Brass

Hangers and Straps

Tube Clamps



- For 1/2" or 3/4" pipe
- Copper clad or solid copper
- Bags of 10 or 100 clamps with nails included

COPPER CLAD

Description	Part Number	List CDN\$	Box/Mstr
1/2" Copper Clad Tube Clamps, 100/bag	9100	13.73	10
1/2" Copper Clad Tube Clamps, 10/bag	9101	2.77	100
3/4" Copper Clad Tube Clamps, 100/bag	9125	16.44	5
3/4" Copper Clad Tube Clamps, 10/bag	9126	2.93	50

SOLID COPPER

Description	Part Number	List CDN\$	Box/Mstr
1/2" Solid Copper Tube Clamps, 100/bag	9115	28.84	10
1/2" Solid Copper Tube Clamps, 10/bag	9116	4.34	100
3/4" Solid Copper Tube Clamps, 100/bag	9133	45.16	5
3/4" Solid Copper Tube Clamps, 10/bag	9134	5.03	50

Tube Clamps Quantity Discount

5,000 - 24,999 pcs.	Extra 10%
25,000 - 49,999 pcs.	Extra 19%
50,000 pcs. and over	Extra 23.05%

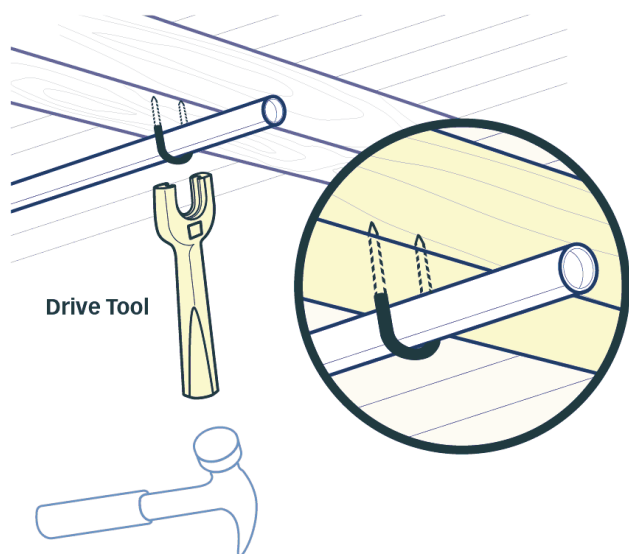
Any type and size Of **Tube Clamps** may be combined for quantity pricing but tube clamps may not be combined U-clips for quantity discounts.

ANG = Angle, STR = Straight, CP = Chrome Plated, RB = Rough Brass

See website for all standard products and specialty items. Call for project pricing.

Hangers and Straps

U-Clips



- 3x faster than conventional clips
- For 1/2" or 3/4" pipes
- Copper or nylon coated, no rust or corrosion problems
- Permits pipe expansion and contraction
- Clip can be soldered to pipe (for copper)

NOTE: Do not install without the Drive Tool, as this may result in deformation of both clip and water pipe.

The Drive Tool holds and drives the clip to correct depth and also gives the clip its final shape for maximum holding power and a good fit on the pipe to prevent rattling noises with expansions and contractions.

COPPER



Description	Part Number	List CDN\$	Box/Mstr
1/2" Copper, 100/bag	9170	52.21	10
1/2" Copper, 10/bag	9171	7.53	50
3/4" Copper, 50/bag	9175	33.33	20
3/4" Copper, 10/bag	9176	8.37	50

NYLON



Description	Part Number	List CDN\$	Box/Mstr
1/2" Nylon, 100/bag	9180	39.93	10
3/4" Nylon, 50/bag	9185	25.55	20

U-Clips - Drive Tools

- Guaranteed for life; if you break it, we'll replace it.

NYLON



Description	Part Number	List CDN\$	Box/Mstr
1/2", Nylon Head	9191	21.21	48
3/4", Nylon Head	9196	26.11	48

ANG = Angle, STR = Straight, CP = Chrome Plated, RB = Rough Brass

Test Caps

COPPER



- For pressure testing copper pipe systems
- Easier to solder than pressure caps
- For test and temporary use only
NOT for permanent installations
- 1/2" to 2" diameter sizes



Description	Test Pressure PSI	Part Number	List CDN\$	Box/Mstr
1/2" Test Caps, 50/bag	250	9151	16.73	10
3/4" Test Caps, 10/bag	250	9152	6.73	10
1" Test Caps, 10/bag	250	9153	6.73	10
1-1/4" Test Caps, 10/bag	200	9154	6.73	10
1-1/2" Test Caps, 10/bag	200	9155	8.96	10
2" Test Caps, 10/bag	200	9156	13.42	5

Test Caps Quantity Discount

1,500 – 50,000 pcs. Extra 10% Discount

Over 50,000 pcs. Extra 15% Discount

Different sizes of **Test Caps** may be combined for quantity discounts.

ANG = Angle, STR = Straight, CP = Chrome Plated, RB = Rough Brass

See website for all standard products and specialty items. Call for project pricing.

Repair Parts and Accessories

Globe Valves



Caps & Gaskets



Nuts, Sleeves & Plugs



Key & Handles



Plates



Slide Coupling



Repair Parts and Accessories

Globe Valve

Cartridges / Assemblies

11000/12000 SERIES (Radiator Valves)



Finish	Description	Part Number	List CDN\$	Box/Mstr
	Stem Assy for 11020 Series 3/4" with Black Handle	9987	46.54	12/72
	Stem Assy for 11020 Series 1/2" with Lockshield	9989	33.76	25/150
	Stem Assy for 11020 Series 3/4" with Lockshield	9995	41.39	25/150
RB	Stem Assy for 11020 Series 1/2" with Handle	9996	25.08	25/150
RB	Stem Assy for 11020 Series 3/4" with Handle	9997	26.97	18/108
	Stem Assy for 11040 Series 1/2" with Lockshield	109126	53.44	6/36
	Stem Assy for 11040 Series 3/4" with Lockshield	109129	Call	12/72
RB	Stem Assy for 11040 Series 3/4" with Handle	109131	48.80	6/36
RB	Stem Assy for 11040 Series 1/2" with Handle	109132	41.88	6/36
	Stem Assy for 11040 Series 1" with Handle	109134	Call	6/36

13000 SERIES (Balancing Radiator Valves)



Finish	Description	Part Number	List CDN\$	Box/Mstr
	Stem Assy for 1/2" 13000 Series with Memory	9127	Call	6/36
	Stem Assy for 3/4" 13000 Series with Memory	9128	96.83	6/36
	Stem Assy for 1" 13000 Series with Memory	9129	112.43	6/36
	Stem Assy for 1-1/4" 13000 Series with Memory	9130	142.87	6/36
	Stem Assy for 1/2" 13000 Series without Memory	109124	Call	12/72
	Stem Assy for 3/4" 13000 Series without Memory	109128	63.05	12/72
	Stem Assy for 1" 13000 Series without Memory	109139	73.28	12/72

2300 SERIES (Stops and Water Meter)



Finish	Description	Part Number	List CDN\$	Box/Mstr
RB	Stem Assy for 1/2" 2300 Series & Water Meter Valves with Handle	E9990	19.76	24/144
RB	Stem Assy for 3/4" 2300 Series & Water Meter Valves with Handle	E9991	32.47	18/108
RB	Stem Assy for 1/2" 2300 Series Partition Stops excluding Plate & Key	E9992	22.84	25/150
	Stem Assy for 3/4" 2300 Series Partition Stops excluding Plate & Key	E9994	27.96	
	Stem Assy w/lockshield for 1/2" 2300 Series Partition	E9988	Call	
	Stem Assy for 3/4" 2300 Series & Water Meter Valves with Lockshield	E109141	49.37	25/150
	Old Style Tube and Gland Assy for 1/2" and 3/4" Partition Stops	9923	19.86	25/150
	New Style Tube for Partition Stop	9926	9.45	25/150

ANG = Angle, STR = Straight, CP = Chrome Plated, RB = Rough Brass

See website for all standard products and specialty items. Call for project pricing.

Repair Parts and Accessories

Globe Valve

Nuts

Description	Part Number	List CDN\$	Box/Mstr
1 Union Nut	9708	25.82	6/36
1 1/4 Union Nut	9712	31.79	6/36
1/2 Union Nut	9982	9.53	25/150
3/4 Union Nut	9986	10.13	25/150

Tailpieces



Description	Part Number	List CDN\$	Box/Mstr
1 1/4 Copper Tailpiece	9404	30.77	6/36
1 1/4 Male Tailpiece	9835	35.53	6/36
3/4 Copper Fitting Tailpiece	9955	21.11	25/150
3/4 x 1/2 Copper Tailpiece	9958	29.93	25/150
1 Male Tailpiece	9965	23.49	6/36
1 Copper Tailpiece	9967	25.61	12/72
3/4 Copper Tailpiece with Air Vent	9969	33.17	12/72
1/2 Dual Tailpiece	9981	10.98	25/150
3/4 Copper Tailpiece	9983	12.61	25/150
3/4 x 1/2 Dual Tailpiece	9984	Call	25/150
3/4 Male Tailpiece	9985	13.57	25/150

Unions



Description	Part Number	List CDN\$	Box/Mstr
1 1/4 Copper Union	9400	52.08	6/36
3/4 Copper Fitting Union with Air Vent	9403	37.80	12/72
3/4 Copper Fitting Union	9800	30.46	25/150
1/2 x 3/4 Male Union	9811	34.58	12/72
3/4 x 3/8 Copper Union	9959	28.10	25/150
Tailpiece Wrench	9960	49.17	100/600
3/4 x 1/2 Copper Union	9961	28.80	25/150
3/4 x 1 1/4 Female Eccentric Union	9962	105.77	
1 Copper Union	9968	40.87	6/36
1/2 Copper Union	9970	22.58	25/150
3/4 Copper Union	9971	14.19	25/150
1/2 Dual Union	9972	21.72	25/150
3/4 Male Union	9973	22.86	25/150
1 Male Union	9974	Call	6/36
1 1/4 Male Union	9975	46.00	6/36
3/4 x 1/2 Dual Union	9976	21.85	25/150
3/4 x 1 1/4 Copper Eccentric Union	9977	73.82	6/36
3/4 x 1 1/4 Copper Ecc. Union with Air Vent	9978	87.08	6/36
3/4 Copper Union with Air Vent	9993	63.49	12/72

ANG = Angle, STR = Straight, CP = Chrome Plated, RB = Rough Brass

Repair Parts and Accessories

Caps & Gaskets



Description	Part Number	List CDN\$	Box/Mstr
20023 Cap & Chain	20023	8.58	50/300
2323-B Brass Drip Cap W/Gasket	2323-000	7.69	100/600
Vent Cap W/Gasket	2324	44.33	12/72
Waste Cap (includes "O" Ring), Old Style	9913	Call	100/600
Drain screw for mini-ball™ valve, complete with O-ring, Pkg of 25	MBDRAINSCREWPK25	48.79	24

Nuts Sleeves Plugs



Knurl feature indicates dahl•ECO lead-free

Description	Part Number	List CDN\$	Box/Mstr
1/4 OD Compression Nut, Rough Brass, Pkg of 25	NUT14BRPK25	19.90	25/150
3/8 OD Compression Nut, Plated, Pkg of 25	NUT38PLPK25	Call	25/150
7/8 OD Compression Nut, Rough Brass, Pkg of 25	NUT78BRPK25	Call	25/150
1/4 OD Compression Sleeve, Pkg of 25	SLV14PK25	10.85	25/150
3/8 OD Compression Sleeve, Pkg of 25	SLV38PK25	11.82	25/150
5/8 OD Compression Sleeve, Pkg of 25	SLV58PK25	Call	25/150
Comp Plug for 1/4 OD Comp Connections	EPLUG14PK25	17.37	25/150
Comp Plug for 3/8 OD Comp Connections	EPLUG38PK25	28.98	25/150
Comp Plug for 1/2 OD Comp Connections	EPLUG12PK25	52.78	25/150
Comp Plug for 5/8 OD Comp Connections	EPLUG58PK25	53.25	25/150

Keys & Handles

Handles



Description	Part Number	List CDN\$	Box/Mstr
Red Metal Handle & Screw	9932	5.32	25/150
Red Plastic Handle & Screw	9933	6.59	50/300
Black Plastic Handle & Screw	9934	5.83	25/150

Keys



Description	Part Number	List CDN\$	Box/Mstr
6" Access/Part Stop Key (Standard)	9951	8.26	25/150
Lockshield Key/ Loose Key	9941	2.71	100/600
Cap Key	9953	16.47	25/150
Cap Key for Memory Valves	9954	9.85	12/72
18" Access/Partition Stop Key	9956	Call	10
9" Access/Partition Stop Key	109130	18.36	
12" Access/Partition Stop Key	109140	29.73	

ANG = Angle, STR = Straight, CP = Chrome Plated, RB = Rough Brass

See website for all standard products and specialty items. Call for project pricing.

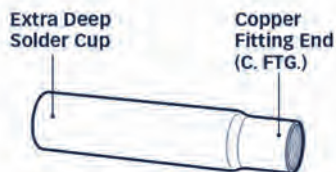
Repair Parts and Accessories

Plates



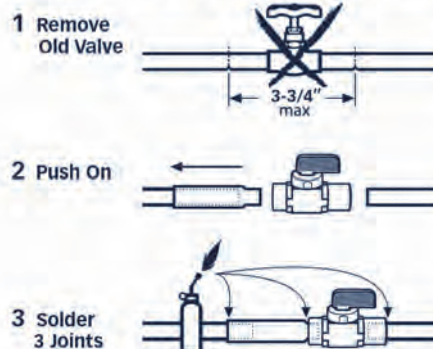
Description	Part Number	List CDN\$	Box/Mstr
Partition Plate - Deep (Diameter = 2.5")	9921	2.01	24/144
Access Plate - Flat (Diameter = 3 3/8")	9922	2.01	16/96
5/8 OD Escutcheon, pack of 25	PLATE58PK25	11.71	25

Slide Couplings



SIZE	OVER-ALL LENGTH	A CUT OUT LENGTH
1/2	3-1/4	3-3/4
3/4	5	5-1/2

EXAMPLE: Replace Old Valve



Can also be used as a pipe repair coupling - Simply cut off the Copper Fitting end.

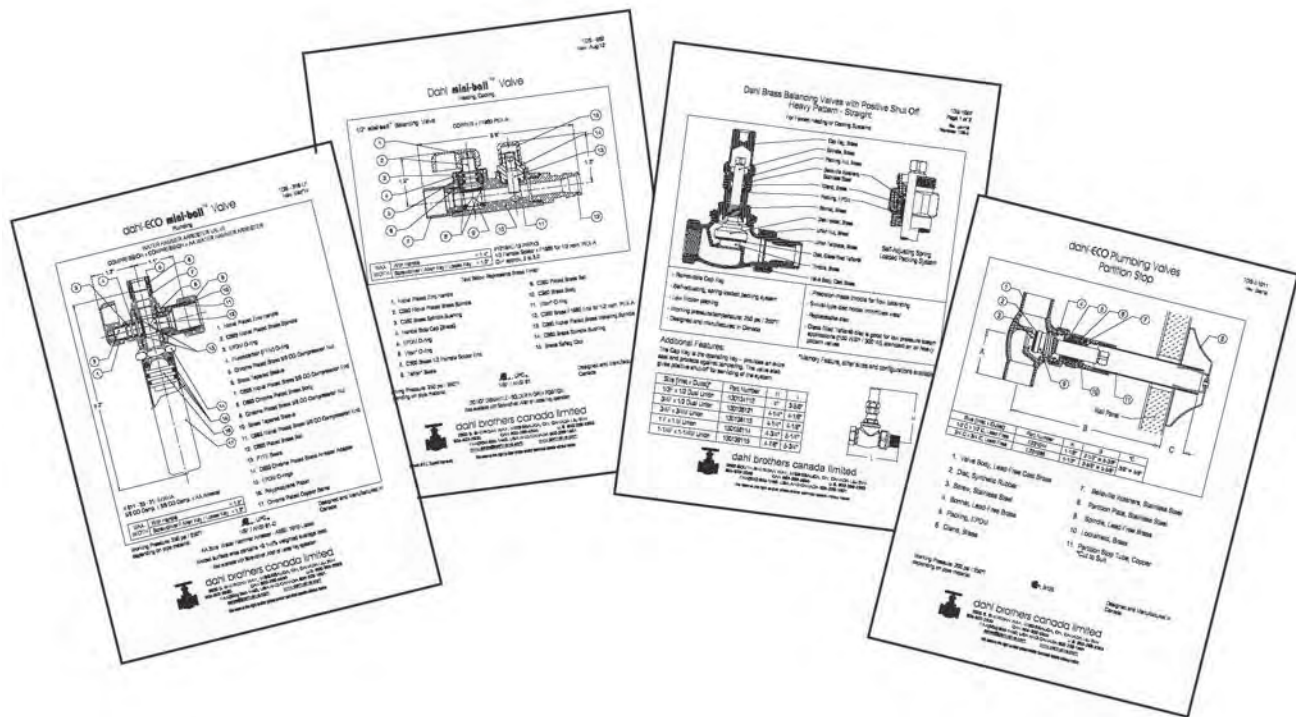


Pattern	Finish	Description	Part Number	List CDN\$	Box/Mstr
STR	Copper	17381 1/2 C x 1/2 C.Ftg Slide Coupling	17381-0000	4.43	24/144
STR	Copper	17382 3/4 C x 3/4 C.Ftg Slide Coupling	17382-0000	8.91	24/144

Technical Information

Submittal Sheets are available for **mini-ball™** valves, Globe Stops, Globe Style Radiator and Balancing Valves.

Visit **www.dahlvalve.com** or call
1-800-268-5355 from Canada
1-800-268-2363 from USA



Technical Information

ANG = Angle, STR = Straight, CP = Chrome Plated, RB = Rough Brass
 See website for all standard products and specialty items. Call for project pricing.

Technical Information

dahl•ECO™

mini-ball™ VALVES



STRAIGHT PATTERN



ANGLE PATTERN

WORKING PRESSURE

- Up to 250 PSI/25 °F depending on pipe material and end connections

HEAT RESISTANT

- Do not disassemble; solder in open position

CORROSION RESISTANT

- Highly resistant to dezincification and stress corrosion cracking
- Meets requirements of NSF 14 (ISO 6509 and ASTM B858)

LISTINGS, where required to

- CSA
- UPC (IAPMO)
- NSF/ANSI 372 (Formerly NSF/ANSI 61-G)

Meets CSA, IAPMO and ASME Flow Requirements

APPROXIMATE Cv (depending on pipe connections)

- 1/2 = 3.0
- 3/4 = 6.0

MATERIALS

- Brass Body
- Lead-Free compliant alloy
- Plated or Coated Zinc Handle
- PTFE, Fluorocarbon (FKM) and EPDM Seals

ADVANTAGES

- Exceeds Lead-Free* Compliance requirements.
- Quick 1/4 Turn on or off
- No adapters needed - thousands of models available
- Two stem O-Rings for safety
- Self-lubricating PTFE seals
- Compact design
- Drain/Waste models available
- Tamper Resistant operation available
- Multiple Applications for Plumbing and Heating
- dahl Quality - Each valve is tested before leaving our plant

*Lead-free means the weighted average lead content is less than 0.25% on wetted surface areas.

Technical Information

GLOBE STOPS



APPLICATION

- Potable Water Plumbing Systems

WORKING PRESSURES

- 200 PSI/250°F

LISTINGS

- CSA
- Meets full flow requirements

MATERIALS

- Cast brass body, Lead-Free† Compliant Alloy
- Smooth die cast Zinc Handle, Powder coated
- Spring-loaded self-adjusting EPDM packing system
- EPDM disc

GLOBE RADIATOR & BALANCING VALVES

REGULAR PATTERN

#11021-4112



APPLICATION

- Forced Water Heating & Cooling Systems

WORKING PRESSURES - REGULAR PATTERN

- Hot Water 200 PSI/250°F

WORKING PRESSURES - HEAVY PATTERN

- Steam 250 PSI/250°F (150 WSP with Hi-Temp disc)
- only heavy pattern with hi-temp disc
- not suitable for one-pipe systems

HEAVY PATTERN

#11042-4112



MATERIALS

- Cast brass body
- Smooth heat resistant plastic handle; molded in colour Handle, Powder coated
- Spring-loaded self-adjusting EPDM packing system
- EPDM disc (or Hi-Temp disc)

ADVANTAGES

- Maintenance Free - Spring-loaded self-adjusting packing system
- Field Proven - Specified and installed across Canada since the 1960's
- Dahl Quality - Each valve is tested before leaving our plant
- Heat Resistant - Do not disassemble; solder in open position

ANG = Angle, STR = Straight, CP = Chrome Plated, RB = Rough Brass

See website for all standard products and specialty items. Call for project pricing.

Technical Information

TYPICAL Cv VALUE FOR CONTROL VALVES

NOMINAL VALVE SIZE	TUBE O.D.	Cv VALUE
3/8	1/2	1.6
1/2	5/8	2.2 - 2.5
3/4	7/8	4.0

RECOMMENDED VELOCITY RANGE FOR BRANCH PIPING

	FPS	
	MAX	MIN
Residential	3.0	6.0
Commercial	6.0	6.0

3/8 has 3.4 times the resistance of 1/2"
3/8 will carry 50% of flow in 1/2 with same P.D.

PRESSURE DROP (PD) & VELOCITY (FPS) IN COPPER TUBE - TYPE "L"

FLOW USGPM	P.D. IN FT. OF WATER PER 10 FT. LENGTHS					
	3/8 (1/2 OD)		1/2 (5/8 OD)		3/4 (7/8 OD)	
	P.D.	FPS	P.D.	FPS	P.D.	FPS
1.0	0.8	2.2	0.3	1.4	0.05	0.66
1.4	1.6	3.1 ^R	0.5	1.9		
1.5	1.8	3.3	0.6	2.1		
2.5	4.0	5.5	1.3	3.4 ^R		
3.0	5.5	6.6 ^C	1.8	4.1	0.32	2.0
4.5			3.7	6.2 ^C		
5.0			4.4	6.9	0.8	3.3 ^R
6.0			5.1	8.3	1.1	4.0
7.0					1.4	4.6
8.0	R - Recommended Velocity Limit Residential				1.7	5.3
9.0	C - Recommended Velocity Limit Commercial				2.1	6.0 ^C
10.0					2.5	6.6

FLOW & PRESSURE DROP CALCULATIONS

The Cv value tells how many USGPM of water will flow through a valve with a pressure drop of 1 psi (= 2.31 feet water column).

If the Cv of a valve is 6.0, it means that we can measure a pressure drop of 2.31 feet of water across the valve when the flow is 6 USGPM.

The basic flow formula tells us that the pressure drop (Δp) varies with the square of the flow (F):

$$\frac{\Delta p_1}{\Delta p_2} = \left(\frac{F_1}{F_2}\right)^2 \quad \text{Hence: } \Delta p_2 = \left(\frac{F_2}{F_1}\right)^2 \Delta p_1 \quad \text{and} \quad F_2 = \sqrt{\frac{\Delta p_2}{\Delta p_1}} F_1$$

EXAMPLE: What is the pressure drop of a valve, Cv 6.0 with 9 USGPM?

$$\text{Solution: } \Delta p_2 = \left(\frac{F_2}{F_1}\right)^2 \Delta p_1 = \left(\frac{9}{6}\right)^2 2.31 \text{ Ft.} = 5.2 \text{ Ft.}$$

Technical Information

METRIC CONVERSION OF IMPERIAL UNITS IN THIS CATALOGUE

200 PSI/250w	1379.0 kPa/121°C	<p style="text-align: center;">FLOW RATES</p> <p>Convert m3/hour with 1 bar (= 14.5 psi) to USGPM/1 psi by multiplying with 1.17 1.0 M3/ hour with 1 bar = 1.17 USGPM/1 psi</p> <p style="text-align: center;">VALVE SIZES</p> <table border="1"> <tbody> <tr> <td>1/2</td> <td>13 mm</td> </tr> <tr> <td>3/4</td> <td>20 mm</td> </tr> <tr> <td>1</td> <td>25 mm</td> </tr> <tr> <td>1-1/4</td> <td>32 mm</td> </tr> <tr> <td>1-1/2</td> <td>38 mm</td> </tr> <tr> <td>2</td> <td>50mm</td> </tr> </tbody> </table>	1/2	13 mm	3/4	20 mm	1	25 mm	1-1/4	32 mm	1-1/2	38 mm	2	50mm
1/2	13 mm													
3/4	20 mm													
1	25 mm													
1-1/4	32 mm													
1-1/2	38 mm													
2	50mm													
150 PSI/300w	1034.2 kPa/148.9°C													
250 PSI/250°F	1723.7 kPa/121°C													
1500 PSI	10.342 MPa													
1800 PSI	12.411 MPa													
3000 PSI	20.684 MPa													
3500 PSI	24.132 MPa													
1-7/8"	47.6 mm													
3-3/8"	85.7 mm													
4"	101.6 mm													
6"	152.4 mm													
1 USGPM	0.0631 L/s													
1 PSI	6.895 kPa													
1 FPS	0.305 m/s													
1 INCH	25.4 mm													

SHOULD DIELECTRIC FITTINGS BE USED WITH DAHL VALVES?

Millions of Dahl castings have been installed in plumbing and heating systems in Canada during the past fifty years between steel riser connections and copper terminal circuitry.

Very few of these have been isolated with dielectric fittings, and we have not yet had a single report of galvanic corrosion problems. The casting alloy has a copper content between 80 and 85%, and the brass union or fittings have approximately 60%. These alloys are between the steel and the pure copper on the galvanic scale. The farther apart on the galvanic scale, the greater the risk of galvanic corrosion. Since these brass alloys are closer to steel than to copper, the risk of such corrosion is reduced.

Any survey of major installations in Ontario over the past 20 years would indicate that most of them have been made without dielectric fittings. This is because of the performance record of brass and also because dielectric unions are expensive and result in more joints, and hence, potential leaks in the system.

Technical Information

Sample Submittal Sheet Dahl Brass Balancing Valves with Positive Shut Off Heavy Pattern - Straight

For Steam, Forced Heating or Cooling Systems

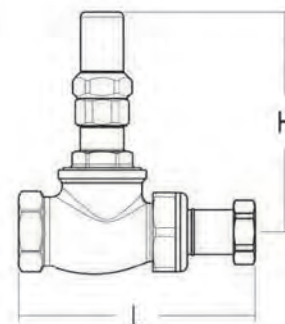
- Removable Cap Key
- Self-adjusting, spring-loaded packing system
- Low friction packing
- Working pressure/temperature: 250 psi / 250°F
- Designed and manufactured in Canada
- Precision-made throttle for flow balancing
- Swivel-type disc holder minimizes wear
- Replaceable disc
- Glass-filled PTFE disc is good for low pressure steam applications (150 WSP / 300 W), standard on all heavy pattern valves

Additional Features:

The Cap Key is the operating key – provides an extra seal and protects against tampering. The valve also gives positive shut-off for servicing of the system.

Size (Inlet x Outlet) *	Part Number	H	L
3/4F x 1/2F Union	130136118	4-1/4"	4-7/8"
3/4F x 3/4F Union	130136107	4-1/4"	4-7/8"

*Memory Feature, other sizes and configurations available



dahl brothers canada limited

2600 S. SHERIDAN WAY, MISSISSAUGA, ON, CANADA L5J 2M4
 905-822-2330 CAN 800-268-5355 U.S. 800-268-2363
 FAX(905) 855-1450, USA AND CANADA 800-226-1801
 www.sales@dahlvalve.com www.dahlvalve.com

We reserve the right to alter prices and/or technical details without notice

Table of Contents

Part Number Index

1					
109124	63	12003-8000	50	13026-6105	52
109126	63	12003-9000	50	13026-6113	52
109128	63	120-13-02	56	13026-62526	55
109129	63	120-13-03	56	13026-8108	52
109130	65	120-14-J12	56	13-82-53	56
109131	63	121-01-04	26	14-82-53	56
109132	63	121-01-04F	26	14-J12-53	56
109134	63	121-04-04F	25	15053-0000	56
109139	63	121-13-04	25	15054-4000	56
109140	65	121-13-PX3	28	15054-4100	56
11001-6000	50	121-14-CPX4	28	17381-0000	66
11006-4101	50	121-14-K4	28	17382-0000	66
11006-4112	50	121-14-PRPX4	28	18000-4112	56
11006-6105	50	121-14-PX5	28	18000-41121	56
11006-6113	50	121-23-04	25	18000-6105	56
11011-4000	50	121-50-50	33	18000-6113	56
11011-6000	50	121-50-60	33	2	
11021-4101	51	121-51-51	33	20023	65
11021-4104	51	121-51-61	33	211-01-04	26
11021-4112	51	121-52-04	25	211-33-04	25
11021-41129	51	121-52-52	33	211-33-04PK2	25
11021-6105	51	121-53-04	25	211-46-04	25
11021-6113	51	121-61-04	26	211-52-52	33
11022-4101	51	121-61-50	33	211-53-04	25
11022-4112	51	121-61-61	33	211-61-61	33
11022-41129	51	121-62-04	26	2201V	54
11022-6105	51	121-62-62	33	2202V	54
11022-6113	51	121BAL-01-CPX3	31	2203V	54
11026-4101	51	121BAL-01-K3	31	2204V	54
11026-4112	51	121BAL-01-PX3	31	2206V	54
11026-6105	51	121BAL-13-13	31	2208V	54
11026-6113	51	121BAL-13-CPX3	31	2209V	54
11041-4101	49	121BAL-13-EV3	31	221-01-04	26
11041-4112	49	121BAL-13-PRPX3	31	221-01-04PK2	26
11041-6105	49	121BAL-13-PX3	31	221-04F-04	25
11041-6113	49	121BAL-14-14	31	221-08-04	22
11041-8108	49	121BAL-14-CPX4	31	221-08-04PK2	22
11041-8114	49	121BAL-14-CPX5	31	221-13-04	25
11041-9115	49	121BAL-14-K4	31	221-23-04	25
11041-9116	49	121BAL-14-PX5	31	221-33-04	25
11042-4101	49	121BAL-54-54	32	221-33-04PK2	25
11042-4112	49	121BAL-PX3-PX3	32	221-46-04	25
11042-6105	49	121-K4-K4	30	221-52-50	33
11042-6113	49	121LB-04-04F	25	221-53-04	25
11042-6121	49	121LB-64-04	26	221-53-04PK2	25
11042-8108	49	12-82-53	56	221-64-04	26
11042-8114	49	13001-6000	52	221DH-01-04CC	26
11042-9115	49	13001-8000	52	221-EV3-04	26
11042-9116	49	13012-4112	52	221-PRPX3-04	26
11046-4101	50	13012-6113	52	221-PX3-04	26
11046-4112	50	13013-4101	52	221-PX3L-04	22
11046-6105	50	13013-4112	52	221-PX3L-04PK2	22
11046-6113	50	13013-42526	55	2308-8581	46
11046-6121	50	13013-6105	52	2323-000	65
11046-8108	50	13013-6113	52	2324	65
11046-8114	50	13013-62016	55	23-82-53	56
111-33-04	25	13013-62516	55	23-83-53	56
111-50-60	33	13013-62526	55	2801V	54
111-51-51	33	13013-66516	55	2802V	54
111-51-61	33	13013-66526	55	2805V	54
12001-6000	50	13013-8108	52	5	
12001-8000	50	13013-8114	52	50430-0	48
12003-4000	50	13013-9115	52	50430-1	48
12003-6000	50	13013-9116	52	50430-5	48
		13026-4101	52		
				51032-4101	48
				51032-4121	48
				51032-6105	48
				51032-6113	48
				51032-62516	55
				51032-66526	55
				51036-42526	55
				51036-46526	55
				51036-6105	48
				51036-6113	48
				51036-62516	55
				51036-62526	55
				51036-62536	55
				51036-62546	55
				51036-66516	55
				51036-66526	55
				51036-66536	55
				51036-66546	55
				510-41-30	34
				510-PX3-31	34
				511-04-04F-14WHA	42
				511-13-30	1
				511-13-31	1
				511-13-31-14WHA	39
				511-13-31-30	10
				511-13-31-31	10
				511-13-32	1
				511-13-32-14WHA	39
				511-30-30	28
				511-31-31	28
				511-32-30	28
				511-32-31	1
				511-33-04	23
				511-33-05	1
				511-33-05-14WHA	39
				511-33-30	1
				511-33-31	1
				511-33-31-14WHA	39
				511-33-31-30	10
				511-33-31-31	10
				511-33-32	1
				511-33-33	28
				511-33LE-31	7
				511-41-30	8
				511-41-30-14WHA	40
				511-41-30-30	11
				511-41-31	8
				511-41-31-14WHA	40
				511-41-31-30	11
				511-41-31-31	11
				511-41-31-32	11
				511-42-30	8
				511-42-31	8
				511-42-32	8
				511-42-32-14WHA	40
				511-4466-31	2
				511-4466-31-14WHA	39
				511-46-30	2
				511-46-31	2
				511-46-31-14WHA	39
				511-46-31-30	10
				511-46-31-31	10
				511-46-32	2
				511-50-60	33
				511-51-51	33

Table of Contents

Part Number Index

511-51-61	33	520-PX3-31	34	521-53-31	3	611-04F-04-14WHA	42
511-52-30	3	520-PX3-31-PK2	34	521-53-53	29	611-13-01	28
511-52-31	3	520-PX3-33	34	521-54-54	29	611-13-30	1
511-52-31-14WHA	39	521-01-04	24	521-54-PRPX5	29	611-13-31	1
511-52-32	3	521-01-04F	24	521-61-04	24	611-13-31-14WHA	39
511-53-01	29	521-04-04F	23	521-61-30	3	611-13-31-30	10
511-53-05	3	521-04-04F-14WHA	42	521-61-50	33	611-13-31-31	10
511-53-13	29	521-13-01	28	521-61-61	33	611-13-32	1
511-53-30	3	521-13-04	23	521-62-04	24	611-13-32-14WHA	39
511-53-31	3	521-13-13	28	521-62-62	33	611-32-31	1
511-53-31-14WHA	39	521-13-13D	27	521-64-PRPX5	29	611-33-01	28
511-53-31-30	10	521-13-23	28	521-CPX3-31	3	611-33-01-14WHA	42
511-53-31-31	10	521-13-30	1	521-CPX3-CPX3	29	611-33-01-30	10
511-53-32	3	521-13-31	1	521-CPX5-CPX5	29	611-33-01-31	10
511-53-53	29	521-13-61	28	521-EV3-13	30	611-33-04	23
511-53-L5	3	521-13-CPX3	28	521-EV3-30	4	611-33-04-14WHA	42
511-54-54	29	521-13-K3	28	521-EV3-31	4	611-33-04PK2	23
511-63LE-31	7	521-13-PRPX3	28	521-EV3-EV3	30	611-33-05	1
511-63LE-52	7	521-13-PX2	28	521-EV3-EV3D	27	611-33-30	1
511-CPX2-31	3	521-13-PX3	28	521-EV5-EV5	30	611-33-31	1
511-CPX3-31	3	521-14-14	28	521-K3-31	4	611-33-31-14WHA	39
511-CPX3-31-14WHA	39	521-14-14D	27	521-K3-K3	30	611-33-31-30	10
511-EV3-30	4	521-14-24	28	521-K3-K3D	27	611-33-31-31	10
511-EV3-31	4	521-14-54	28	521LB-04-04F	23	611-33-32	1
511-EV3-31-14WHA	40	521-14-CPX5	28	521LB-13-13	28	611-33-53	28
511-EV3-31-30	11	521-14-PRPX5	28	521LB-13-13D	27	611-33-L5-14WHA	39
511-EV3-31-31	11	521-14-PX5	28	521LB-13-23	28	611-33LE-05	7
511-K3-31	4	521-14-PX5D	27	521LB-13-PRPX3	28	611-33LE-31	7
511-K3-31-14WHA	40	521-23-04	23	521LB-33-33	28	611-35-31	1
511-K3-31-30	11	521-23-23	28	521LB-33-33L	21	611-41-31	8
511-K3-31-31	11	521-23-30	1	521LB-33-33LD	21	611-41-31-14WHA	40
511-PRPX3-30	4	521-23-31	1	521LB-46-46	29	611-41-31-30	11
511-PRPX3-31	4	521-23L-30	1	521LB-46-46D	27	611-41-31-31	11
511-PRPX3-31-14WHA	39	521-23L-31	1	521LB-64-04	24	611-42-31	8
511-PRPX3-31-30	11	521-23L-PRPX3	28	521LB-PRPX3-PRPX3	30	611-42-32	8
511-PRPX3-31-31	11	521-23L-PX3	28	521LB-PRPX3-PRPX3D	27	611-4466-30	2
511-PRPX3LE-31	7	521-23-PX3	28	521LB-QG3-QG3	30	611-4466-31	2
511-PX2-31	4	521-24-24	28	521LB-QG3-QG3D	27	611-46-04	23
511-PX3-01	29	521-24-PX5	28	521-PRPX3-30	4	611-46-30	2
511-PX3-30	4	521-30-30	28	521-PRPX3-31	4	611-46-31	2
511-PX3-31	4	521-31-31	28	521-PRPX3-PRPX3	30	611-46-31-14WHA	39
511-PX3-31-14WHA	40	521-33-30	1	521-PRPX3-PRPX3D	27	611-46-31-30	10
511-PX3-31-31	11	521-33-31	1	521-PRPX5-PRPX5	30	611-46-31-31	10
511-PX3-32	4	521-35-35L	21	521-PRPX5-PRPX5D	27	611-46-32	2
511-PX3LE-31	7	521-35-35LD	21	521-PX2-PX2	29	611-52-30	3
511-PX3-PX2	29	521-4466-30	2	521-PX3-01	29	611-52-31	3
511-PX3-PX3	29	521-4466-31	2	521-PX3-30	4	611-52-31-14WHA	39
511-PX5-PX5	29	521-46-30	2	521-PX3-31	4	611-52-32	3
511-QG3-30-14WHA	40	521-46-31	2	521-PX3-33	29	611-52-52	33
511-QG3-31	6	521-46-46	29	521-PX3-PX2	29	611-53-01	29
511-QG3-31-14WHA	40	521-46-46D	27	521-PX3-PX3	29	611-53-01-30	10
511-QG3-31-30	11	521-46-53	29	521-PX3-PX3D	27	611-53-01-31	10
511-QG3-31-31	11	521-50-50	33	521-PX5-PX5	29	611-53-04	24
511-QG3-32	6	521-50-60	33	521-PX5-PX5D	27	611-53-05	3
511-QG3-32-14WHA	40	521-51-51	33	521-QG3-30	6	611-53-30	3
520-13-CPX3	34	521-51-61	33	521-QG3-PX2	30	611-53-31	3
520-K3-01	34	521-52-04	24	521-QG3-PX3	30	611-53-31-14WHA	39
520-K3-53	34	521-52-30	3	53-82-53	56	611-53-31-30	10
520-K3-PRPX3	34	521-52-31	3	6		611-53-31-31	10
520-K3-PX3	34	521-52-52	33	610-01-31	35	611-53-32	3
520-PRPX3-30	34	521-52-62	33	610-PX3-31	35	611-53-53	29
520-PRPX3-31	34	521-53-01	29	611-01-04	24	611-53-L5	3
520-PRPX3-PRPX3	34	521-53-04	24	611-01-04-14WHA	42	611-61-61	33
520-PRPX3-PX3	34	521-53-13	29	611-01-31	3	611-63LE-31	7
520-PX3-30	34	521-53-30	3	611-01-33	29	611-63LE-52	7

Table of Contents

Part Number Index

611-CPX3-31	3	621-13-30	1	9085	58	9976	64
611-CPX3-31-14WHA	39	621-13-31	1	9090	58	9977	64
611-EV3-05	4	621-23-04	23	9100	59	9978	64
611-EV3-30	4	621-23-30	1	9101	59	9981	64
611-EV3-31	4	621-23-PX3	28	9115	59	9982	64
611-EV3-31-14WHA	40	621-33-04	23	9116	59	9983	64
611-EV3-31-30	11	621-33-04PK2	23	9125	59	9984	64
611-EV3-31-31	11	621-33-30	1	9126	59	9985	64
611-K3-31	4	621-33-31	1	9127	63	9986	64
611-K3-31-14WHA	40	621-46-04	23	9128	63	9987	63
611-PRPX3-05	4	621-46-30	2	9129	63	9989	63
611-PRPX3-30	4	621-46-31	2	9130	63	9993	64
611-PRPX3-31	4	621-46-32	2	9133	59	9995	63
611-PRPX3-31-14WHA	39	621-52-30	3	9134	59	9996	63
611-PRPX3-31-30	11	621-52-31	3	9151	61	9997	63
611-PRPX3-31-31	11	621-52-32	3	9152	61	E	
611-PRPX3LE-31	7	621-52-50	33	9153	61	E01-01-33-PL	36
611-PX2-31	4	621-53-04	24	9154	61	E04-14WHA-04FL-PL	43
611-PX3-30	4	621-53-04PK2	24	9155	61	E04F-04-14WHA	43
611-PX3-31	4	621-53-30	3	9156	61	E04FL-04-14WHA-PL	43
611-PX3-31-14WHA	40	621-53-31	3	9170	60	E109141	63
611-PX3-31-30	11	621-53-32	3	9171	60	E13-2276	18
611-PX3-31-31	11	621-62-53	29	9175	60	E13-2277	16
611-PX3-32	4	621-64-04	24	9176	60	E13-2278	16
611-PX3-33	29	621-CPX3-31	3	9180	60	E13-2296	18
611-PX3LE-31	7	621DH-01-04CC	24	9185	60	E21616-4	47
611-PX3-PX3	29	621-EV3-04	24	9191	60	E21616-40000	47
611-QG3-30-14WHA	40	621-EV3-30	4	9196	60	E21616-6	47
611-QG3-31	6	621-EV3-31	4	9400	64	E21616-60000	47
611-QG3-31-14WHA	40	621-K3-31	4	9403	64	E2307-6142	46
611-QG3-31-30	11	621-PRPX3-04	24	9404	64	E2307-6162	46
611-QG3-31-31	11	621-PRPX3-30	4	9708	64	E2308-6461	46
611-QG3-32	6	621-PRPX3-31	4	9712	64	E2310-442008	47
611-QG3-32-14WHA	40	621-PX2L-30	22	9800	64	E2310-662008	47
620-01-K3	35	621-PX3-04	24	9811	64	E2311-44	46
6201V	54	621-PX3-30	4	9835	64	E2311-66	46
6202V	54	621-PX3-31	4	9913	65	E2312-44	46
620-30-04F	36	621-PX3-33	29	9921	66	E2312-66	46
620-31-04F	35	621-PX3L-04	22	9922	66	E2313-44	46
620-32-04F	35	621-PX3L-04PK2	22	9923	63	E2313-66	46
6204V	54	621-PX3L-30	22	9926	63	E2316-40	47
620-62-04	35	621-PX3-PX3	29	9932	65	E2316-61	47
620-PRPX3-01	35	621-QG3-30	6	9933	65	E2316-65	47
620-PRPX3-04F	35	621-QG3-31	6	9934	65	E2330-442008	47
620-PRPX3-13	35	621-QG3-QG3	30	9941	65	E2330-662008	47
620-PRPX3-23	35	6801V	54	9951	65	E30-30-14WHA	43
620-PRPX3-31	35	9		9953	65	E31-31-14WHA	43
620-PX3-04F	35	9010	58	9954	65	E33-2211	19
620-PX3-31	35	9015	58	9955	64	E33-2212	19
620-PX3-33	35	9020	58	9956	65	E33-2276	18
620-QG3-04F	36	9021	58	9958	64	E33-2277	16
621-01-04	24	9025	58	9959	64	E33-2278	16
621-01-04PK2	24	9030	58	9960	64	E33-2296	18
621-01-30	3	9035	58	9961	64	E33-2298	16
621-01-31	3	9040	58	9962	64	E33-2367	16
621-01-33	29	9043	58	9965	64	E33-2386-A	9
621-01-53	29	9045	58	9967	64	E33-33-51	36
621-01-K3	29	9047	58	9968	64	E33-4000	12
621-04F-04	23	9048	58	9969	64	E33-4001	12
621-04F-04-14WHA	42	9049	58	9970	64	E33-4002	12
621-08-04	22	9050	58	9971	64	E33-43-14WHA-PL	43
621-08-04PK2	22	9053	58	9972	64	E33-43-43-PL	14
621-08-30	22	9060	58	9973	64	E33-5000	12
621-13-04	23	9070	58	9974	64	E33-5001	12
621-13-13	28	9080	58	9975	64	E33-5001-WHA	41

Table of Contents

Part Number Index

E33-5003	12	EPX3-PX3-14WHA	43
E33-6000	12	EQG3-2211	20
E33-6000-WHA	41	EQG3-2212	19
E33-6001	12	EQG3-2276	18
E33-6001-WHA	41	EQG3-2277	17
E41-14WHA-31	43	EQG3-2278	17
E41-2236	20	EQG3-2296	18
E41-2363	20	EQG3-2297	17
E41-31-14WHA-PL	43	EQG3-2298	17
E41-31-30	36	EQG3-2386-A	9
E41-31-30-PL	36	EQG3-4000	13
E41-31-31	36	EQG3-4000-WHA	41
E41-31-31-PL	36	EQG3-4001	13
E43-43-33-PL	14	EQG3-4001-WHA	41
E43-43-46-PL	15	EQG3-43-43-PL	15
E43-43-53-PL	15	EQG3-5000	13
E43-43-PX3-PL	15	EQG3-5000-WHA	41
E43-43-QG3-PL	15	EQG3-5001	13
E46-2276	18	EQG3-5001-WHA	41
E46-2277	16	EQG3-6000	13
E46-2278	16	EQG3-6000-WHA	41
E46-2297	16	EQG3-6001	13
E46-43-43-PL	15	EQG3-6001-WHA	41
E46-6000	12	M	
E53-2276	18	MBDRAINSCREWPK25	65
E53-2278	16	N	
E53-2298	16	NUT14BRPK25	65
E53-2386-A	9	NUT38PLPK25	65
E53-4000	13	NUT78BRPK25	65
E53-4001	13	P	
E53-4003	13	PLATE58PK25	66
E53-43-43-PL	15	S	
E53-5002	13	SLV14PK25	65
E53-6000	13	SLV38PK25	65
E53-6001	13	SLV58PK25	65
E53-6003	13		
E9988	63		
E9990	63		
E9991	63		
E9992	63		
E9994	63		
EPLUG12PK25	65		
EPLUG14PK25	65		
EPLUG38PK25	65		
EPLUG58PK25	65		
EPRPX3-4000	13		
EPRPX3-4001	13		
EPRPX3-5000	13		
EPRPX3-5001	13		
EPRPX3-6000	13		
EPRPX3-6001	13		
EPRPX3-PRPX3-53	36		
EPX3-14WHA-04F	43		
EPX3-2211	19		
EPX3-2386-A	9		
EPX3-4000	13		
EPX3-4001	13		
EPX3-4001-WHA	41		
EPX3-43-43-PL	15		
EPX3-5000	13		
EPX3-5001	13		
EPX3-5001-WHA	41		
EPX3-6000	13		
EPX3-6001	13		
EPX3-6001-WHA	41		

VISIT OUR WEBSITE
FOR ALL STANDARD PRODUCTS AND SPECIALTY ITEMS

RADIATOR VALVES



11020 SERIES



11040 SERIES



51000 SERIES

DRAIN VALVES



PIGGY-BACK™
with Cap & Chain

STOP & WASTE VALVES



2312 SERIES

SEDIMENT FAUCET



2316 SERIES



Nylon Coated | Galvanized | Steel | Copper

All Round™ STRAPPING



TUBE CLAMPS



U-CLIPS & DRIVE TOOLS

www.dahlvalve.com

dahl

dahl Brothers Canada Limited
2600 South Sheridan Way,
Mississauga, ON, Canada L5J 2M4
www.dahlvalve.com

1.800.268.5355 CAN Toll-Free
1.800.268.2363 U.S. Toll-Free
1.800.226.1801 CAN & U.S. Fax
sales@dahlvalve.com E-mail