



Buy it for looks. Buy it for life.®

Specifications

FAUCET DESCRIPTION

- Metal construction with chrome plated, pewter, oil rubbed bronze, or brushed nickel finishes
- Includes showerhead, arm, flange and diverter spout

OPERATION

- Lever style handle with temperature indicator on the escutcheon, pull-on/push-off operation
- Temperature operates through an 180° arc of handle travel (full cold to full hot)
- Adjustable temperature limit stop to control maximum hot water temperature
- Pressure balancing mechanism maintains selected discharge temperature to $\pm 2^\circ$


FLOW

- Showerhead limited to 2.5 gpm (9.5 L/min)

CARTRIDGE

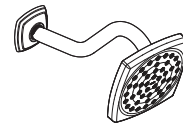
- 1225® cartridge design
- Nonmetallic/nonferrous and stainless steel materials
- Accommodates back to back installations

STANDARDS

- Third party certified to ASME A112.18.1M/CSA B-125, and all applicable requirements referenced therein
- **ADA**  for lever handles

WARRANTY

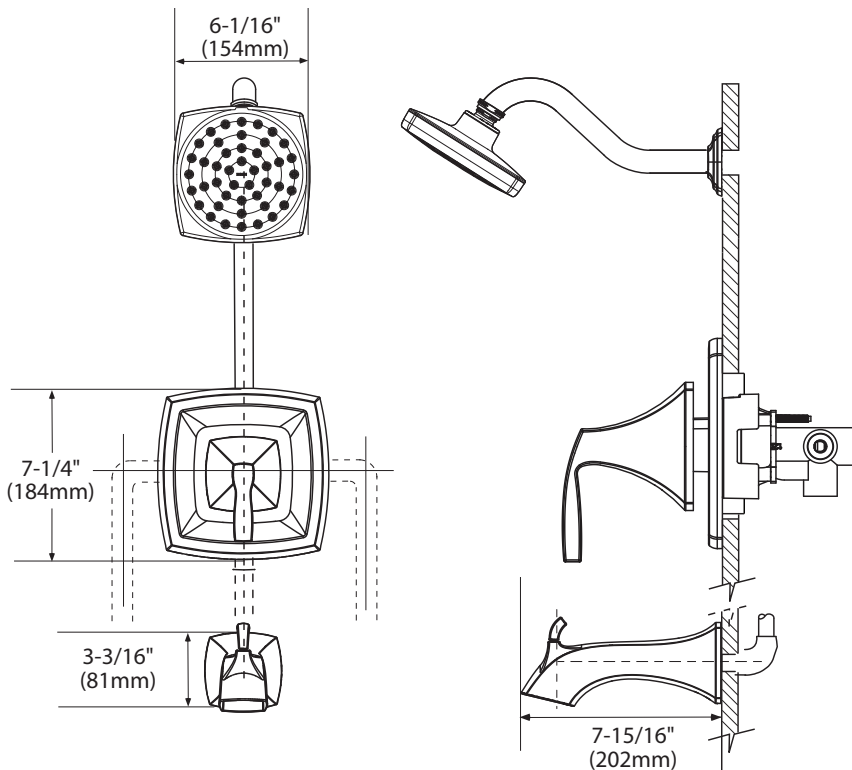
- Lifetime limited warranty against leaks, drips and finish defects to the original consumer purchaser
- 5 year warranty if used in commercial installations



VOSS™ MOENTROL® Single-Handle Tub/Shower Trim Only

Models: T3691 series - valve trim only
T3692 series - shower trim only
T3693 series - tub/shower trim

Valves: 63100, 3500 Series



CRITICAL DIMENSIONS

(DO NOT SCALE)



FOR MORE INFORMATION CALL: 1-800-BUY-MOEN

www.moen.com