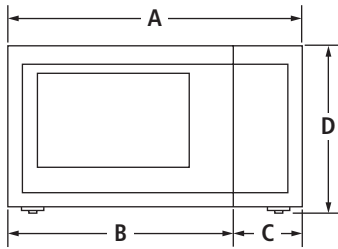


BUILT-IN/COUNTERTOP MICROWAVE OVEN

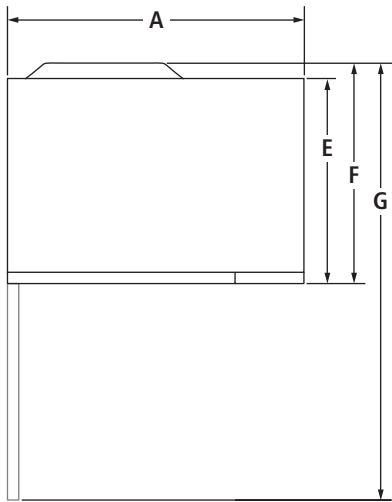
JMC1116A – 21¾" x 13" x 17¾"

PRODUCT DIMENSIONS

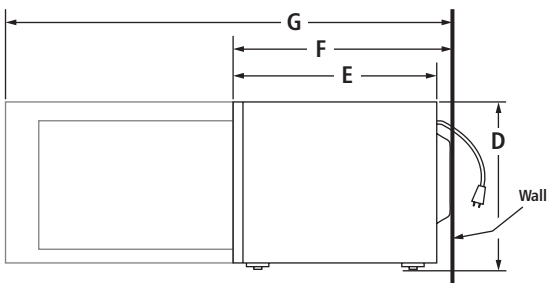


FRONT VIEW

MODEL #		JMC1116A	
		in	cm
A	Overall width	21 ³ / ₄	55.3
B	Width of door	17 ³ / ₄	45.1
C	Width of control panel	4	10.2
D	Overall height	13	33.0
E	Depth of cabinet with door	16	40.6
F	Overall depth with door	17 ³ / ₄	45.1
G	Depth with door open 90°	34 ³ / ₄	88.3



TOP VIEW

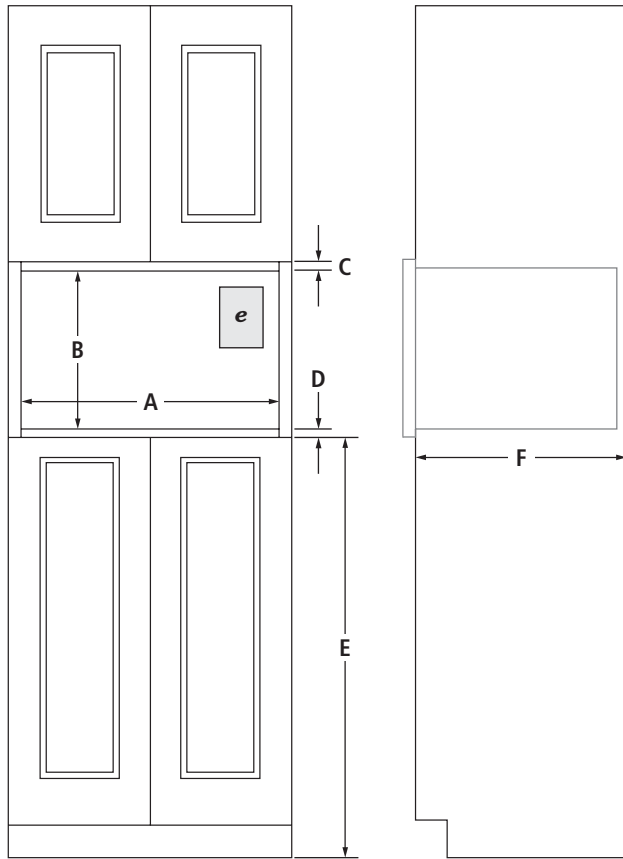


SIDE VIEW

BUILT-IN/COUNTERTOP MICROWAVE OVEN

JMC1116A – 21¾" x 13" x 17¾"

OPENING/CLEARANCE DIMENSIONS



FRONT VIEW

SIDE VIEW

MODEL #		JMC1116A	
		in	cm
A	Width of cutout	23 ¹ / ₈	58.7
B	Height of cutout (min.-max.)	17-17 ¹ / ₈	43.2-43.5
C	Top of cutout to bottom of upper cabinet (min.)	2	5.1
D	Bottom of cutout to top of single oven (min.)	3	7.6
	Bottom of cutout to top of cabinet door (min.)	1 ⁵ / ₈	4.0
E	Recommended height from bottom of cutout to floor	36	91.4
F	Depth of cutout (min.)	22 ³ / ₄	57.8
e	Recommended electrical connection location		

NOTE: Trim kit frame extends 1¹/₁₆" (2.7 cm) above and below the cutout opening.

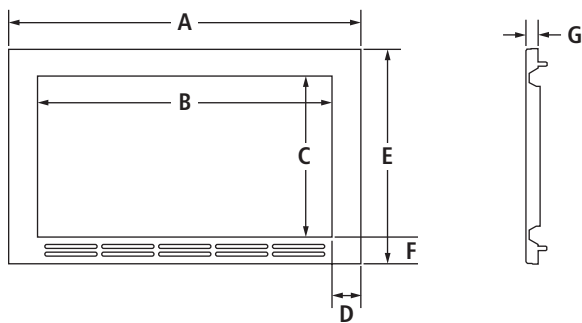
ELECTRICAL REQUIREMENTS

120 volt, 60 Hz, AC only, 15- or 20-amp fused, electrical supply is required. A time-delay fuse or dedicated circuit is recommended. Minimum length of power cord is 30' (76.2 cm). Do not use an extension cord.

VENTING REQUIREMENTS

If microwave oven is built in, a trim kit is required for proper ventilation.

TRIM KIT DIMENSIONS



MODEL #		MK2160		MK2167	
		in	cm	in	cm
A	Overall width	29 ³ / ₄	75.6	26 ⁷ / ₈	68.2
B	Width of opening	22 ³ / ₄	57.8	22 ³ / ₄	57.8
C	Height of opening	12 ¹ / ₄	31.1	12 ¹ / ₄	31.1
D	Width of frame	3 ¹ / ₂	8.9	2 ¹ / ₁₆	5.2
E	Overall height	19 ¹ / ₈	48.6	19 ¹ / ₈	48.6
F	Height of frame	3 ⁷ / ₁₆	8.7	3 ⁷ / ₁₆	8.7
G	Depth of frame	1 ³ / ₁₆	3.0	1 ³ / ₁₆	3.0