

Rev. 4-14 Shaded area indicates changes




Angle Meter Dual Check Valve

Inlet: Meter swivel nut*
Outlet: Mueller 110 Conductive Compression Connection for CTS O.D.** tubing.
 To order ASSE approved model add suffix -A to catalog number

H-14269N

Catalog size	5/8"x3/4"x3/4"	1"	1-1/2"	2"
Pipe size	5/8"x3/4", 3/4"	1"	1-1/2"	2"
Tubing size	3/4"	1"	1-1/2"	2"



Angle Meter Dual Check Valve

Inlet: Meter swivel nut*
Outlet: Mueller 110 Pack Joint Connection for CTS O.D.** tubing.
 To order ASSE approved model add suffix -A to catalog number

P-14269N

Catalog size	5/8"x3/4"x3/4"	1"
Pipe size	5/8"x3/4", 3/4"	1"
Tubing size	3/4"	1"




Top entry vertical dual check valve ASSE approved

Inlet: Meter swivel nut*
Outlet: MUELLER 110® Conductive Compression Connection for CTS O.D.** tubing
 To order test valve feature add suffix (-05) to catalog number

H-14462-AN

Catalog size	5/8"x3/4"x3/4"	1"	2"
Pipe size	5/8"x3/4", 3/4"	1"	2"
Tubing size	3/4"	1"	2"



Angle dual check valve

Inlet: Meter swivel nut*
Outlet: F.I.P
 To order ASSE approved model add suffix -A to catalog number

H-14244N

Catalog size	5/8"x3/4"	5/8"x3/4"x1"	1"	1-1/2"	2"
Pipe size	5/8"	5/8"x3/4", 3/4"	1"	1-1/2"	1-1/2", 2"
Tubing size	3/4"	3/4"	1"	1-1/2"	2"




Top entry vertical dual check valve ASSE approved

Inlet: Meter swivel nut*
Outlet: Copper flare nut
 To order test valve feature add suffix (-05) to catalog number

H-14461-AN

Catalog size	5/8"x3/4"x3/4"	1"
Pipe size	5/8"x3/4", 3/4"	1"
Tubing size	3/4"	1"



Top entry vertical dual check valve ASSE approved

Inlet: Meter swivel nut*
Outlet: F.I.P
 To order test valve feature add suffix (-05) to catalog number
 To order test valve feature add suffix (-05) to catalog number.
 Example: H-14462-A-05

H-14460-AN

Catalog size	5/8"x3/4"	5/8"x3/4"x3/4"	1"	2"
Pipe size	5/8"	5/8"x3/4", 3/4"	1"	1-1/2" or 2"
Tubing size	3/4"	3/4"	1"	2"



Top entry vertical dual check valve ASSE approved

Inlet: Meter swivel nut*
Outlet: M.I.P
 To order test valve feature add suffix (-05) to catalog number

H-14463-AN

Catalog size	5/8"x3/4"x3/4"	1"
Pipe size	5/8"x3/4", 3/4"	1"
Tubing size	3/4"	1"



Top entry vertical dual check valve ASSE approved

Inlet: Meter swivel nut*
Outlet: Mueller® Pack Joint Connection for CTS O.D.** tubing
 To order test valve feature add suffix (-05) to catalog number

P-14462-AN

Catalog size	5/8"x3/4"x3/4"	1"	2"
Pipe size	5/8"x3/4", 3/4"	1"	1-1/2", 2"
Tubing size	3/4"	1"	2"

* Meter swivel nuts are regularly furnished with a saddle feature to aid in meter installation and removal. A plain swivel nut is available as an option by adding a suffix of -1 to the catalog number.

**See charts on page 8D.17 and 8D.18 for tubing that may be used with these connections.

***Valves with meter flanges double drilled to fit either 1-1/2" or 2" meters

Mueller Valves and Couplings are manufactured and tested in accordance with ANSI/AWWA C800. Components in contact with potable water will also comply with latest requirements of the Federal Safe Drinking Water Act.