

4

3

2

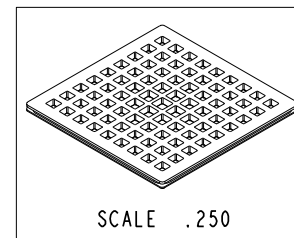
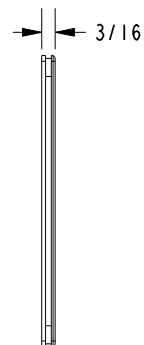
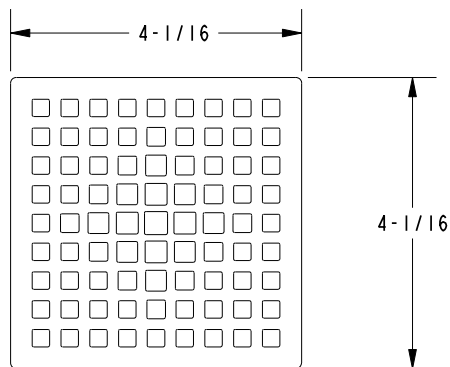
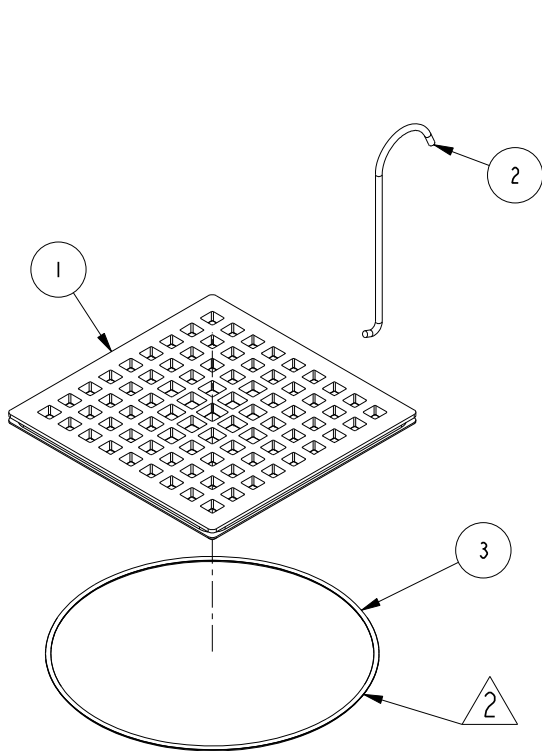
NOTES:

(N1) 1. FIT / FORM / FUNCTION SHALL FOLLOW PS-E.008.

(N2)  2. APPLY DOW CORNING 111 SILICONE COMPOUND.

BILL OF MATERIAL (CURRENT LEVEL)

ITEM	PT/ASSY	DESCRIPTION	TYPE	QTY.
1	51006	4" DRAIN COVER	PART	1
2	92853	DRAIN GRID REMOVAL TOOL	PART	1
3	91729	O-RING, #2-047, EPDM, 65-75 DURO	PART	1



-	G	EN-3262c	02/23/18	J.M.
-	F	EN-3055a	09/07/16	J.M.
-	E	EN-2828	10/24/14	-
-	D	EN-2401	01/04/13	-
-	C	EN-2380	12/21/12	-
-	B	EN-2346	11/09/12	-
-	A	EN-2252	08/09/12	-
-	-	EN-1714	03/09/12	-
ZONE	REV	DESCRIPTION	DATE	APPROVED

COPYRIGHT 2005 BRASSTECH, INC. THESE DRAWINGS AND THE DESIGNS DEPICTED HEREIN ARE THE PROPRIETARY PROPERTY OF BRASSTECH. ANY USE OR REPRODUCTION IS SUBJECT TO THE EXPRESS APPROVAL OF BRASSTECH. UNAUTHORIZED USE IS STRICTLY PROHIBITED. ALL RIGHTS RESERVED.

TESTING	-	-	-
ASSEMBLY	-	-	-
PLATING	-	-	-
POLISHING	-	NEXT ASSY	USED ON
MACHINING	-	APPLICATION	
TOOLING FIXTURE #	REMOVE ALL BURRS AND SHARP EDGES		

UNITS ARE: INCHES [MM]	
TOLERANCES ARE:	
FRACTIONS DECIMALS	ANGLES
±1/16"	±1°
.X ±.1 [2,5]	
.XX ±.06 [1,5]	
(X.XXX) DENOTES CRITICAL DIMS.	
ALL THREADS ARE CRITICAL	
DRAWN	RAVINDRA 09/07/16
CHECKED	AMARISH 09/07/16
APPROVED	J.M 09/07/16

BRASSTECH 2001 CARNEGIE AVE.
INCORPORATED SANTA ANA, CA 92705
(949) 417-5207

SQUARE 4" DRAIN GRID

DWG NO.	233-401	REV	G
SCALE	.375	REF.	-
SHEET		OF	

4

3

2