Bronze Ball Valves

Dezincification Resistant

Three-Way Body • Full Port ½"-1" • Conventional Port 1¼"-2" • 3-Way Bronze Ball Valve • 316SS Trim • Blowout-Proof Stem • Vented Ball

400 PSI/27.6 bar non-shock cold working pressure



T-585-70-66-W3
Threaded



S-585-70-66-W3
Solder

CONFORMS TO MSS SP-110

MATERIAL LIST

	PART	SPECIFICATION
1.	Handle	Zinc Plated Steel Clear Chromate Plastisol Coated
2.	Handle Nut	Stainless Steel 300 Series
3.	Threaded Pack Gland	Brass ASTM B 16 Alloy C36000
4.	Packing	PTFE
5.	Thrust Washer	Reinforced PTFE
6.	Stem	Stainless Steel ASTM A 276 Type 316
7.	Seat Ring (2)	Reinforced PTFE
8.	Ball (Vented)	Stainless Steel ASTM A 276 Type 316 or ASTM A 351 Type CF8M
9.	Body	Bronze ASTM B 584 Alloy C84400
10.	Body End Piece	Bronze ASTM B 584 Alloy C84400

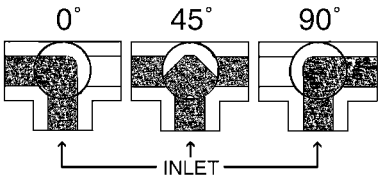

Flow Pattern
Lever Position

Note: Open port pressure must exceed closed port pressure. If closed port pressure exceeds open port pressure, ball may be forced off of the seat ring which could allow mixing from all ports.

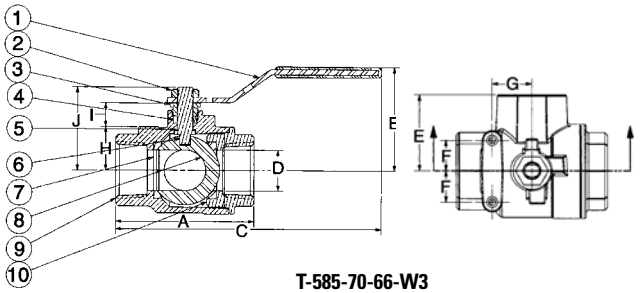

T-585-70-66-W3
NPT x NPT

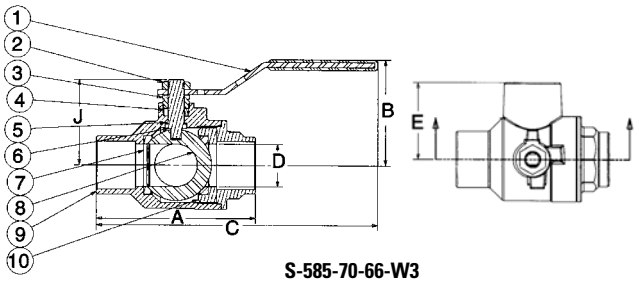

S-585-70-66-W3
C x C

DIMENSIONS—WEIGHTS—QUANTITIES

T-585-70-66-W3 Dimensions

Size		A		B		C		D		E		F		G		H		I		J		T-585-70-66-W3		Master
In.	mm.	In.	mm.	In.	mm.	In.	mm.	In.	mm.	In.	mm.	In.	mm.	In.	mm.	In.	mm.	In.	mm.	In.	mm.	Lbs.	Kg.	Ctn. Qty.
½	15	2.44	62	1.88	48	5.19	132	.50	13	1.22	31	.69	18	.88	22	.65	17	.51	13	1.45	37	.84	.38	50
¾	20	2.94	75	2.25	57	6.25	159	.75	19	1.45	37	.69	18	.88	22	.85	22	.57	14	1.80	46	1.62	.73	25
1	25	3.34	85	2.38	60	6.44	164	1.00	25	1.69	43	.69	18	.88	22	1.05	27	.57	14	1.97	50	2.28	1.03	20
†1 ¼	32	4.19	106	3.00	76	6.75	171	1.12	28	1.98	50	.75	19	.94	24	1.23	31	.87	22	2.60	66	4.19	1.90	10
†1 ½	40	4.72	120	3.16	80	9.06	230	1.38	35	2.38	60	.75	19	.94	24	1.48	38	.87	22	2.84	72	6.00	2.72	8
†2	50	5.31	135	3.50	89	9.25	235	1.88	48	2.75	70	.75	19	.94	24	1.88	48	.70	18	3.14	80	9.03	4.09	4

† NIBCO supplies conventional port T-580-70-66-W3 on this size.

S-585-70-66-W3 Dimensions

Size		A		B		C		D		E		J		S-585-70-66-W3		Master
In.	mm.	In.	mm.	In.	mm.	In.	mm.	In.	mm.	In.	mm.	In.	mm.	Lbs.	Kg.	Ctn. Qty.
½	15	2.56	65	1.88	48	5.19	132	.50	13	1.08	27	1.45	37	.67	.30	50
¾	20	3.25	83	2.25	57	6.25	159	.75	19	1.50	38	1.80	46	1.35	.61	25
1	25	3.75	95	2.38	60	6.63	168	1.00	25	1.85	47	1.97	50	2.07	.94	20

Visit our website for the most current information.

NIBCO INC. WORLD HEADQUARTERS • 1516 MIDDLEBURY ST. • ELKHART, IN 46516-4740 • USA • PH: 1.800.234.0227
TECH SERVICES PH: 1.888.446.4226 • FAX: 1.888.336.4226 • INTERNATIONAL OFFICE PH: +1.574.295.3327 • FAX: +1.574.295.3455
www.nibco.com