



Curb Boxes

Water Works Catalog / Price List - April 2019

MORE THAN A BRAND. WE'RE A FAMILY.

Small Arch Pattern Base

FOR USE WITH AYMCDONALD 3/4" AND 1" CURB STOPS

5601

- 1" I.D. Upper Section
- Includes 5660 stationary rod
- 5601L - Two hole Erie Lid



5601

1" Upper with Rod

Size	Pallet PCS/WT	Price
2 1/2	100/1100	\$52.88
3	100/1200	\$55.50
3 1/2	100/1300	\$59.04
4	100/1400	\$62.53
4 1/2	100/1500	\$65.28
5	100/1600	\$68.15
5 1/2	100/1700	\$70.84
6	100/2000	\$75.21
6 1/2	100/1900	\$78.11
7	100/2000	\$80.80
7 1/2	100/2200	\$85.36
8	100/2200	\$88.39
8 1/2	100/2280	\$92.95
9	100/2350	\$97.53

5601A - American Made

1" Upper with Rod

Size	Pallet PCS/WT	Price
2 1/2	100/1100	\$56.59
3	100/1200	\$59.37
3 1/2	100/1300	\$63.16
4	100/1400	\$66.90
4 1/2	100/1500	\$69.85
5	100/1600	\$72.92
5 1/2	100/1700	\$75.81
6	100/1800	\$80.47
6 1/2	100/1900	\$83.58
7	100/2000	\$86.46
7 1/2	100/2100	\$91.34
8	100/2200	\$94.58
8 1/2	100/2300	\$99.46

5601LR

1" Upper L/Rod

Size	Pallet PCS/WT	Price
2 1/2	100/900	\$43.01
3	100/1025	\$44.86
3 1/2	100/1075	\$47.29
4	100/1135	\$49.25
4 1/2	100/1220	\$51.11
5	100/1280	\$53.04
5 1/2	100/1355	\$54.74
6	100/1400	\$57.94
6 1/2	100/1500	\$58.99
7	100/1570	\$61.02
7 1/2	100/1600	\$64.47
8	100/1690	\$66.49
8 1/2	100/1795	\$69.97
9	100/1858	\$73.44
9 1/2	100/2005	\$75.46

5601ALR - American Made

1" Upper L/Rod

Size	Pallet PCS/WT	Price
2 1/2	100/995	\$46.02
3	100/1070	\$48.34
3 1/2	100/1139	\$50.61
4	100/1215	\$52.69
4 1/2	100/1280	\$54.67
5	100/1355	\$56.75
5 1/2	100/1425	\$58.56
6	100/1500	\$61.99
6 1/2	100/1564	\$63.12
7	100/1625	\$65.29
7 1/2	100/1695	\$68.98
8	100/1790	\$71.15
8 1/2	100/1880	\$74.86

5607

- 1" I.D. Upper Section
- Includes 5660 stationary rod
- 5607L Lid - with 1" brass pentagon plug



5607

1" Upper with Rod

Size	Pallet PCS/WT	Price
2 1/2	100/1000	\$59.07
3	100/1300	\$63.60
3 1/2	100/1400	\$67.19
4	100/1500	\$70.60
4 1/2	100/1600	\$73.43
5	100/1700	\$76.30
5 1/2	100/1800	\$79.05
6	100/1900	\$83.32
6 1/2	100/2000	\$86.27
7	100/2100	\$88.92
7 1/2	100/2200	\$89.86
8	100/2300	\$96.53

5607A - American Made

1" Upper with Rod

Size	Pallet PCS/WT	Price
2 1/2	100/1000	\$60.25
3	100/1300	\$64.88
3 1/2	100/1400	\$68.52
4	100/1500	\$72.00
4 1/2	100/1600	\$74.90
5	100/1700	\$77.83
5 1/2	100/1800	\$80.61
6	100/1900	\$85.00
6 1/2	100/2000	\$87.98
7	100/2100	\$90.70
7 1/2	100/2200	\$91.64
8	100/2300	\$98.46

5607LR

1" Upper L/Rod

Size	Pallet PCS/WT	Price
2 1/2	100/987	\$49.22
3	100/1125	\$52.96
3 1/2	100/1125	\$55.45
4	100/1205	\$57.33
4 1/2	100/1275	\$59.25
5	100/1325	\$61.14
5 1/2	100/1400	\$62.96
6	100/1480	\$65.99
6 1/2	100/1475	\$67.17
7	100/1640	\$69.16
7 1/2	100/1685	\$71.49
8	100/1750	\$74.59
8 1/2	100/1842	\$76.90

5607ALR - American Made

1" Upper L/Rod

Size	Pallet PCS/WT	Price
2 1/2	100/987	\$50.21
3	100/1122	\$54.02
3 1/2	100/1195	\$56.57
4	100/1265	\$58.48
4 1/2	100/1340	\$60.43
5	100/1395	\$62.38
5 1/2	100/1485	\$64.22
6	100/1565	\$67.31
6 1/2	100/1628	\$68.50
7	100/1725	\$70.72
7 1/2	100/1750	\$72.92
8	100/1840	\$76.08

5607L



NOTES

- Order by model number and maximum extended lengths from 2 1/2' thru 10' (in 6" increments). Example: 5601 8 1/2'
- When rods are furnished with Curb Boxes, they are 18" shorter than maximum extended length of Curb Box.
- All Curb Boxes telescope one foot. Lengths shown are at maximum extension:
Example: A 5' Curb Box can be used at depths ranging from 4' to 5'.
- Shut Off Rods and Available Lid Options, see Curb Boxes accessories.

Small Arch Pattern Base

FOR USE WITH AY MCDONALD 3/4" AND 1" CURB STOPS

5604

- 1 1/4" I.D. Upper Section
- Shut-off rod available
- **5614L Lid - with 1 1/4" brass pentagon plug**

5614L



5605

- 1 1/2" I.D. Upper Section
- Shut-off rod available
- **5623L Lid - with 1 1/2" brass pentagon plug**

5623L



5604

1 1/4" Upper L/Rod

Size	Pallet PCS/WT	Price
2 1/2	100/1145	\$52.72
3	100/1205	\$52.72
3 1/2	100/1320	\$55.05
4	100/1418	\$57.33
4 1/2	100/1500	\$59.75
5	100/1600	\$62.21
5 1/2	100/1685	\$64.69
6	100/1790	\$67.49
6 1/2	100/1862	\$70.25
7	100/1945	\$72.68
7 1/2	100/2060	\$75.81
8	100/2850	\$78.32
10	50/1200	\$97.91

5605

1 1/2" Upper L/Rod

Size	Pallet PCS/WT	Price
2 1/2	100/1300	\$64.24
3	100/1400	\$67.44
3 1/2	100/1445	\$70.69
4	100/1540	\$72.94
4 1/2	100/1620	\$75.73
5	100/1730	\$79.18
5 1/2	100/1855	\$81.10
6	100/2000	\$83.89
6 1/2	100/2100	\$87.22
7	100/2200	\$90.75
7 1/2	50/1150	\$94.26
8	50/1200	\$97.04

5605C

For 5605 with Cast Iron Plug
Deduct \$6.13 from 5605 and add "C"
to model number

NOTES

- Order by model number and maximum extended lengths from 2 1/2' thru 10' (in 6" increments). Example: 5604 8 1/2'
- When rods are furnished with Curb Boxes, they are 18" shorter than maximum extended length of Curb Box.
- All Curb Boxes telescope one foot. Lengths shown are at maximum extension:
Example: A 5' Curb Box can be used at depths ranging from 4' to 5'.
- **Shut Off Rods and Available Lid Options, see Curb Boxes accessories.**



Large Arch Pattern Base

FOR USE WITH A.Y. MCDONALD 1 1/4", 1 1/2" AND 2" CURB STOPS

5603

- 1" I.D. Upper Section
- Includes 5674 stationary rod
- 5601L - Two hole Erie Lid



5601L

5600

- 1 1/4" I.D. Upper Section
- Shut-off rod available
- 5614L Lid - with 1 1/4" brass pentagon plug



5614L

5603

1" Upper with Rod

Size	Pallet PCS/WT	Price
2 1/2	50/850	\$84.20
3	50/900	\$87.38
3 1/2	50/950	\$90.91
4	50/1000	\$96.59
4 1/2	50/1050	\$99.90
5	50/1100	\$101.41
5 1/2	50/1150	\$104.69
6	50/1200	\$108.36
6 1/2	50/1250	\$112.32
7	50/1300	\$115.35
7 1/2	50/1350	\$119.32
8	50/1400	\$123.07
10	50/1611	\$153.84

5603LR

1" Upper L/Rod

Size	Pallet PCS/WT	Price
2 1/2	50/781	\$74.32
3	50/806	\$76.74
3 1/2	50/831	\$79.18
4	50/856	\$83.31
4 1/2	50/881	\$85.72
5	50/906	\$86.30
5 1/2	50/1000	\$88.61
6	50/1018	\$91.10
6 1/2	50/981	\$93.20
7	50/1006	\$95.57
7 1/2	50/1031	\$98.44
8	50/1056	\$101.18
10	50/1217	\$126.49

5600

1 1/4" Upper L/Rod

Size	Pallet PCS/WT	Price
3	100/1618	\$74.26
3 1/2	100/1710	\$76.72
4	100/1790	\$79.18
4 1/2	100/1890	\$83.31
5	100/1985	\$85.72
5 1/2	100/2072	\$86.30
6	100/2140	\$88.61
6 1/2	100/2200	\$91.10
7	100/2335	\$93.20
7 1/2	100/2460	\$95.57
8	100/2550	\$98.44

5602

- 1" I.D. Upper Section
- Includes 5674 stationary rod
- 5607L Lid - with 1" brass pentagon plug
- For use with A.Y. McDonald 1 1/4", 1 1/2" and 2" curb stops



5607 Lid

5606

- 2" I.D. Upper Section
- Shut-off rod available
- 5624L Lid - with 2" brass pentagon plug
- For use with A.Y. McDonald 1 1/4", 1 1/2" and 2" curb stops



5624L

5602

1" Upper with Rod

Size	Pallet PCS/WT	Price
2 1/2	50/888	\$84.20
3	50/938	\$87.38
3 1/2	50/988	\$90.91
4	50/1038	\$96.59
4 1/2	50/1088	\$99.90
5	50/1138	\$101.41
5 1/2	50/1188	\$104.69
6	50/1238	\$108.36
6 1/2	50/1288	\$112.32
7	50/1378	\$115.35
7 1/2	50/1388	\$119.32
8	50/1438	\$123.07

5602LR

1" Upper L/Rod

Size	Pallet PCS/WT	Price
2 1/2	50/813	\$74.32
3	50/850	\$76.74
3 1/2	50/870	\$79.18
4	50/910	\$83.31
4 1/2	50/945	\$85.72
5	50/988	\$86.30
5 1/2	50/1030	\$88.61
6	50/1060	\$91.10
6 1/2	50/1095	\$93.20
7	50/1120	\$95.57
7 1/2	50/1175	\$98.44
8	50/1193	\$101.18

5606

2" Upper L/Rod

Size	Pallet PCS/WT	Price
2 1/2	50/1010	\$101.33
3	50/1093	\$104.87
3 1/2	50/919	\$108.32
4	50/1254	\$111.81
4 1/2	50/1300	\$114.97
5	50/1350	\$121.34
5 1/2	50/1301	\$124.89
6	50/1500	\$128.63
6 1/2	50/1501	\$131.55
7	50/1602	\$140.69
7 1/2	25/851	\$146.84
8	25/901	\$149.75
10	25/1025	\$187.19



Lid

Adjustable steel pipe upper section

Cast iron base casting

Arch

NOTES

- Order by model number and maximum extended lengths from 2 1/2' thru 10' (in 6" increments). Example: 5603 8 1/2'
- When rods are furnished with Curb Boxes, they are 18" shorter than maximum extended length of Curb Box.
- All Curb Boxes telescope one foot. Lengths shown are at maximum extension:
Example: A 5' Curb Box can be used at depths ranging from 4' to 5'.
- Shut Off Rods and Available Lid Options, see Curb Boxes accessories.

5700 Series

ARCH BASE

Screw (Buffalo) style design | Cast iron construction | Includes "WATER" lid - Black dip coated Brass pentagon locking bolt lid | Rod sold separately

To order 2 1/2" Service Boxes: Model No. **5700S 27 x 39** means:


5700	S	27	X	39
-------------	----------	-----------	----------	-----------

Series
5700 - Screw Type

Parts and Options
B = Bottom Section
L = Lid only-Water
LG = Lid only-Gas
LS = Lid only-Sewer
SE = Extension
T = Top Section (water)

Minimum X Maximum Extension
 27 X 39
 34 X 49
 34 X 53
 41 X 60
 41 X 66
 64 X 76
 70 X 82
 -OR-
 Component length
 Example: 5700T 24

EXAMPLE:
 Model No. 5700S 27 x 39
 - Screw type 2 1/2" service box
 - Sewer lid
 - 24" minimum extension
 - 39" maximum extension
 - Not all combinations available.
 Contact factory.



Curb Boxes

MODEL	EXTENSION RANGE	TOP	BOTTOM SECTION	EXTENSION
5700 27 x 39	27" to 39"	5700T 20"	5700B 23"	NONE
5700 34 x 49	34" to 49"	5700T 20"	5700B 33"	NONE
5700 34 x 53	34" to 53"	5700T 24"	5700B 33"	NONE
5700 41 x 60	41" to 60"	5700T 24"	5700B 40"	NONE
5700 41 x 66	41" to 66"	5700T 30"	5700B 40"	NONE
5700 64 x 76	64" to 76"	5700T 24"	5700B 40"	5700SE 16"
5700 70 x 82	70" to 82"	5700T 30"	5700B 40"	5700SE 16"

5700

2 1/2" Service Box with Screw

Size	PCS/WT	Price	Ref.
27 x 39	40/1124	\$75.74	92D
34 x 49	40/1268	\$107.75	93D
34 x 53	40/1360	\$111.79	93E
41 x 60	40/1600	\$123.09	94E
41 x 66	40/1799	\$136.16	95E
64 x 76	40/1844	\$153.24	100E
70 x 82	40/2156	\$166.62	100F

5700SE

Extensions - Screw Style

Size	PCS/WT	Price
9	40/292	\$28.39
16	40/433	\$32.20
28	40/680	\$44.39
30	40/760	\$48.44



See page 165 for rods

5700L

Lid for Screw Top - Water

Size	Carton PCS/WT	Price
1/2		\$7.50



For Gas lid add "G" to model number (i.e. 5700G 24 x 39) Add \$ 3.54
 For Sewer lid add "S" to model number (i.e. 5700S 24 x 39) Add \$ 2.98

5700T

Top Section - Screw Style

Size	PCS/WT	Price
20	40/574	\$41.62
24	40/682	\$47.35
30	40/880	\$54.85

5700RING

Shut-Off Rod - Centering Ring

Size	PCS/WT	Price
10/6		\$10.32



5700RLNEW

2 1/2" Service Box Repair Lid - New Style

Size	Carton PCS/WT	Price
1/3		\$41.45



5700RLOLD

2 1/2" Service Box Repair Lid - Old Style

Size	Carton PCS/WT	Price
1/3		\$41.45



5700B

Bottom Section - Screw Style

Size	PCS/WT	Price
23	40/520	\$34.11
33	40/712	\$47.35
40	40/862	\$54.85

5700AB

Pentagon Bolt (Sold Separately)

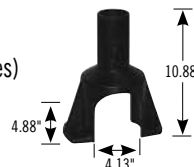
Size	PCS/WT	Price
1/1		\$5.73



5700EBASE

Enlarged Base (1 1/4" - 2" valves)

Size	Carton PCS/WT	Price
1/11		\$30.29



Minneapolis Pattern Base

BASE TAPPED 1 1/2"

5610

- 1" I.D. Upper Section
- Includes 5660 stationary rod
- **5607L - with 1" brass pentagon plug**
- For use with A.Y. McDonald 3/4" inverted plug style curb stops or 3/4", 1" ball style curb stops



5612

- 1" I.D. Upper Section
- Includes 5660 stationary rod
- **5601L - Two hole Erie Lid**
- For use with A.Y. McDonald 3/4" inverted plug style curb stops or 3/4", 1" ball style curb stops



5610

1" Upper with Rod

Size	Pallet PCS/WT	Price
2 1/2	100/1100	\$65.35
3	100/1200	\$66.92
3 1/2	100/1300	\$69.77
4	100/1400	\$72.52
4 1/2	100/1500	\$73.48
5	100/1600	\$75.02
5 1/2	100/1700	\$78.10
6	100/1800	\$82.57
6 1/2	100/1900	\$85.54
7	100/2000	\$89.09
7 1/2	100/2100	\$92.68
8	100/2200	\$95.88

5612

1" Upper with Rod

Size	Pallet PCS/WT	Price
2 1/2	100/1100	\$56.55
3	100/1200	\$59.78
3 1/2	100/1300	\$62.23
4	100/1400	\$64.47
4 1/2	100/1500	\$65.35
5	100/1600	\$66.92
5 1/2	100/1700	\$69.59
6	100/1800	\$73.90
6 1/2	100/1900	\$77.39
7	100/2000	\$81.03
7 1/2	100/2100	\$84.78
8	100/2200	\$88.68

5610LR

1" Upper L/Rod

Size	Pallet PCS/WT	Price
2 1/2	100/950	\$55.46
3	100/1025	\$56.28
3 1/2	100/1075	\$58.04
4	100/1125	\$59.25
4 1/2	100/1175	\$59.29
5	100/1225	\$59.91
5 1/2	100/1386	\$61.99
6	100/1325	\$65.30
6 1/2	100/1375	\$66.40
7	100/1610	\$69.32
7 1/2	100/1475	\$71.79
8	100/1740	\$73.99

5612LR

1" Upper L/Rod

Size	Pallet PCS/WT	Price
2 1/2	100/975	\$46.68
3	100/1025	\$49.14
3 1/2	100/1075	\$52.12
4	100/1125	\$51.20
4 1/2	100/1175	\$51.16
5	100/1225	\$51.79
5 1/2	100/1330	\$53.50
6	100/1325	\$56.62
6 1/2	100/1375	\$58.27
7	100/1425	\$61.24
7 1/2	100/1475	\$63.91
8	100/1685	\$66.80



Adjustable steel pipe upper section

Cast iron base casting

Base Tapped 1 1/2"

NOTES

- Order by model number and maximum extended lengths from 2 1/2' thru 10' (in 6" increments). Example: 5614 8 1/2'
- When rods are furnished with Curb Boxes, they are 18" shorter than maximum extended length of Curb Box.
- All Curb Boxes telescope one foot. Lengths shown are at maximum extension:
Example: A 5' Curb Box can be used at depths ranging from 4' to 5'.
- **Shut Off Rods and Available Lid Options, see Curb Boxes accessories.**

Minneapolis Pattern Base

BASE TAPPED 1 1/2"

5614

- 1 1/4" I.D. Upper Section
- Shut-off rod available
- **5614L - with 1 1/4" brass pentagon plug**
- For use with inverted plug type curb stops 3/4"
- For use with ball valve curb stops 3/4', 1"



5614

1 1/4" Upper L/Rod

Size	Pallet PCS/WT	Price
2 1/2	100/1100	\$49.71
3	100/1200	\$51.84
3 1/2	100/1300	\$54.09
4	100/1455	\$56.34
4 1/2	100/1500	\$58.61
5	100/1635	\$61.36
5 1/2	100/1750	\$63.78
6	100/1845	\$65.99
6 1/2	100/1900	\$68.85
7	100/1975	\$71.15
7 1/2	100/2085	\$74.44
8	100/2205	\$77.07
8 1/2	50/1145	\$81.89
9	50/1180	\$86.71
9 1/2	50/1235	\$91.52
10	50/1283	\$96.35

5614A - American Made

1 1/4" Upper L/Rod

Size	Pallet PCS/WT	Price
2 1/2	100/1165	\$55.16
3	100/1200	\$57.54
3 1/2	100/1380	\$60.03
4	100/1385	\$62.53
4 1/2	100/1535	\$65.06
5	100/1655	\$68.11
5 1/2	100/1735	\$70.81
6	100/1818	\$73.25
6 1/2	100/1935	\$76.43
7	100/1995	\$78.97
7 1/2	100/2070	\$82.62
8	100/2180	\$85.55
8 1/2	50/1173	\$90.90
9	50/1205	\$96.25
9 1/2	50/1235	\$101.60
10	50/1300	\$106.94

5622

- 1 1/2" I.D. Upper Section
- Shut-off rod available
- **5623L - with 1 1/2" brass pentagon plug**
- For use with inverted plug type curb stops 3/4"
- For use with ball valve curb stops 3/4", 1"
- Base casting includes 5622BUSH 2" x 1 1/2" Bushing 2" MNPT x 1 1/2" FNPT



5622

1 1/2" Upper L/Rod - Tap 2" with 2" x 1 1/2" Bushing

Size	Pallet PCS/WT	Price
2 1/2	100/1900	\$79.38
3	100/1830	\$82.06
3 1/2	100/1915	\$84.73
4	100/2055	\$87.58
4 1/2	100/2200	\$89.80
5	100/2220	\$92.77
5 1/2	100/2350	\$95.06
6	100/2460	\$97.32
6 1/2	100/2580	\$100.17
7	100/2800	\$104.30
7 1/2	50/1450	\$108.45
8	50/1403	\$110.56
8 1/2	50/1465	\$117.48
9	50/1500	\$124.37
9 1/2	50/1651	\$131.28
10	50/1648	\$138.19

5622A - American Made

1 1/2" Upper L/Rod - Tap 2" with 2" x 1 1/2" Bushing

Size	Pallet PCS/WT	Price
2 1/2	100/1900	\$75.86
3	100/1830	\$80.54
3 1/2	100/1915	\$85.22
4	100/2014	\$89.90
4 1/2	100/2200	\$95.18
5	100/2220	\$100.06
5 1/2	100/2350	\$104.85
6	100/2445	\$109.57
6 1/2	100/2628	\$114.43
7	100/2800	\$119.45
7 1/2	50/1450	\$124.33
8	50/1465	\$128.98
8 1/2	50/1465	\$133.63
9	50/1569	\$138.75

5622C

For 5622 with cast iron plug in lid
Deduct \$6.13 from 5622 and add "C" to model number



Adjustable steel pipe upper section

Cast iron base casting

5614 - Base Tapped 1 1/2"

5622 - Base Tapped 2" w/2" x 1 1/2"

NOTES

- Order by model number and maximum extended lengths from 2 1/2' thru 10' (in 6" increments). Example: 5614 8 1/2'
- When rods are furnished with Curb Boxes, they are 18" shorter than maximum extended length of Curb Box.
- All Curb Boxes telescope one foot. Lengths shown are at maximum extension:
Example: A 5' Curb Box can be used at depths ranging from 4' to 5'.
- **Shut Off Rods and Available Lid Options, see Curb Boxes accessories.**

Minneapolis Pattern Base

BASE TAPPED 2"

5611

- 1" I.D. Upper Section
- Includes 5660 stationary rod
- **5607L - with 1" brass pentagon plug**
- For use with A.Y. McDonald inverted plug type curb stops 1"
- For use with A.Y. McDonald ball valve curb stops 1 1/2", 2" (ball size)

5607L



5613

- 1" I.D. Upper Section
- Includes 5660 stationary rod
- **5601L - Two hole Erie Lid**
- For use with A.Y. McDonald inverted plug type curb stops 1"
- For use with A.Y. McDonald ball valve curb stops 1 1/2", 2" (ball size)

5601L



5611

1" Upper with Rod

Size	Pallet PCS/WT	Price
2 1/2	100/1100	\$65.35
3	100/1200	\$66.92
3 1/2	100/1300	\$69.77
4	100/1400	\$72.52
4 1/2	100/1500	\$73.48
5	100/1600	\$75.02
5 1/2	100/1700	\$78.10
6	100/1800	\$82.57
6 1/2	100/1900	\$85.54
7	100/2000	\$89.09
7 1/2	100/2100	\$92.68
8	100/2200	\$95.88

5613

1" Upper with Rod

Size	Pallet PCS/WT	Price
2 1/2	100/1200	\$56.55
3	100/1300	\$59.78
3 1/2	100/1400	\$62.23
4	100/1500	\$64.47
4 1/2	100/1600	\$65.35
5	100/1700	\$66.92
5 1/2	100/1800	\$69.59
6	100/1900	\$73.90
6 1/2	100/2000	\$77.39
7	100/2100	\$81.03
7 1/2	100/2200	\$84.78
8	100/2300	\$88.68

5611LR

1" Upper L/Rod

Size	Pallet PCS/WT	Price
2 1/2	100/930	\$55.46
3	100/1025	\$56.28
3 1/2	100/1075	\$58.04
4	100/1125	\$59.25
4 1/2	100/1175	\$59.29
5	100/1225	\$59.91
5 1/2	100/1275	\$61.99
6	100/1475	\$65.30
6 1/2	100/1375	\$66.40
7	100/1425	\$69.32
7 1/2	100/1475	\$71.79
8	100/1525	\$73.99

5613LR

1" Upper L/Rod

Size	Pallet PCS/WT	Price
2 1/2	100/1075	\$46.68
3	100/1125	\$49.14
3 1/2	100/1175	\$50.49
4	100/1100	\$51.20
4 1/2	100/1275	\$51.16
5	100/1325	\$51.79
5 1/2	100/1316	\$53.50
6	100/1360	\$56.62
6 1/2	100/1475	\$58.27
7	100/1525	\$61.24
7 1/2	100/1575	\$63.91
8	100/1625	\$66.80

Lid



Adjustable steel pipe upper section

Cast iron base casting

Base Tapped 2"

NOTES

- Order by model number and maximum extended lengths from 2 1/2' thru 10' (in 6" increments). Example: 5613 8 1/2'
- When rods are furnished with Curb Boxes, they are 18" shorter than maximum extended length of Curb Box.
- All Curb Boxes telescope one foot. Lengths shown are at maximum extension:
Example: A 5' Curb Box can be used at depths ranging from 4' to 5'.
- Shut Off Rods and Available Lid Options, see Curb Boxes accessories.

Minneapolis Pattern Base

BASE TAPPED 2"

5615

- 1 1/4" I.D. Upper Section
- Shut-off rod available
- **5614L - with 1 1/4" brass pentagon plug**
- For use with A.Y. McDonald inverted plug type curb stops 1"
- For use with A.Y. McDonald ball valve curb stops 1 1/2", 2" (ball size)



5623

- 1 1/2" I.D. Upper Section
- Shut-off rod available
- **5623L - with 1 1/2" brass pentagon plug**
- For use with A.Y. McDonald inverted plug type curb stops 1"
- For use with A.Y. McDonald ball valve curb stops 1 1/2", 2" (ball size)



5615

1 1/4" Upper L/Rod

Size	Pallet PCS/WT	Price
2 1/2	100/1200	\$49.71
3	100/1300	\$51.84
3 1/2	100/1400	\$54.09
4	100/1410	\$56.34
4 1/2	100/1600	\$58.61
5	100/1600	\$61.36
5 1/2	100/1725	\$63.78
6	100/1820	\$65.99
6 1/2	100/1800	\$68.85
7	100/2000	\$71.15
7 1/2	100/2075	\$74.44
8	100/2200	\$77.07
8 1/2	50/1150	\$81.89
9	50/1200	\$86.71
9 1/2	50/1228	\$91.52
10	50/1500	\$96.35

5615A - American Made

1 1/4" Upper L/Rod

Size	Pallet PCS/WT	Price
2 1/2	100/1205	\$55.16
3	100/1300	\$57.54
3 1/2	100/1340	\$60.03
4	100/1470	\$62.53
4 1/2	100/1600	\$65.06
5	100/1665	\$68.11
5 1/2	100/1700	\$70.81
6	100/1815	\$73.25
6 1/2	100/1955	\$76.43
7	100/2000	\$78.97
7 1/2	100/2050	\$82.62
8	100/2060	\$85.55
8 1/2	50/1200	\$90.90
9	50/1187	\$96.25
9 1/2	50/1228	\$101.60
10	50/1500	\$106.94

5623

1 1/2" Upper L/Rod

Size	Pallet PCS/WT	Price
2 1/2	100/1800	\$71.49
3	100/1900	\$74.14
3 1/2	100/1810	\$76.82
4	100/1950	\$79.67
4 1/2	100/2200	\$81.88
5	100/2130	\$84.85
5 1/2	100/2300	\$87.21
6	100/2390	\$89.39
6 1/2	100/2495	\$92.26
7	100/2700	\$96.39
7 1/2	50/1400	\$99.80
8	50/1400	\$102.66
8 1/2	50/1468	\$109.06
9	50/1475	\$115.48

5623A - American Made

1 1/2" Upper L/Rod

Size	Pallet PCS/WT	Price
2 1/2	100/1800	\$66.07
3	100/1900	\$70.76
3 1/2	100/1810	\$75.45
4	100/1977	\$80.14
4 1/2	100/2200	\$85.41
5	100/2130	\$90.29
5 1/2	100/2300	\$95.08
6	100/2390	\$99.82
6 1/2	100/2495	\$104.86
7	100/2700	\$109.68
7 1/2	50/1400	\$114.56
8	100/2797	\$119.22
8 1/2	50/1468	\$123.88
9	50/1475	\$128.54
10	50/1550	\$133.20

NOTE

- For 5623 model with cast iron plug add "C" to model number and deduct \$6.13 from list.

Example: 5623 5 becomes 5623C 5
5623A 5 becomes 5623AC 5

5615WB

Available with 2" MNPT x 1 1/2" FNPT reducing bushing (Add "WB" to model number)
Add \$5.61 to list

5615AWB

Available with 2" MNPT x 1 1/2" FNPT reducing bushing (Add "WB" to model number)
Add \$9.75 to list

5622BUSH

2" x 1 1/2" Bushing

Size	Carton PCS/WT	Price
2" x 1 1/2"	20/13	\$8.41

5622ABUSH - American Made

2" x 1 1/2" Bushing

Size	Carton PCS/WT	Price
2" x 1 1/2"	20/13	\$9.77

5623ADPT

Increase Adapter

- 2" MNPT x 2 1/2" FNPT
- Increases Minneapolis Pattern Curb Box Tapped 2" up to 2 1/2"
- Use with 1 1/4" inverted plug type curb stops (ball size)
- List price \$46.38



Lid

Adjustable steel pipe upper section

Cast iron base casting

Base Tapped 2"

NOTES

- Order by model number and maximum extended lengths from 2 1/2' thru 10' (in 6" increments). Example: 5613 8 1/2'
- When rods are furnished with Curb Boxes, they are 18" shorter than maximum extended length of Curb Box.
- All Curb Boxes telescope one foot. Lengths shown are at maximum extension:
Example: A 5' Curb Box can be used at depths ranging from 4' to 5'.
- Shut Off Rods and Available Lid Options, see Curb Boxes accessories.

Minneapolis Pattern Base

BASE TAPPED 3" AND 3 1/2"

5624

- 2" I.D. Upper Section
- Shut-off rod available
- **5624L - 2" brass pentagon plug**
- Base tapped 3"



5625

- 2" I.D. Upper Section
- Shut-off rod available
- **5624L - 2" brass pentagon plug**
- Base tapped 3 1/2"



5624

MPLS Tap 3" - 2" Upper L/Rod

Size	Pallet PCS/WT	Price
3	50/1168	\$134.94
3 1/2	50/1450	\$138.38
4	50/1500	\$141.86
4 1/2	50/1550	\$145.26
5	50/1600	\$151.37
5 1/2	50/1475	\$155.11
6	50/1563	\$158.66
6 1/2	50/1750	\$162.16
7	50/1700	\$171.53
7 1/2	25/925	\$176.82
8	25/950	\$182.09

5625

MPLS Tap 3 1/2" - 2" Upper L/Rod

Size	Pallet PCS/WT	Price
3	50/1350	\$134.94
3 1/2	50/1400	\$138.38
4	50/1500	\$141.86
4 1/2	50/1550	\$145.26
5	50/1650	\$151.37
5 1/2	50/1700	\$155.11
6	50/1800	\$158.66
6 1/2	50/1850	\$162.16
7	50/1950	\$171.53
7 1/2	25/1000	\$176.82
8	25/1050	\$182.09
9	25/1100	\$219.27

5624ABUSH

3" MNPT x 2" FNPT Bushing

Size	Carton PCS/WT	Price
3" x 2"	20/40	\$31.07



5624 Base Tapped 3"
5625 Base Tapped 3 1/2"

NOTES

- Order by model number and maximum extended lengths from 2 1/2' thru 10' (in 6" increments). Example: 5624 8 1/2'
- When rods are furnished with Curb Boxes, they are 18" shorter than maximum extended length of Curb Box.
- All Curb Boxes telescope one foot. Lengths shown are at maximum extension:
Example: A 5' Curb Box can be used at depths ranging from 4' to 5'.
- Shut Off Rods and Available Lid Options, see Curb Boxes accessories.

Plastic Telescoping Curb Box

36" & 42" ADJUSTABLE

5504

Arch Curb Box Pentagon Lid with Rod

Size	Carton PCS/WT	Price
48 x 84	50/620	\$150.36

5504LR

Arch Curb Box Pentagon Lid L/Rod

Size	Carton PCS/WT	Price
48 x 84	50/353	\$94.85

5514

Minn Curb Box Pentagon Lid with Rod 1 1/2" Tap

Size	Carton PCS/WT	Price
48 x 84	50/605	\$141.32
66 x 108	50/686	\$181.69

5514LR

Minn Curb Box Pentagon Lid L/Rod 1 1/2" Tap

Size	Carton PCS/WT	Price
48 x 84	50/310	\$85.80
66 x 108	50/315	\$110.31

5515

Minn Curb Box Pentagon Lid with Rod 2" Tap

Size	Carton PCS/WT	Price
48 x 84	50/543	\$141.32
66 x 108	50/755	\$181.69

5515LR

Minn Curb Box Pentagon Lid L/Rod 2" Tap

Size	Carton PCS/WT	Price
48 x 84	50/339	\$85.80
66 x 108	50/323	\$110.31

5541

Arch Curb Box 2 Hole Lid with Rod

Size	Carton PCS/WT	Price
48 x 84	50/563	\$150.36

5541LR

Arch Curb Box 2 Hole Lid L/Rod

Size	Carton PCS/WT	Price
48 x 84	50/280	\$94.85

5542

Minn Curb Box 2 Hole Lid with Rod 1 1/2" Tap

Size	Carton PCS/WT	Price
48 x 84	50/690	\$141.32

5542LR

Minn Curb Box 2 Hole Lid L/Rod 1 1/2" Tap

Size	Carton PCS/WT	Price
48 x 84	50/293	\$85.80

5543

Minn Curb Box 2 Hole Lid with Rod 2" Tap

Size	Carton PCS/WT	Price
48 x 84	50/660	\$141.32

5543LR

Minn Curb Box 2 Hole Lid L/Rod 2" Tap

Size	Carton PCS/WT	Price
48 x 84	50/293	\$85.80



5514CPLG

Coupling

Size	Carton PCS/WT	Price
1 1/2" x 2"	50/25	\$19.36
2" x 2"	50/17	\$19.36

5504SA

Arch

Size	Carton PCS/WT	Price
	50/14	\$12.99

5541LAS

Erie Lid with Adapter

Size	Carton PCS/WT	Price
	50/120	\$36.51

5500REP

Lock Nut and Ring

Size	Carton PCS/WT	Price
	50/5	\$35.55

5504TRS

Top Repair Coupling

Size	Carton PCS/WT	Price
	1/2	\$39.20

5500SS

Telescoping Shutoff Rod

Size	Carton PCS/WT	Price
48 x 84	1/6	\$55.57
66 x 108	6/46	\$71.38

- Lightweight composite material reduces shipping expenses/damages
- Constructed of non-corrosive materials, solving hot corrosive soil issues
- 1 1/4" upper section
- Adjusts a full 30" (From 48" to 84")
- Greater extension range offers reduction of inventory without reduction in sales
- A repairable top section with repair parts available
- Comes with an optional stainless steel rod and interchangeable bases
- Converts easily from Minneapolis to Arch Base

Standard Water Lids



5607L

5601L

Curb Box with Foot Piece

USE WITH 1/2" THROUGH 2" CURB STOPS

5627

- 2" I.D. Upper Section
- Shut-off rod available
- **5627L**
- 1 1/2" threaded support ring (5627R 1 1/2") in base casting
- For use with 1/2", 5/8", 3/4" Minneapolis Pattern inverted plug style curb stops



5627L Lid



(side view)

5628B

- 2" I.D. Upper Section
- Shut-off rod available
- **5627L**
- 1 1/2" threaded support ring (5628R 1 1/2") in base casting
- For use with 3/4", 1" Minneapolis Pattern Curb Stops



5627L Lid



(side view)

5627

MPLS Tap 1 1/2" Footpiece - 2" Upper

Size	Pallet PCS/WT	Price
5	25/800	\$194.83
5 1/2	25/850	\$198.13
6	25/900	\$201.22
6 1/2	25/950	\$204.27
7	25/1000	\$207.55
7 1/2	25/1050	\$210.18
8	25/1100	\$213.40

5628B

Same as 5628 but Ball Valves Only

Size	Pallet PCS/WT	Price
3	25/717	\$205.95
4	25/779	\$215.59
5	25/835	\$225.25
7	25/1000	\$244.58
7 1/2	25/1000	\$249.39
8	25/1050	\$254.24
8 1/2	25/1049	\$259.06

5628

- 2" I.D. Upper Section
- Shut-off rod available
- **5627L**
- 2" threaded support ring (5628R 2") in base casting
- For use with 1" Minneapolis Pattern inverted plug type curb stops



5627L Lid



(side view)

5629B

- 2" I.D. Upper Section
- Shut-off rod available
- **5624L**
- 1 1/2" threaded support ring (5628R 1 1/2") in base casting
- For use with 3/4", 1" (ball size) Minneapolis Pattern Curb Stops



5624 Lid

5628

MPLS Tap 2" Footpiece - 2" Upper

Size	Pallet PCS/WT	Price
5	25/800	\$210.77
5 1/2	25/850	\$214.14
6	25/900	\$217.47
6 1/2	25/950	\$220.76
7	25/1000	\$224.36
7 1/2	25/1025	\$227.09
8	25/1050	\$230.57

5629B

Same Curb Box as 5628B, but with model 5624L Lid

Size	Pallet PCS/WT	Price
5	25/825	\$212.34
7 1/2	25/1003	\$228.14



Adjustable steel pipe upper section

Cast iron base casting

Bolts

Cast iron foot piece

NOTES

- Order by model number and maximum extended lengths from 2 1/2' thru 10' (in 6" increments). Example: 5603 8 1/2'
- All Curb Boxes telescope one foot. Lengths shown are at maximum extension:
Example: A 5' Curb Box can be used at depths ranging from 4' to 5'.
- Shut Off Rods and Available Lid Options, see Curb Boxes accessories.

Curb Box with Foot Piece

USE WITH 1/2" THROUGH 2" CURB STOPS

5630

- 2" I.D. Upper Section
- Shut-off rod available
- **5627L**
- For use with 1 1/2" Regular Pattern inverted plug type curb stops

5630

Enlarged footpiece model for 1 1/2" Valve - 2" Upper section

Size	Pallet PCS/AWT	Price
6	25/1025	\$224.86
7	25/1125	\$255.43
7 1/2	25/1100	\$263.71

5631

- 2" I.D. Upper Section
- Shut-off rod available
- **5627L**
- For use with 2" Regular Pattern inverted plug type curb stops

5631

Enlarged footpiece model for 2" Valve - 2" Upper section

Size	Pallet PCS/AWT	Price
7	25/1125	\$255.43
7 1/2	25/1175	\$263.70

5631B

- 2" I.D. Upper Section
- Shut-off rod available
- **5627L**
- 2" threaded support bracket (5690) in base casting
- For use with 1 1/2", 2" (ball size) Minneapolis Pattern Curb Stops

5631B

Same Curb Box as 5631 but for Ball Valves

Size	Pallet PCS/AWT	Price
3 1/2	25/875	\$210.16
4	25/915	\$218.71
5	25/964	\$236.45
7	25/1203	\$271.96
7 1/2	25/1150	\$278.76
8	25/1173	\$285.56
8 1/2	25/1200	\$292.36

NOTES

- Order by model number and maximum extended lengths from 2 1/2' thru 10' (in 6" increments). Example: 5603 8 1/2'
- All Curb Boxes telescope one foot. Lengths shown are at maximum extension:
Example: A 5' Curb Box can be used at depths ranging from 4' to 5'.
- Shut Off Rods and Available Lid Options, see Curb Boxes accessories.



Standard Water Lids



5624L
Tapped 2"
\$ 27.19



5627L
\$ 32.06




5627C
Cap only for 5627L
\$ 7.68

Accessories



5627AB
Brass Anchor Bolt
\$ 6.84



5627AN
Anchor Nut
For 5627 Lid
\$ 6.97



5628R 1 1/2"
Support Ring
\$ 12.58



5628R 2"
Support Ring
\$ 12.58



5690
Minneapolis Valve Support
Bracket - 2" Tap
\$ 28.27

Lids & Accessories



5601 Lids

Model	Marking	Price
5601L	"Water"	\$9.81
5601PL	"No Marking"	\$10.35



Tapped 1 1/4"

5614 Lids

Model	Marking	Price
5614L	"Water"	\$20.27
5614LG	"Gas"	\$20.27
5614LPS	"Sewer"	\$20.27
5614LTW Tracewire	"Water"	\$23.29
5614LSK	"Irrigation"	\$20.27
5614LRW	"Reclaimed Water"	\$20.27



Tapped 1"

5607 Lids

Model	Marking	Price
5607L	"Water"	\$15.93
*5607LG	"Gas"	\$15.93
*5607LPS	"Sewer"	\$15.93
5607LD	"Water"	\$16.72
5607LTW Tracewire	"Water"	\$18.95
5607LSK	"Irrigation"	\$15.93
5607LRW	"Reclaimed Water"	\$15.93

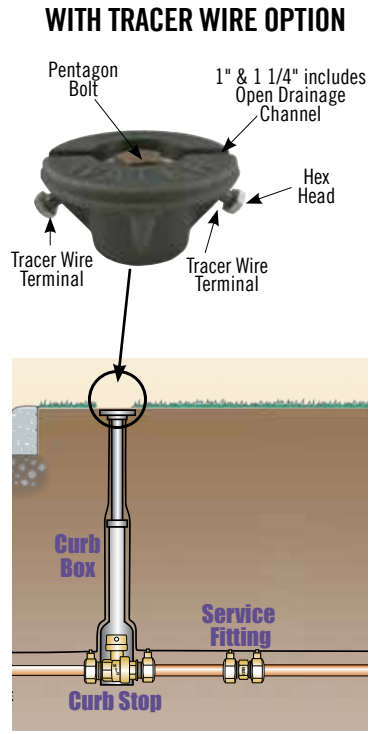
* Pentagon plug with rope-style threads



Tapped 2"

5624 Lids

Model	Marking	Price
5624L	"Water"	\$27.19
5624LG	"Gas"	\$27.19
5624LPS	"Sewer"	\$27.19
5624LTW Tracewire	"Water"	\$30.21
5624LFS	"Fire Sprinkler"	\$27.19



- Tracerwire option not available on all lids, consult factory



Tapped 1 1/2"

5623 Lids

Model	Marking	Price
5623L	"Water"	\$17.78
5623LTW Tracewire	"Water"	\$20.81
5623LCP Cast Iron Plug	"Water"	\$14.77
5623LCPTW	"Water"	\$17.80

Note: Curb Box lids marked other than "Water" may require a minimum order quantity - Contact Factory.

5607BP

1" Brass Pentagon Plug

Size	Carton PCS/WT	Price
1"	25/4	\$5.95

5623BP

1 1/2" Brass Pentagon Plug

Size	Carton PCS/WT	Price
1 1/2"	25/9	\$13.38

5624BP

2" Brass Pentagon Plug

Size	Carton PCS/WT	Price
2"	15/11	\$14.01

5614BP

1 1/4" Brass Pentagon Plug

Size	Carton PCS/WT	Price
1 1/4"	25/5	\$5.38

5623CP

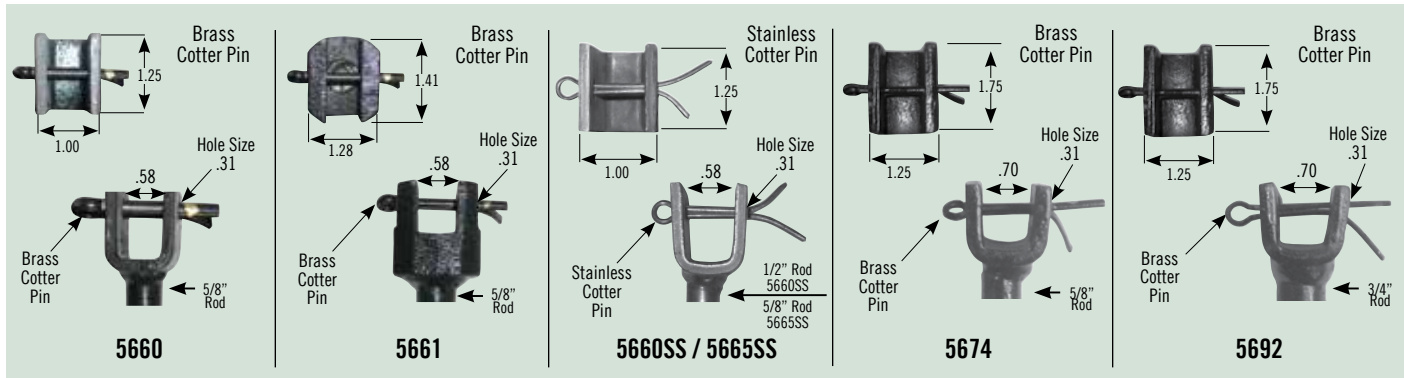
1 1/2" Cast Iron Plug

Size	Carton PCS/WT	Price
1 1/2"	25/7	\$3.66



- A pentagon plug allows access to curb stop or shut-off rod without removing lid.
- For lids with other markings or variations, contact factory.

Shut-Off Rods



Curb Boxes

5660/5660SS/5660SSA

- 5/8" rod (5660)
 - 1/2" Stainless steel rod (5665SS)
- Small key-clamp welded to rod

For use with:

- Ball style curb stops 5/8", 3/4", 1", 1 1/2", 2" (ball size)
- Inverted plug style curb stops 1/2", 5/8", 3/4", 1"

5660

5/8" Shut-Off Rod - Small Key

Size	Carton PCS/WT	Price
12	1/2	\$17.95
18	1/2	\$17.95
24	1/3	\$18.17
30	1/3	\$18.61
36	1/4	\$18.70
42	1/4	\$19.41
48	1/5	\$20.39
54	1/5	\$20.86
60	1/6	\$20.99
66	1/6	\$23.86
72	1/7	\$24.80
78	1/7	\$25.69
90	1/9	\$29.64

5660SSA - American Made

1/2" Stainless Steel Shut-Off Rod

Size	Carton PCS/WT	Price
12	1/1	\$54.50
18	1/2	\$57.42
24	1/2	\$60.33
30	1/2	\$63.17
36	1/3	\$65.86
42	1/3	\$69.20
45	1/3	\$70.59
48	1/3	\$71.96
54	1/4	\$74.88
60	1/4	\$77.90
66	1/4	\$80.66
72	1/5	\$83.48
78	1/5	\$86.40
84	1/5	\$89.12

5660SS

1/2" Stainless Steel Shut-Off Rod

Size	Carton PCS/WT	Price
12	1/1	\$24.25
18	1/2	\$36.37
24	1/2	\$36.86
30	1/2	\$37.72
36	1/3	\$37.91
42	1/3	\$39.64
45	1/3	\$40.48
48	1/3	\$41.33
54	1/4	\$41.94
60	1/4	\$42.53
66	1/4	\$46.38
72	1/5	\$50.23
78	1/5	\$54.08
84	1/6	\$66.77

5661/ 5665SS

- 5/8" rod
- 5/8" Stainless steel rod (5665SS)
- Small key-clamp welded to rod

For use with:

- Ball style curb stops 5/8", 3/4", 1", 1 1/2", 2" (ball size)
- Inverted plug style curb stops 1/2", 5/8", 3/4", 1"

5661

5/8" Shut-Off Rod - Cast Key

Size	Carton PCS/WT	Price
12	1/2	\$18.18
18	1/2	\$18.18
24	1/3	\$19.10
30	1/4	\$19.99
36	1/4	\$20.85
42	1/4	\$21.92
48	1/5	\$22.78
54	1/6	\$23.72
60	1/7	\$24.66
66	1/7	\$25.54
72	1/7	\$26.43
78	1/8	\$27.35
90	1/9	\$31.57

5665SS

5/8" Stainless Steel Shut-Off Rod

Size	Carton PCS/WT	Price
18	1/2	\$52.51
30	1/2	\$55.70
36	1/4	\$62.07
42	1/4	\$65.20
48	1/5	\$68.30
54	1/5	\$71.42
60	1/4	\$74.52
66	1/4	\$77.62
72	1/5	\$80.73
78	1/5	\$83.83

5674

- 5/8" rod
 - Large key-clamp welded to rod
- For use with:**

- Ball style curb stops 1 1/4", 1 1/2", 2" (ball size)
- Inverted plug style curb stops 1 1/4", 1 1/2", 2"

5674

5/8" Shut-Off Rod - Large Key

Size	Carton PCS/WT	Price
12	1/2	\$17.95
18	1/2	\$17.95
24	1/3	\$18.17
30	1/3	\$18.61
36	1/4	\$18.70
42	1/4	\$19.41
48	1/5	\$20.39
54	1/6	\$20.86
60	1/6	\$20.99
66	1/7	\$23.86
72	1/8	\$24.80
78	1/8	\$25.69
84	1/9	\$27.24
90	1/9	\$29.64
102	1/10	\$33.59

5692

- 3/4" rod
 - Large key-clamp welded to rod
- For use with:**

- Ball style curb stops 1 1/2", 2" (ball size)
- Inverted plug style curb stops 1 1/4", 1 1/2", 2" (For use with 2" upper sections only)

5692

3/4" Shut-Off Rod - Large Key

Size	Carton PCS/WT	Price
30	1/6	\$44.03
36	1/5	\$38.45
42	1/6	\$44.10
48	1/7	\$45.17
54	1/9	\$45.89
60	1/8	\$47.59
66	1/11	\$49.27
72	1/9	\$53.74
78	1/10	\$58.24



Extended box length in feet	2 1/2'	3'	3 1/2'	4'	4 1/2'	5'	5 1/2'	6'	6 1/2'	7'	7 1/2'	8'
Rod length in inches	12"	18"	24"	30"	36"	42"	48"	54"	60"	66"	72"	78"

-Order by rod model number and length of rod in inches. Example: 5660 4'

Curb Box Parts & Accessories

304B

Heavy steel rod
Slotted key fits top of all shut-off rods. Spanner wrench end fits 5601L lid. Pentagon wrench fits 5607L, 5614L, 5623L, 5624L, and 5627L lids.



304B

Curb Box Key and Lid Wrench

Size	Carton PCS/WT	Price
2	1/4	\$49.27
3	1/6	\$49.27
4	1/7	\$49.82
5	1/8	\$58.97
6	1/10	\$58.56
7	1/10	\$68.20
8	1/13	\$74.98

Slotted End

304K

Pentagon Key
Fits 5607L, 5614L, 5623L, 5624L and 5627L lids.




304K

Pentagon Key

Size	Carton PCS/WT	Price
	1/1	\$6.84

305

Fits in curb boxes with upper sections 1 1/4" and larger, and directly onto operating head of the curb stop.



305

Shut-Off Rod for Boxes over 1 1/4"

Size	Carton PCS/WT	Price
2	1/3	\$73.72
3	1/4	\$73.72
4	1/6	\$75.31
6	1/8	\$75.85
8	1/10	\$80.71
10	1/12	\$87.96

Slotted End
.69 I.D.

1.31 O.D.

5614RL

Repair Lid - Fits 1" or 1 1/4" pipe

Size	Carton PCS/WT	Price
	1/4	\$46.87



5660CP

Brass Cotter Pin for Shut-Off Rods 1 1/2" Long



Size	Carton PCS/WT	Price
1 1/4"	50/1	\$1.58

5639

Cast Iron Curb Box Receptacle
(For use with 1" upper section curb boxes (5601 Erie pattern).



Size	Carton PCS/WT	Price
	1/3	\$14.01

5660SSCP


Stainless Steel Cotter Pin for Shut-Off Rods 1 3/4" Long




Size	Carton PCS/WT	Price
1 1/4"	10/1	\$3.18

Extended box length in feet	2 1/2'	3'	3 1/2'	4'	4 1/2'	5'	5 1/2'	6'	6 1/2'	7'	7 1/2'	8'
Rod length in inches	12"	18"	24"	30"	36"	42"	48"	54"	60"	66"	72"	78"


-Order by rod model number and length of rod in inches. Example: 5660 4'



Cast Iron Repair Couplings



"TRS" is used for top curb box thread repairs and extends height by 3"



"RC" couplings are used to repair or extend the upper section of curb box pipe

5601TRS

Curb Box Repair Coupling
For use with 1" upper section

1"

Size	Carton PCS/WT	Price
1"	1/3	\$10.52

5601RC

Curb Box Coupling
For use with 1" upper section

Size	Carton PCS/WT	Price
1"	1/2	\$8.17

5604TRS

Curb Box Repair Coupling
For use with 1 1/4" upper section

1 1/4"

Size	Carton PCS/WT	Price
1 1/4"	1/3	\$12.85

5604RC

Curb Box Coupling
For use with 1 1/4" upper section

Size	Carton PCS/WT	Price
1 1/4"	1/2	\$9.35

5605TRS

Curb Box Repair Coupling
For use with 1 1/2" upper section

1 1/2"

Size	Carton PCS/WT	Price
1 1/2"	1/4	\$16.36

5605RC

Curb Box Coupling
For use with 1 1/2" upper section

Size	Carton PCS/WT	Price
1 1/2"	1/3	\$10.52

5606TRS

Curb Box Repair Coupling
For use with 2" upper section

2"

Size	Carton PCS/WT	Price
2"	1/5	\$18.70

5606RC

Curb Box Coupling
For use with 2" upper section

Size	Carton PCS/WT	Price
2"	1/3	\$12.85

