

For Residential and Commercial Applications

Job Name:

Engineer/Architect:

Job Location:

Wholesaler:


Submittal Date:

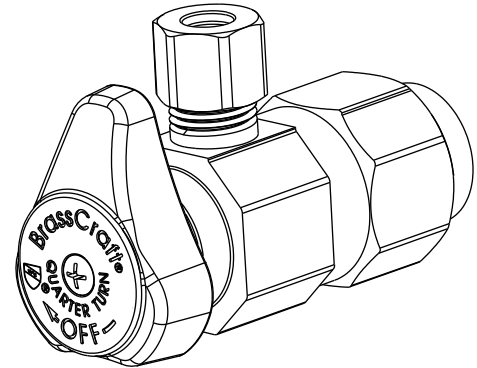
Contractor:

G2PS09X/19X 1/4 Turn Push Connect Angle Stop – Compression Outlet

Use: For use in potable water distribution systems in accessible locations only. Not intended for recirculation systems/continuous use temperatures above 115° F. For those applications, use our KT™ series ball stop.

Design Features:

- **One-piece, shut-off mechanism** provides smooth on-off operation
- **Compatible with** PEX, copper, and CPVC
- **Pre-assembled tube insert** is “installation ready” for a faster connection
- **Fast, reliable, and secure connection**
- **Positive 1/4 turn shut-off**
- **Easy-to-remove handle** helps protect against accidental operation during rough-ins
- **Available in** push connect x compression and push connect x push connect configurations
- **Compact machined** one-piece body design
- **100% leak tested**
- 



Operating Specifications:

Temperature: 40° - 160° F

Pressure: 125 PSI maximum

STOP MATERIAL SPECIFICATIONS	
Body	Brass, plated
Stem Barrel	TPE
Stem Shaft	Glass-filled polypropylene
Stem O-ring	Rubber
Handle	ABS, plated or zinc die cast, plated
Handle Screw	Steel, zinc plated
Compression Nut	Brass, plated
Compression Sleeve	Brass
Gripper Ring	Stainless steel
Tube Stiffener	POM
Removal Collet	Glass-filled nylon
Push connect O-ring	Rubber

This specification and all information contained herein is the confidential and exclusive property of Brasscraft Manufacturing Company and shall not be disclosed to others without the written consent of Brasscraft Mfg. Co. This specification must be returned to Brasscraft Mfg. Co. if requested.

400.92 G2PS19X 1/4 Turn Push Connect Angle Stop - Comp Outlet REV 9.19

Brasscraft®

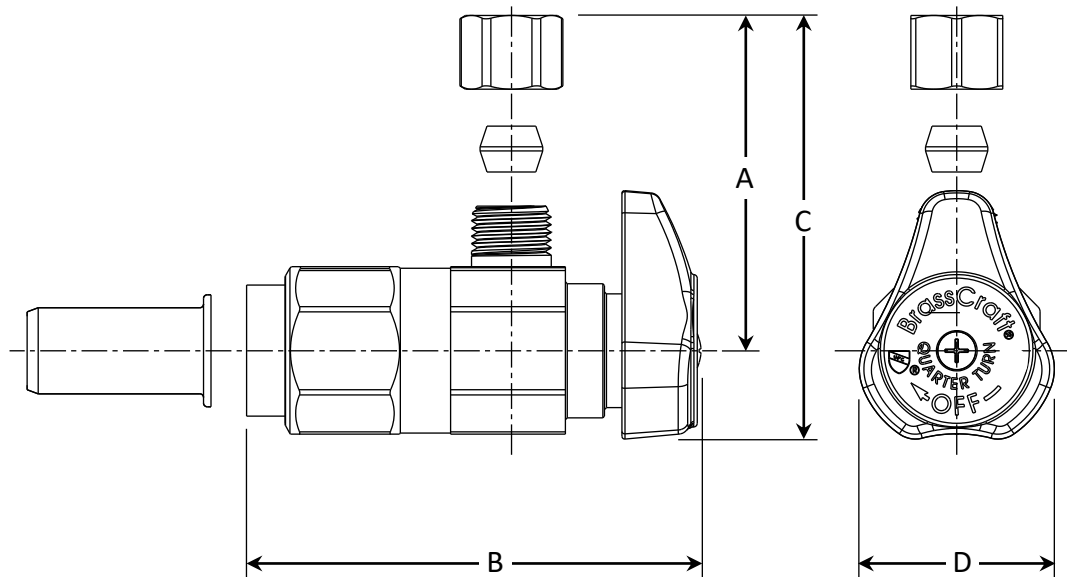
©2019 Brasscraft Manufacturing Company

G2PS09X/19X 1/4 Turn Push Connect Angle Stop – Compression Outlet

Part Listing:

<input type="checkbox"/>	G2PS09X C	1/2" nom push connect x 1/4" OD compression, chrome plated
<input type="checkbox"/>	G2PS09X CM	1/2" nom push connect x 1/4" OD compression, chrome plated, contractor pack
<input type="checkbox"/>	G2PS19X C	1/2" nom push connect x 3/8" OD compression, chrome plated
<input type="checkbox"/>	G2PS19X C1	1/2" nom push connect x 3/8" OD compression, chrome plated, window tray
<input type="checkbox"/>	G2PS19X CD	1/2" nom push connect x 3/8" OD compression, chrome plated, carded
<input type="checkbox"/>	G2PS19X CM	1/2" nom push connect x 3/8" OD compression, chrome plated, contractor pack
<input type="checkbox"/>	G2PS19L1X CB	1/2" nom push connect x 3/8" OD compression, less nut, chrome plated, bulk
<input type="checkbox"/>	G2PS19TX CB	1/2" nom push connect x 3/8" OD compression, stuffing box, chrome plated, bulk

PART DIMENSIONS (Inches)				
Model	DIM. A	DIM. B	DIM. C	DIM. D
G2PS09X	1.06	2.46	1.56	1.07
G2PS19X	1.06	2.46	1.56	1.07



Listings & Certifications:

- IAPMO listed to ASME A112.18.1 / CSA B125.1 (includes NSF/ANSI 372 and NSF/ANSI/CAN 61)



This specification and all information contained herein is the confidential and exclusive property of Brasscraft Manufacturing Company and shall not be disclosed to others without the written consent of Brasscraft Mfg. Co. This specification must be returned to Brasscraft Mfg. Co. if requested.

400.92 G2PS19X 1/4 Turn Push Connect Angle Stop - Comp Outlet REV 9.19

BrassCraft

©2019 Brasscraft Manufacturing Company