
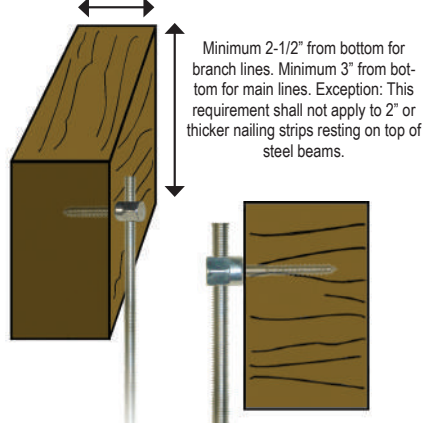


SIDEWINDER® FOR WOOD - Horizontal Application



Application

Not less than 2" nominal width (1-1/2" up to 3-1/2" pipe; not less than 3" (2-1/2") nominal width 4" & 5" pipe



Floor Joist

Product Features

- No pre-drilling required.
- Quick to install using the Sammy Nut Driver with an 18V cordless drill/driver.
- Saves time from traditional methods.
- Reduces installation costs.
- Manufactured in the U.S.A.

Composite / Truss

Consult truss manufacturer for recommended installation point.

*Pre-drilling may be required for Model SWG 25-380. Tool available on page 11.

Watch a video demonstration at www.itwbuildex.com



#14 SW Red Nut Driver Part # 8114910

Approvals	Rod Size	Part Number	Model	Screw Descriptions	Ultimate Pullout (lbs)	UL Test Load (lbs)	Box Qty	Case Qty
HORIZONTAL MOUNT								
	1/4"	8019957	SWG 200	1/4 x 2"	1725 (Fir)		25	125
	3/8"	8020957	SWG 10	1/4 x 1"	622 (Fir)	300	25	125
	3/8"	8021957	SWG 20	1/4 x 2"	1725 (Fir)	1050	25	125
	3/8"	8073925	SWG 20-SS	1/4 x 2"	1725 (Fir)	850	25	125
	3/8**	8022925	SWG 25-380	3/8 x 2-1/2"	2249 (Fir)	1500	25	125
	3/8"	8023925	SWG 30	1/4 x 3"	1884 (Fir)		25	125

* May require pre-drilling; consult joist manufacturer.

SAMMYS SWIVEL HEAD™ FOR WOOD - Swivel Application

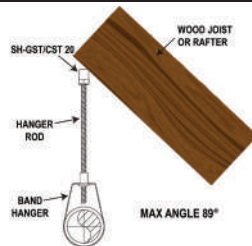


#14 Black Nut Driver Part # 8113910



#14 SH Orange Nut Driver Part # 8273910

Application



Product Features

- Eliminates distortion of threaded rod.
- Accommodates up to 3 1/2" x 12 pitch roof.
- Allows 17° deflection from vertical.
- Saves time from traditional methods.
- Reduces installation costs.
- Manufactured in the U.S.A.

Approvals	Rod Size	Part Number	Model	Screw Descriptions	Ultimate Pullout (lbs)	UL Test Load (lbs)	FM Test Load (lbs)	Min Thickness	Box Qty	Case Qty
SWIVEL MOUNT										
	3/8"	8139957	SH-GST 20	1/4 x 2"	1257 (Fir)	1050	1475		25	125
	3/8**	8269957	SH-GST/CST 20	5/16 x 1-3/4"	1903 Dim. Lumber 1406 @ 45° off vertical Dim. Lumber	1500 850 @ 45°			25	125
	1/2"	8303957	SH-GST/CST 2.0	5/16 x 1-3/4"	903 Dim. Lumber 1406 @ 45° off vertical Dim. Lumber				25	125

* May require pre-drilling; consult joist manufacturer.