



Mariposa®

5' BubbleMassage™ Bath

K-1239-GLA



Features

- Integral flange.
- Left drain.
- Integral lumbar support and armrests for comfort.
- Integral apron with removable access panel.
- Textured bottom surface.
- 60" (1524 mm) x 36" (914 mm) x 20" (508 mm)

Material

- Acrylic

Hydrotherapy

- 120 BubbleMassage™ airjets.
- Automatic purge cycles remove residual water from air channels after use.
- Built-in 300 W heater.
- Variable-speed blower for adjusting hydromassage intensity.
- Keypad control.

Installation

- Alcove

Recommended Accessories

- K- 1446 Remote Installation Kit
- K- 1491 Bath/Whirlpool Pillow
- K- 1601 Bath/Whirlpool Footstop
- K- 7166-AF Bath Drain
- K- 24916 Wireless Music Kit



Codes/Standards






ASME A112.19.7/CSA B45.10
CSA B45.5/IAPMO Z124
ASTM E162
ASTM E662
UL 1795
Greenguard UL 2818 - Gold
CARB P2

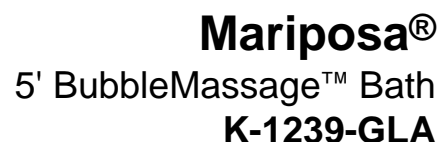
KOHLER® One-Year Limited Warranty

See website for detailed warranty information.

Available Color/Finishes

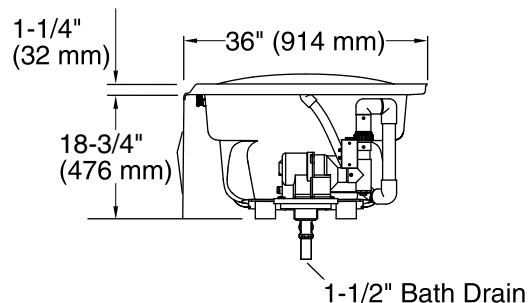
Color tiles intended for reference only.

Color	Code	Description
	0	White
	96	Biscuit
	47	Almond
	NY	Dune
	G9	Sandbar



A top-down technical drawing of a vehicle chassis. The overall width is indicated by a dimension line at the bottom as 60 inches (1524 mm). The height from the top edge to the centerline is shown as 18 inches (457 mm) with a dashed line extending to the centerline. A specific mounting point on the left side is located 10-1/4 inches (260 mm) from the left edge. The diagram shows various components like wheels, suspension parts, and internal structural elements.

1-1/4" (32 mm)
1/2" (13 mm) R.



Do not relocate or alter the PVC tee or coiled flexible tubing connected to the blower. Follow the blower relocation instructions exactly.