

**LOW LEAD COMPLIANT
 2 PC FULL PORT* 600 WOG**

Features:

- 600 WOG Non-Shock
- 400 PSI Maximum for FM Approved Applications
- 150 WSP
- Full Port*
- NSF 61 Annex G Certified (UL) (Annex G references NSF 372)
- Threaded NPT Ends (ANSI B1.20.1)
- Forged Brass Body & Endcap
- 100% Electronically Tested in Open & Closed Position at 80 PSI
- Meets MSS SP-110 Standards
- FM & CSA Approved (1/2"~2")
- Blow-out Proof Stem
- Dual O-ring Non-adjustable Packing**
- Accessories (Sold Separately)
 - Lock Lever Kit (1/4"~4")
 - Stem Extension Kit (1/4"~4")
 - Tee Handle Kit (1/4"~1")
 - Oval Handle Kit (1/4"~2")
 - Memory Stop Kit (1/4"~2")
 - Stainless Handle (1/4"~2")

* 4" Valve is Standard Port

** 1/4" & 3/8" Utilize one o-ring, one packing ring and adjustable packing nut



NOT RECOMMENDED FOR BURIED SERVICE

2-1/2"-4" not CSA approved

Low Lead Compliant: Referring to laws defining "Lead Free" as wetted surface of pipe, fittings and fixtures in potable water systems that have a weighted average lead content ≤ 0.25% per the Safe Drinking Water Act (Sec. 1417) amended 1-4-2011 as well as other state regulations.

Gas Approvals

- CSA Class 3371-08, ANSI Z21.15/CSA9.1, 1/2 PSIG, -40°F~149°F
- CSA Class 3371-10, CGA 3.16, 125 PSIG, -40°F~149°F
- CSA Class 3371-12, CR91-002, 2 & 5 PSIG, -40°F~149°F
- CSA Class 3371-88, ANSI Z21.15/CSA9.1, 1/2 PSIG, -40°F~149°F
- CSA Class 3371-90, ASME B16.33/B16.38, 125 PSIG, -40°F~149°F
- CSA Class 3371-92, ASME B16.44, 5 PSIG, -40°F~149°F

Figure Number Matrix

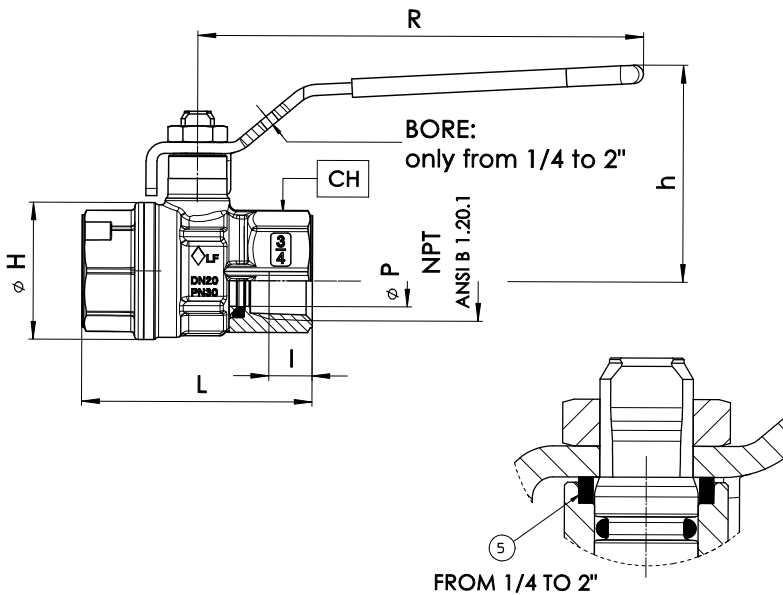
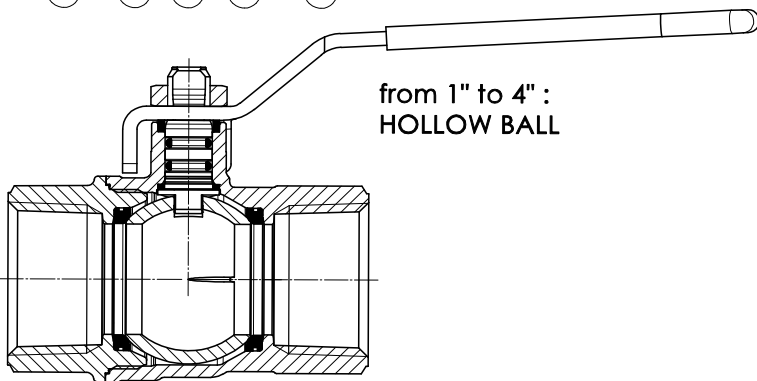
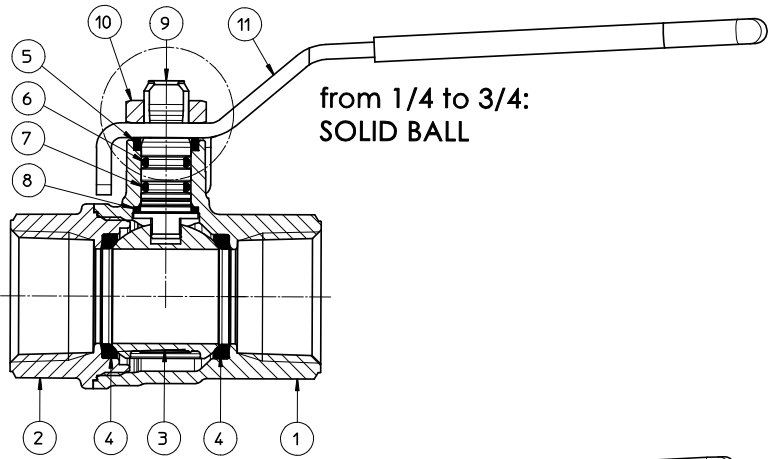
FNW X415 Size	
SIZE CODE	
1/4 = B	1-1/2 = J
3/8 = C	2 = K
1/2 = D	2-1/2 = L
3/4 = F	3 = M
1 = G	4 = P
1-1/4 = H	

Kit Codes (Order Separately)

FNW 420 Kit Size	
KIT TYPE	SIZE CODE
Locking Handle = LHK	1/4"~1/2" = BD
Stem Extension = SE	3/4"~1" = FG
Tee Handle = THK	1-1/4"~1-1/2" = HJ
Oval Handle = OHK	2" = K
Memory Stop = MSK	2-1/2"~4" = LM
Stainless Handle = SSKH	

Note: The figure X415 uses the same accessories as the 420. Since the 4" valve is standard port, the accessories for the 2-1/2", 3" valves also fit the 4" size.

LOW LEAD COMPLIANT 2 PC FULL PORT* 600 WOG



Standard Materials

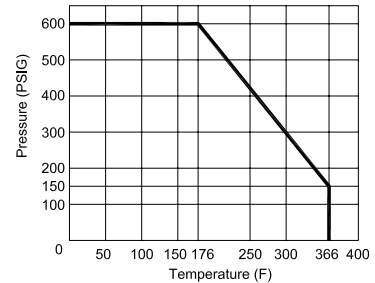
Ref. No.	Description	Material	Qty
1	Body	Brass CW 510L	1
2	End Conn	Brass CW 510L	1
3	Ball	Brass CW 510L	1
4	Seat	PTFE	2
5	Packing Ring	PTFE	1
6	O-ring	FKM	1
7	O-ring	NBR	1
8	Thrust Washer	PTFE	1
9	Stem	Brass CW 510L	1
10	Nut	Steel CL 04	1
11	Handle	Steel DD11	1

Dimensions (inches)

Size	ØP	I	L	ØH	CH	R	h	Wt.
1/4	0.39	0.39	2.03	0.91	0.79	3.78	1.67	0.34
3/8	0.39	0.41	2.03	0.91	0.79	3.78	1.67	0.31
1/2	0.55	0.54	2.22	1.22	0.98	3.78	1.77	0.41
3/4	0.75	0.55	2.46	1.46	1.22	4.76	2.22	0.69
1	0.94	0.66	3.01	1.76	1.50	4.76	2.32	0.95
1-1/4	1.19	0.68	3.37	2.11	1.89	5.94	2.85	1.62
1-1/2	1.50	0.68	3.70	2.64	2.13	5.94	3.09	2.14
2	1.95	0.70	4.33	3.39	2.64	6.30	3.70	3.79
2-1/2	2.44	0.93	5.16	4.09	3.27	8.07	4.59	6.63
3	2.99	1.02	5.94	4.96	3.86	8.07	4.98	9.76
4	2.99	1.09	6.50	5.28	4.92	8.07	4.98	12.55

Cv & Weights

Size	Cv	Wt. (Lbs)
1/4	6	0.34
3/8	7	0.30
1/2	19	0.40
3/4	34	0.70
1	45	0.97
1-1/4	75	1.63
1-1/2	180	2.17
2	210	3.83
2-1/2	400	6.69
3	650	9.88
4	650	12.51



DOC: FNWX41513 Ver. 04/2018

© 2018 - FNW. All rights reserved.

The FNW logo is a trademark of Ferguson Enterprises, Inc., PL Sourcing, PO Box 2778, Newport News, VA 23609

The contents of this publication are presented for information purposes only, and while effort has been made to ensure their accuracy, they are not to be construed as warranties or guarantees, expressed or implied, regarding the products or services described herein or their use or applicability. All sales are governed by our terms and conditions, which are available on request. We reserve the right to modify or improve the designs or specifications of our products at any time without notice. Always verify that you have the most recent product specifications or other documentation prior to the installation of these products.