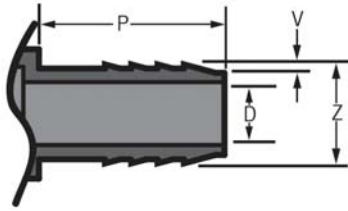




Barbed Insert Fittings Weights & Dimensions



**Dimensions of Insert Ends
ASTM D 2609**

Nominal Size in.	Insert Length "P" min.	Barb O.D. "Z" max. min.	Barb Depth "V" min.	Inside Diameter "D" min.
1/2	1-1/4	.665 .635	.015	.406
3/4	1-1/4	.865 .835	.015	.562
1	1-1/4	1.095 1.065	.020	.750
1-1/4	1-1/4	1.425 1.395	.025	.995
1-1/2	1-1/2	1.665 1.630	.030	1.125
2	1-1/2	2.125 2.085	.030	1.656
2-1/2	2	2.520 2.487	.030	2.062
3	2-1/8	3.125 3.086	.030	2.600
4	3	4.090 4.044	.030	3.525

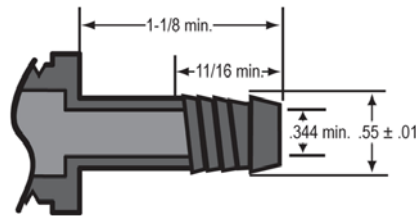
**Dimensions of Polyethylene Pipe
ASTM D 2104 and D 2239**

Nominal Size in.	Average I.D. in.	Tolerance in.
1/2	.622	+.010 - .010
3/4	.824	+.010 - .015
1	1.049	+.010 - .020
1-1/4	1.380	+.010 - .020
1-1/2	1.610	+.015 - .020
2	2.067	+.015 - .020
2-1/2	2.469	+.015 - .025
3	3.068	+.015 - .030
4	4.026	+.015 - .035

Insert Fittings Dimensions

- G** = (LAYING LENGTH) Intersection of center lines to insert bottom or thread bottom; 90° elbows, tees & crosses; ± 1/32 inch.
- H** = Intersection of center lines to end of insert or face of fitting; 90° elbows, tees & crosses; ± 1/32 inch.
- L** = Overall length of fittings; ± 1/16 inch.
- N** = (LAYING LENGTH) Insert bottom to insert bottom; couplings & straight adapters; ± 1/16 inch.

Dimensions of Spiral Barb Ends



STANDARDS & SPECIFICATIONS

• ASTM D 2609

Plastic Insert Fittings for Polyethylene (PE) Plastic Pipe.



National Sanitation Foundation (NSF®)

Standard 14 Plastic Fittings for Potable Water.

• Material

Spears® Insert Fittings are produced from PVC Type 1, Minimum Cell Classification 12454. CPVC Minimum Cell Classification 23447.

It is the users responsibility to determine the suitability for the intended service application.

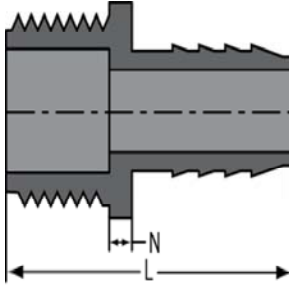


Barbed Insert Fittings Weights & Dimensions

Male Adapter - PVC

Mipt x Insert

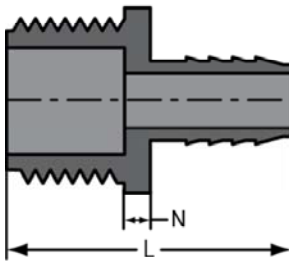
Dimensions Also Applicable to
1436-XXXC CPVC Inserts



Part Number	Size	L	N	Approx. Wt. (Lbs.)
1436-002	1/4	1-19/32	5/32	.00
1436-005	1/2	2-7/16	1/4	.02
1436-007	3/4	2- 7/16	1/4	.03
1436-010	1	2- 5/8	1/4	.06
1436-012	1-1/4	2-5/8	3/16	.08
1436-015	1-1/2	2-31/32	5/16	.11
1436-020	2	2-13/16	1/8	.16
1436-025	2-1/2	4- 3/16	7/16	.32
1436-030	3	4- 9/32	13/32	.46
1436-040	4	5- 1/4	3/8	.75

Male Adapter, Reducing - PVC

Mipt x Insert



Part Number	Size	L	N	Approx. Wt. (Lbs.)
1436-074	1/2X3/4	2- 5/16	1/8	.02
1436-075	1/2X1	2- 5/8	7/16	.04
1436-101	3/4X1/2	2- 5/16	1/8	.02
1436-102	3/4X1	2- 9/16	1/4	.03
1436-131	1X3/4	2- 9/16	3/16	.04
1436-132	1X1-1/4	2- 5/8	1/4	.07
1436-133	1X1-1/2	3- 1/16	5/16	.10
1436-167	1-1/4X3/4	2-25/32	9/32	.07
1436-168	1-1/4X1	2-25/32	9/32	.08
1436-169	1-1/4X1-1/2	3- 1/16	5/16	.10
1436-211	1-1/2X1	2-13/16	5/16	.11
1436-212	1-1/2X1-1/4	2-27/32	11/32	.11
1436-213	1-1/2X2	3- 3/32	5/16	.13
1436-251	2X1-1/2	3- 7/32	13/32	.17