

Table of Contents


ITEM NAME	PAGE NUMBER
A	
Aerators.....	26, 27
B	
Basin Faucet	28
Bathcock.....	28
Bath & Shower Drains	
Brass.....	6
Shower Drains.....	7
White Polypropylene.....	6
Boiler Tube Plug.....	31
C	
Ceiling Plates.....	22
Cleanouts.....	11, 31, 32
Cleanout Tee.....	11
Closet Flanges.....	23
Closet Spuds.....	24
Curtain Rod Holder.....	19
D	
Deck Plate Cleanout.....	32
Dishwasher Fitting.....	16
Dishwasher Tail Accessories.....	25
Dispenser.....	35
Diverter.....	20
Drains	
Bath.....	6
Grid Assemblies.....	8
Lift & Turn.....	6
Mobile Home.....	37
Pop Up & P.O. Plug.....	8
PVC Sink.....	25
Shower.....	7
Sink.....	25, 38
Toe Tap.....	6
Drinking Water Faucet.....	28
DWV	
Dandy Cleanout.....	11
P Trap.....	11
Trap Adapter.....	11
Wye.....	11
E	
Electrical Tape.....	33
Escutcheons	
Chrome Plated Steel.....	22
Chrome Plated Steel Low Pattern.....	22
Floor & Ceiling Plates.....	22
Gerber Style.....	30
Extension Shanks.....	36
F	
Faucet	
Drinking Water Faucet.....	28
Handles.....	30
Hole Cover.....	36
Mobile Home.....	37
Stems, Diverter & Seats.....	30
Flanges	
Closet.....	23
Shower.....	19


ITEM NAME	PAGE NUMBER
Floor Plates.....	22
Flush Cleanout.....	11
G	
Gauge.....	34
Grid Drain Assemblies.....	8
H	
Hand Held Shower	
Diverter.....	20
Volume Control.....	20
Handles.....	30
I	
Integral Stop.....	35
M	
Mobile Home Products	
Faucets.....	37
Sink Drains.....	38
Strainers.....	37
Tub Drains.....	38
Mouting Bracket.....	35
P	
Pipe Cutters.....	34
Pipe Wrap.....	33
Plugs	
Boiler Tube.....	31
Lead "Fit All".....	31
Test Plug.....	31
Pop Up & P.O. Plug.....	8
Pressure Gauge.....	34
Pressure Relief Valve.....	36
PVC	
Electrical Tape.....	33
Pipe Cutters.....	34
Pipe Wrap.....	33
Shower Drain.....	7
Sink Drain.....	25
R	
Replacement Baskets.....	5
S	
Saddle Tee.....	32
Saddle Valves.....	24
Self Closing Valves.....	29
Shower	
Drains.....	7
Hose.....	20
Mobile Home.....	38
Mounting Bracket.....	35
Showerheads, Arms, Flanges & Accessories	
Accessories.....	19, 20
Adjustable Metal.....	18
Arm With Flange.....	19
Arms.....	19
Hand Held Kit.....	20


ITEM NAME	PAGE NUMBER
Massage.....	19
Standard Plastic.....	18
Water Miser.....	18
Sink Drains.....	25, 38
Sink Strainers	
Chrome Plated Brass.....	4
Mobile Home.....	37
Replacement Baskets.....	5
Stainless Steel.....	4, 5
Slip Nuts.....	23
Soap Dispenser.....	35
Socket Wrench Set.....	34
Spouts.....	21
Spuds.....	24
Standing Waste.....	6
Parts For Standing Bath Waste.....	7
Stems.....	30
Supply Valves	
Multi-Turn.....	12, 13
Quarter Turn.....	14, 15
T	
Thread Sealing.....	33
Toilet Tank Accessories.....	21
Traps	
Cast Brass.....	9, 10
Cast Iron.....	10
DWV P.....	11
Semi Cast Brass P.....	9
Trip Lever Face Plate.....	6
Tub	
Mobile Home.....	38
Spouts.....	21
Test Plug.....	31
U	
Urinal Spuds.....	24
V	
Valves	
Integral Stop.....	35
Mounting Bracket.....	35
Pressure Relief.....	36
Saddle.....	24
Self Closing.....	29
Washing Machine.....	25
Volume Control.....	20
W	
Washing Machine Tee.....	25
Water Supply Connectors	
Dishwasher Connectors.....	16, 17
Faucet Supply Connectors.....	16
Ice Maker Connectors.....	17
Supply Connectors.....	16, 17
Tank Supply Connectors.....	16
Vinyl Supply Connectors.....	17
Washing Machine Connectors.....	17
Wrench Set.....	34


Certifications & Approvals


Matco-Norca is committed to maintaining a high standard of quality for all the products we offer. Most products in this catalog are labeled with a designated approval or certification code. Below is a brief description of these approvals.


- 


ADA **American Disabilities Act** — Protecting the rights of people with physical or mental disabilities.
- 


ANSI **American National Standards Institute** — Organization that coordinates work among U.S. Standards writing groups; Works in conjunction with other groups such as ISO, ASME, ASTM, etc.
- 


ASME **American Society of Mechanical Engineers** — Develops standards and testing criteria for finished products.
- 


ASSE **American Society of Sanitary Engineering** — Develops standards and qualifies products for plumbing and sanitary installations.
- 


ASTM **American Society for Testing Materials** — Develops standards for materials, products, systems and services.
- 


AWWA **American Water Works Association** — Promotes public health through improvement of water quality. Develops standards for valves, fittings and equipment.
- 


CSA **Canadian Standards Association** — Develops standards, tests and qualifies products used in gas lines and gas appliance installations.
- 


FM **Factory Mutual** — Develops standards and qualifies products for use by the general public.
- 


ISO **International Standards Association** — A worldwide process control organization. An internationally recognized certification for manufacturers that comply with high standards of quality control. Developed standards ISO-9000 through ISO-9004
- 


MSS **Mechanics Standardization Society of the Valves & Fittings Industry, Inc.** — A committee of manufacturers that develops technical codes and standards for the valve & fitting industry.
- 


NACE **National Association of Corrosion Engineers** — Equips society to protect people, assets and the environment from the adverse effects of corrosion.
- 

NSF **NSF International** — An organization committed to public health that writes standards and certifies products for food, water and consumer products.
- 

SDWA **The Safe Drinking Water Act** — Is the main federal law that ensures the quality of Americans' drinking water. Under SDWA, EPA sets standards for drinking water quality and oversees the states, localities, and water suppliers who implement those standards. Weighted average lead content of water contact components must be 0.25% or less.
- 

UL **Underwriter's Laboratory** — Tests and qualifies valve and fittings products under UL standards for safety.
- 

UPC **Uniform Plumbing Code** — Developed by the International Association of Plumbing and Mechanical Officials to govern the installation and inspection of plumbing systems as a means of promoting the public's health, safety and welfare.
- 

USC **University of Southern California** — Foundation for Cross-Connection Control and Hydraulic Research that lists approved backflow prevention assemblies.
- 

WS **Water Sense** — A U.S. Environmental Protection Agency (EPA) program designed to encourage water efficiency in the United States through the use of a special label on consumer products.

Sink Strainers

		MATCO-NORCA MODEL NUMBER	PRODUCT DESCRIPTION	CARTON QUANTITIES			
				INNER	MASTER		
		SS Stainless Steel Sink Strainers					
		SS-100	Fits 3-1/2" to 4" Openings Neoprene Stopper, Fixed Stick Post	1	50	SP®	
		SS-102S	Neoprene Stopper, Fixed Stick Post, Satin Nickel Finish	1	50		
		SS-105	Wing Nuts With Screwdriver Slot For Easy Installation, Brass Slipnut	1	50		
		SS-111	Double Cup Economy - 1 Piece Construction, Fixed Stick Post	1	50		
		SS-112	Deep Double Cup - Long Shank, Neoprene Stopper, Fixed Stick Post	1	50		
		SS-145	Deep Double Cup - Long Shank 3-3/8" Extra Heavy Rubber Washer, Spring Clip Basket With Ribbed Rubber Stopper For Positive Water Seal	1	50		
		SS-150	Stainless Steel Clad Plastic - Stainless Steel Basket With Fixed Stick Post, Neoprene Stopper	1	50		
		SS-185B	Deep Double Cup - Long Shank, Snap Lock Basket With Ribbed Rubber Washer For Positive Water Seal, Brass Slipnut	1	50	UPC®	
		SS-195	Twist & Seal - Metal to Metal Seal, Heavy Die Cast Locknut	1	50		
		SS-195B	Twist & Seal - Metal to Metal Seal, Heavy Die Cast Locknut, With Brass Slipnut	1	50		
		SS-400	4-1/2" Flat Top Sink Strainer - Galvanized Locking Shell	1	50		
		SS Chrome Plated Brass Sink Strainers					
		SS-125	Stamped Brass - Heavy Die Cast Locknut, Thick 3-3/8" Rubber Washer, Neoprene Stopper, Fixed Stick Post	1	50		
		SS-175	Cast Brass - Brass Locknut, Chrome Brass Slipnut, Neoprene Stopper	1	25		

Sink Strainers

**MATCO-NORCA
MODEL NUMBER**

**PRODUCT
DESCRIPTION**

**CARTON QUANTITIES
INNER MASTER**

SS **Stainless Steel Sink Strainers**



SS-200



SS-300



SS-600



SS-605

SS-200

Fits 1-7/8" to 2-1/2" Openings

Duplex Strainer With Flat Grid,
Zinc Plated Nut

1

100

SS-300

Wash Tray Design With Rubber Stopper

1

100

SS-600

Junior Dual Basket Strainer, Printed Box

1

100

SS-6000

Junior Dual Basket Strainer, Plain Box

1

100

SS-605

Chrome Junior Dual Basket Strainer,
Deep Pattern

1

100

SS **Replacement Baskets For Strainers**

SS-500M

Fits All Sink Strainers - Rubber Seal

1

100

SS-510

Fits SS-100, SS-105 & SS-111

10

200

SS-512

Fits SS-112

1

100

SS-525

Fits SS-125

1

100

SS-575

Fits SS-175

1

100

SS-585

Fits SS-185B

1

100

SS-595

Fits SS-195 & SS-195B

1

100

SS-610

Fits SS-600 & SS-6000

1

100

SS-615

Fits SS-605

1

200



SS-500M

Sink Strainers

Bath & Shower Drains



TWB Bath Drains - Brass - Gerber Style

Extra Heavy Castings, Brass Nuts, 20 Gauge Tubes

MATCO-NORCA MODEL NUMBER	PRODUCT DESCRIPTION	CARTON QUANTITIES INNER	CARTON QUANTITIES MASTER
TWB-100	1-1/2" Trip Lever With Grid Drain	1	12
TWB-605	1-1/2" Pop-Up Drain	1	12



TWB Bath Drains - White Polypropylene

TWB-150	Trip Lever	1	20
TWB-250	Lift & Turn	1	20
TWB-350	Toe Touch	1	20



TWB Trip Lever Face Plate - Chrome Plated

TWB-FP	Replacement Face Plate For TWB Trip Lever Waste	20	160
--------	---	----	-----



TTD Toe Tap Drain - Chrome Plated

TTD-150	1-1/2" Brass Toe Tap Bath Drain	1	100
---------	---------------------------------	---	-----



LNT Lift & Turn Drain

LNT-151	1-1/2" Drain - Chrome Plated Die Cast	1	100
LNT-152	1-1/2" Drain - Chrome Plated Brass	1	100



413 Standing Waste - Brass

41375	1-1/2" Male	1	10
41380	1-1/2" Female	1	10
41390	1-1/2" Male / Female Combination	1	10

Bath Wastes & Shower Drains

Bath Waste & Shower Drains



SBW-07



SBW-08



SBW-09

SBW

Parts For Standing Bath Waste

MATCO-NORCA MODEL NUMBER	PRODUCT DESCRIPTION	CARTON QUANTITIES	
		INNER	MASTER
SBW-07	1-1/2" x 18" Standing Waste Shoe	1	24
SBW-08	Plunger Assembly	1	50
SBW-09	Chrome Plated Barrel Only	1	150



SDB2NC



SDBC-200



SDP2WSS



SDP2WSW



SDPVC2


SDB / SDP

Shower Drains











SDB2NC	2" Brass Body No Caulk, Stainless Steel Snap In Grid, Wrench Included	1	20
SDBC-200	2" Die Cast, Brass Plated Body With Stainless Steel Grid, Quick Connect, Rubber Gasket	1	40
SDP2WSS	2" White Plastic Body With Stainless Steel Grid, Quick Caulk, Wrench Included	1	40
SDP2WSW	2" White Plastic Solvent Weld With Stainless Steel Grid	1	40
SDPVC2	PVC With Adjustable Strainer With Stainless Steel Grid	1	1

Pop Up & Grid Drain Assemblies

Pop Up & Grid Drain Assemblies



FY Pop Up & P.O. Plug

MATCO-NORCA MODEL NUMBER	PRODUCT DESCRIPTION	CARTON QUANTITIES		
		INNER	MASTER	
Cast Brass - Chrome Plated				
FY-925	Two Piece P.O. Plug With Chain & Stopper Cast Top With 4" Tail Piece, Chrome Brass Nut	1	50	
Chrome				
FY-950	With Lift Rod	1	24	 
FY-951	With Lift Rod	1	24	 
PVD Polished Brass				
FY-951B	With Lift Rod	1	24	
Brushed Nickel				
FY-951S	With Lift Rod	1	24	 
50/50 Pop Up				
FY-952C	Chrome	1	24	 
FY-952BN	Brushed Nickel	1	24	 

FY Cast Brass Grid Drain Assemblies - Chrome Plated



FY-155	Cast Brass Grid Drain With 4" 17 Gauge Tail Piece, Brass Nut 6" Tail Piece Available (FY-155TP)	1	50	
FY-156	Cast Brass Grid Drain With 6" 17 Gauge Tail Piece, Brass Nut	1	100	
FY-159WC	Offset Wheelchair Drain, 17 Gauge Tubing	1	20	

Traps

Trap	MATCO-NORCA MODEL NUMBER	PRODUCT DESCRIPTION	CARTON QUANTITIES	
			INNER	MASTER



Semi Cast Brass P Trap - Chrome				
J-Bend, 17 Gauge Wall Bend, With Brass Coupling Nut & Flange				
	TRAP-0606SC	1-1/4" x 1-1/4"	1	24
	TRAP-0706SC	1-1/2" x 1-1/4"	1	24
	TRAP-0707SC	1-1/2" x 1-1/2"	1	24

Trap	MATCO-NORCA MODEL NUMBER	PRODUCT DESCRIPTION	CARTON QUANTITIES	
			INNER	MASTER



Cast Brass Traps				
	TRAP-A	Chrome LA Trap, IPS With Cleanout, 1-1/2" x 1-1/4"	1	20
	TRAP-B	Less Cleanout, 1-1/2" x 1-1/4"	1	20
	TRAP-C	Rough Brass LA Trap, Sweat Less Cleanout, 1-1/2" x 1-1/2"	1	20
	TRAP-D	Rough Brass LA Trap, IPS With Cleanout, 1-1/2" x 1-1/4"	1	20
	TRAP-E	Less Cleanout, 1-1/2" x 1-1/2"	1	20
	TRAP-F	Rough Brass NY Trap, IPS With Cleanout, 1-1/2" x 1-1/4"	1	20
	TRAP-G	Chrome NY Trap, IPS With Cleanout, 1-1/2" x 1-1/4"	1	20
	TRAP-H	Rough Brass NY Trap, IPS With Cleanout, 2" x 1-1/2"	1	20

Traps

Traps



TRAP-I



TRAP-J



TRAP-L



TRAP-M



TRAP-N



TRAP-Q



LST-150

Trap	MATCO-NORCA MODEL NUMBER	PRODUCT DESCRIPTION	CARTON QUANTITIES	
			INNER	MASTER
Cast Brass Traps				
	TRAP-I	Rough Brass NY Trap, Sweat With Cleanout, 2" x 1-1/2"	1	25
	TRAP-J	Rough Brass Swing Tee Trap With Cleanout, 2" x 1-1/2"	1	15
	TRAP-L	Rough Brass Low Seal Trap, IPS With Cleanout, 1-1/2" x 1-1/2"	1	25
	TRAP-M	Chrome NY Trap, IPS With Cleanout, 2" x 1-1/2"	1	25
	TRAP-N	Rough Brass LA Trap, IPS With Cleanout, 2" x 1-1/2"	1	20
	TRAP-Q	Rough Brass LA Trap, Sweat With Cleanout, 2" x 1-1/2"	1	15
Cast Iron Galvanized Bath Traps				
	LST-150	Low Seal 1/2"	1	18
	LST-200	2"	1	24

DWV Traps, Cleanouts & Wyes

DWV Traps,
Cleanouts & Wyes

	MATCO-NORCA MODEL NUMBER	PRODUCT DESCRIPTION	CARTON QUANTITIES	
			INNER	MASTER



PTRAP DWV P Trap - C x C				
	PTRAP07L	1-1/2" Less Cleanout	1	25
	PTRAP07W	1-1/2" With Cleanout	1	20
	PTRAP08L	2" Less Cleanout	1	20
	PTRAP08W	2" With Cleanout	1	20



COT DWV Dandy Cleanout Tee With Plug				
	COT07	1-1/2"	5	50
	COT08	2"	5	40



CO Flush Cleanout				
	CO-150	1-1/2"	1	180
	CO-200	2"	1	150



DWVY Cast Brass DWV Wye - C x C				
	DWVY-07	1-1/2"	5	60
	DWVY-08	2"	1	40



DWV Cast Brass DWV Trap Adapter				
	DWV-07TA	1-1/2" SWT x Slip	12	120
	DWV-07A	1-1/2" SWT x Male Bushing	25	100
	DWV-08A	2" SWT x Male Bushing	25	100

Multi-Turn Supply Valves

		MATCO-NORCA MODEL NUMBER	PRODUCT DESCRIPTION	CARTON QUANTITIES INNER	MASTER		
	29LF	Lead Free Supply Valves - Oval Handle With Compression Outlet - Angle					
		125 PSI					
				29-1001LF	CP 3/8" FIP x 3/8" OD Compression	10	200
				29-1003LF	CP 1/2" FIP x 3/8" OD Compression	10	200
		29-1001LF	29-1003PXL	29-1003PXL	CP 1/2" PEX x 3/8" OD Compression	10	200
				29-1003BLF	Unplated 1/2" FIP x 3/8" OD Compression	10	200
				29-1009LF	CP 1/2" SWT x 3/8" OD Compression	10	200
				29-1009BLF	Unplated 1/2" SWT x 3/8" OD Compression	10	200
		29-1009LF	29-1015LF	29-1015LF	CP 1/2" C x 1/4" OD Compression	10	200
				29-1015BLF	Unplated 1/2" C x 1/4" OD Compression	10	200
				29-1019LF	CP 5/8" OD Compression x 3/8" OD Compression	10	200
				29-1019BLF	Unplated 5/8" OD Compression x 3/8" OD Compression	10	200
		29-1019LF	29-1019CPVCL	29-1019CPVCL	CP 5/8" OD CPVC x 3/8" OD	10	200
			29LF	Lead Free Supply Valves - Oval Handle With Compression Outlet - Straight			
				125 PSI			
				29-1002LF	CP 3/8" FIP x 3/8" OD Compression	10	200
				29-1004LF	CP 1/2" FIP x 3/8" OD Compression	10	200
29-1004LF	29-1004PXL			29-1004PXL	CP 1/2" PEX x 3/8" OD Compression	10	200
				29-1010LF	CP 1/2" SWT x 3/8" OD Compression	10	200
				29-1010LF	CP 1/2" SWT x 3/8" OD Compression	10	200
				29-1010BLF	Unplated 1/2" SWT x 3/8" OD Compression	10	200
29-1010LF	29-1010BL			29-1014LF	CP 5/8" OD Compression x 3/8" OD Compression	10	200
				29-1014CPVCL	CP 5/8" OD CPVC x 3/8" OD Straight Stop	10	200
		29-1014LF	CP 5/8" OD Compression x 5/8" OD Compression	10	200		
29-1014LF	29-1014CPVCL	29-1575LF	CP 5/8" OD Compression x 5/8" OD Compression	10	200		

Multi-Turn Supply Valves

		MATCO-NORCA MODEL NUMBER	PRODUCT DESCRIPTION	CARTON QUANTITIES INNER MASTER	
  29-1040LF 29-1041LF	29LF	Lead Free Supply Valves - Oval Handle With Compression Outlet			
			125 PSI With 5" Extension and Bell Escutcheon		
		29-1040LF	CP 1/2" SWT x 3/8" OD Compression - Angle	10	100
		29-1041LF	CP 1/2" SWT x 3/8" OD Compression - Straight	10	100
  29-1001LKLF 29-1003LKLF 29-1009LKLF	29LF	Lead Free Supply Valves - Loose Key With Compression Outlet - Angle			
			125 PSI		
		29-1001LKLF	CP 3/8" FIP x 3/8" OD Compression	10	200
		29-1003LKLF	CP 1/2" FIP x 3/8" OD Compression	10	200
	29-1009LKLF	CP 1/2" C x 3/8" OD Compression	10	200	
  29-2001PXLF 29-2003LF 29-2003BLF	29LF	Lead Free Supply Valves - Oval Handle With Dual Compression Outlet - Angle			
			125 PSI		
		29-2001LF	CP 5/8" OD x 3/8" OD x 3/8" OD	10	200
		29-2001BLF	Unplated 5/8" OD x 3/8" OD x 3/8" OD	10	200
		29-2001PXLF	CP 1/2" PEX x 3/8" OD Compression x 3/8" OD Compression	10	200
		29-2003LF	CP 1/2" FIP x 3/8" OD x 3/8" OD Compression	10	200
	29-2003BLF	Unplated 1/2" FIP x 3/8" OD x 3/8" OD Compression	10	200	

Supply Valves



Quarter Turn Supply Valves

		MATCO-NORCA MODEL NUMBER	PRODUCT DESCRIPTION	CARTON QUANTITIES INNER MASTER		
	26LF		Lead Free Supply Valves - Oval Handle With Compression Outlet - Angle			
			125 PSI			
			26-1001LF	CP 3/8" FIP x 3/8" OD Compression	10	200
			26-1003LF	CP 1/2" FIP x 3/8" OD Compression	10	200
			26-1003PXLF	CP 1/2" PEX x 3/8" OD Compression	10	200
			26-1009LF	CP 1/2" Sweat x 3/8" OD Compression	10	200
			26-1009BLF	Unplated 1/2" Sweat x 3/8" OD Compression	10	200
			26-1017LF	CP 5/8" OD x 1/4" OD Compression	10	200
			26-1003PXLF	CP 5/8" OD Compression x 3/8" OD Compression	10	200
			26-1019LF	CP 5/8" OD Compression x 3/8" OD Compression	10	200
			26-1019BLF	Unplated 5/8" OD Compression x 3/8" OD Compression	10	200
			26-1019CPVCLF	CP 5/8" OD CPVC Compression x 3/8" OD Compression	10	200
			26-1023LF	CP 5/8" OD x 1/2" OD Compression	10	200
		26LF		Lead Free Supply Valves - Oval Handle With Compression Outlet - Straight		
		125 PSI				
			26-1002LF	CP 3/8" FIP x 3/8" OD Compression	10	200
			26-1004LF	CP 1/2" FIP x 3/8" OD Compression	10	200
			26-1004PXLF	CP 1/2" PEX x 3/8" OD Compression	10	200
			26-1010LF	CP 1/2" Sweat x 3/8" OD Compression	10	200
			26-1004PXLF	CP 1/2" PEX x 1/2" PEX	10	200
			26-1010BLF	Unplated 1/2" Sweat x 3/8" OD Compression	10	200
			26-1012PXLF	CP 5/8" OD Compression x 3/8" OD Compression	10	200
			26-1014LF	CP 5/8" OD Compression x 3/8" OD Compression	10	200
		26-1014PVCLF	CP 5/8" OD CPVC Compression x 3/8" OD Compression	10	200	

Quarter Turn Supply Valves






		MATCO-NORCA MODEL NUMBER	PRODUCT DESCRIPTION	CARTON QUANTITIES INNER MASTER	
  26-1003PXCELF 26-1015PXCELF 26-1004PXCELF 26-1016PXCELF	26LF	Lead Free Supply Valves - Oval Handle With Compression Outlet - F1960			
		26-1003PXCELF	CP 1/2" CE PEX x 3/8" OD Compression - Angle	10	200
		26-1015PXCELF	CP 1/2" CE PEX x 1/4" OD Compression - Angle	10	200
		26-1004PXCELF	CP 1/2" CE PEX x 3/8" OD Compression - Straight	10	200
		26-1016PXCELF	CP 1/2" CE PEX x 1/4" OD Compression - Straight	10	200

  26-1040LF 26-1041LF	26LF	Lead Free Supply Valves - Oval Handle With Compression Outlet			
		125 PSI With 5" Extension and Bell Escutcheon			
		26-1041LF	CP 1/2" Sweat x 3/8" OD Compression - Angle	10	100
		26-1040LF	CP 1/2" Sweat x 3/8" OD Compression - Straight	10	100

  26-2001LF 26-2021BLF	26LF	Lead Free Supply Valves - Oval Handle With Dual Compression Outlet - Angle			
		125 PSI			
		26-2001LF	CP 5/8" OD Compression x 3/8" OD Compression	10	200
		26-2001BLF	Unplated 5/8" OD Compression x 3/8" OD Compression	10	200
		26-2009BLF	Unplated 1/2" C x 3/8" OD x 3/8" OD Compression	10	200
		26-2021BLF	Unplated 5/8" OD x 3/8" OD x 1/4" OD Compression	10	200

  25-2000LF	26LF	Lead Free Supply Valves - Lever Handle With Compression Outlet - Straight			
		25-2000LF	CP Retro-Fit 3/8" OD Captured Nut x 3/8" OD Compression	10	200

Water Supply Connectors

	MATCO-NORCA MODEL NUMBER	PRODUCT DESCRIPTION	CARTON QUANTITIES		
			INNER	MASTER	
 DDFLF	DDFLF	Lead Free Braided Stainless Steel Supply Connector - Delta Style 3/8" Compression x 3/8" Compression, With Nut & Ferrule			
	DDF-12LF	12" Long	1	100	
	DDF-20LF	20" Long	1	100	
 SSDWLF	SSDWLF	Lead Free Braided Stainless Steel Dishwasher Connector 3/8" OD Compression, With 90° Brass Elbow			
	SSDW-36LF	36" Long	1	40	
	SSDW-48LF	48" Long	1	40	
	SSDW-60LF	60" Long	1	40	
	SSDW-72LF	72" Long	1	40	
<i>For Dishwasher Connector With Garden Hose Elbow Use Part Number SSDWL</i>					
 DWLLF	DWLLF	Lead Free Dishwasher Fitting			
	DWLLF	3/8" O.D. Compression x 3/4" Garden Hose Swivel - Bulk	10	200	
 SSFLF	SSFLF	Lead Free Braided Stainless Steel Faucet Supply Connector 3/8" Compression x 1/2" FIP, With Chrome Brass Nuts			
	SSF-12LF	12" Long	1	100	
	SSF-16LF	16" Long	1	100	
	SSF-20LF	20" Long	1	100	
	SSF-30LF	30" Long	1	100	
	SSF-36LF	36" Long	1	100	
	1/2" Compression x 1/2" FIP, With Chrome Brass Nuts				
SSF-0315LF	15" Long	25	100		
SSF-0336LF	36" Long	10	40		
SSF-0348LF	48" Long	10	40		
 SST-M SST-P	SST	Braided Stainless Steel Tank Supply Connector 3/8" Compression x 7/8" Ballcock, With Chrome Brass Nuts			
	SST-09M	9" Long	1	100	
	SST-12M	12" Long	1	100	
	SST-20M	20" Long	1	100	
	1/2" Compression x 7/8" Ballcock, With Chrome Brass Nuts				
	SST-039M	9" Long	25	10	
	3/8" Compression x 7/8" Ballcock, With Plastic Nuts				
SST-09P	9" Long	1	100		
SST-12P	12" Long	1	100		

Water Supply Connectors

	MATCO-NORCA MODEL NUMBER	PRODUCT DESCRIPTION	CARTON QUANTITIES	
			INNER	MASTER
 <p>SSWM-48</p>	SSWM Braided Stainless Steel Washing Machine Connector			
	3/4" FHT x 3/4" FHT			
	SSWM-48	48" Long	1	40
	SSWM-60	60" Long	1	40
	SSWM-72	72" Long	1	40
 <p>VFC-0360LF</p>	VFLF Lead Free Vinyl Reinforced Supply Connector			
	1/2" IPS x 1/2" IPS, With Brass Nut			
	VFB-0320LF	Faucet Tube, 20" Long	25	100
	VFB-0348LF	Faucet Tube, 48" Long	10	40
	3/8" Compression x 1/2" IPS, With Brass Nut			
	VFB-12LF	Faucet Tube, 12" Long	25	100
	1/2" IPS x 1/2" IPS, With Celcon Nut			
	VFC-0312LF	12" Long	25	100
	VFC-0316LF	16" Long	25	100
	VFC-0320LF	20" Long	25	100
	VFC-0324LF	24" Long	25	100
	VFC-0336LF	36" Long	10	40
VFC-0348LF	48" Long	10	40	
VFC-0360LF	60" Long	10	40	
 <p>VDWB-60LF</p>	VDWBLF Lead Free Vinyl Dishwasher Connector			
	3/8" OD Compression x 1/2" FIP, With Chrome Brass Nuts			
	VDWB-60LF	60" Long, With 3/8" Elbow	10	40
	VDWB-60LELF	60" Long, Less Elbow	10	40
 <p>VTC-0312</p>	VTC Vinyl Reinforced Supply Connector			
	1/2" IPS x 7/8" OD, With Celcon Nut			
	VTC-0312	Tank Tube, 12" Long	25	100
 <p>VIMK-60LF</p>	VIMKLF Lead Free Vinyl Reinforced Ice Maker Connector			
	1/4" OD			
	VIMK-60LF	60" Long	10	40
	VIMK-72LF	72" Long	10	40

Water Supply Connectors

Showerheads

Showerheads





S	MATCO-NORCA MODEL NUMBER	PRODUCT DESCRIPTION	CARTON QUANTITIES	
			INNER	MASTER
Water Miser Showerheads				



S-050	Chrome, 2.0 GPM 1"	1	200
S-051	1" With Shut-Off	1	200

S	MATCO-NORCA MODEL NUMBER	PRODUCT DESCRIPTION	CARTON QUANTITIES	
			INNER	MASTER
Standard Showerheads - Single Function				



S-100	2.5 GPM 2" - Chrome	1	200	
S-105	2" - Chrome	1	200	
S-125	2" - Chrome	1	200 	
S-125S	2" - Brushed Nickel	1	200 	
Watersaver With Pressure Compensating Flow Restrictor, 1.5 GPM @ 80 PSI				
S-125RF	2" - Chrome	1	200 	
S-125SRF	2" - Brushed Nickel	1	200 	

S	MATCO-NORCA MODEL NUMBER	PRODUCT DESCRIPTION	CARTON QUANTITIES	
			INNER	MASTER
Adjustable Metal Showerheads				



S-106	2.5 GPM 1-3/4" - Chrome	1	200
S-200	2" - 4 Outlets - Chrome	1	100
S-300	3" - 6 Outlets - Chrome	1	50
S-400	1.70" - Chrome	1	100
S-500	3" - Chrome	1	50
S-500BN	3" - Brushed Nickel	1	50
S-500L	3" - With Lever - Chrome	10	50

Showerheads, Arms & Flanges

M	MATCO-NORCA MODEL NUMBER	PRODUCT DESCRIPTION	CARTON QUANTITIES		
			INNER	MASTER	
Massaging Showerhead - 5 Function					
2.5 GPM					
 <p>M350S</p>	M350	3" - Chrome	1	50	
	M350S	3" - Brushed Nickel	1	50	
	Reduced Flow, 1.5 GPM				
	M350RF	3" - Chrome	1	50	
	M350SRF	3" - Brushed Nickel	1	50	




M350S

S-AB	MATCO-NORCA MODEL NUMBER	PRODUCT DESCRIPTION	CARTON QUANTITIES	
			INNER	MASTER
Shower Arms & Flanges - Brass				
 <p>S-AB6</p> <p>S-AB6F</p>	S-AB6	6" - Chrome	1	200
	S-AB8	8" - Chrome	10	100
	S-AB6F	6" - With Flange - Chrome	10	200
	S-AB8F	8" - With Flange - Chrome	10	200



S-AB6

S-AB6F

JCR	MATCO-NORCA MODEL NUMBER	PRODUCT DESCRIPTION	CARTON QUANTITIES	
			INNER	MASTER
Curtain Rod Holder				
Chrome Abs				
 <p>JCR-650</p>	JCR-650	Jiffy Flange Curtain Rod Holder	1	200



JCR-650

Showerheads,
Arms & Flanges

Hand Held Showers & Accessories

Hand Held Shower & Accessories

CP/VHW	Shower Hose	MATCO-NORCA	PRODUCT	CARTON QUANTITIES	
		MODEL NUMBER	DESCRIPTION	INNER	MASTER



CP59

CP59

Stainless Steel Hose, Chrome Plated Nuts, With Washer

1/2" FIP x 1/2" FIP - 59"

1

100

CP72

1/2" FIP x 1/2" FIP - 72"

1

100



VHW96

VHW59

1/2" FIP x 1/2" FIP - 59"

1

100

VHW72

1/2" FIP x 1/2" FIP - 72"

1

100

VHW96

1/2" FIP x 1/2" FIP - 96"

1

50

DV	Diverter For Hand Held Showers - Brass			
----	--	--	--	--



DV841

DV841

Lever Handle - Chrome

10

100

DV841S

Lever Handle - Brushed Nickel

10

100

DV843S

Push Pull Shower Diverter Valve - Brushed Nickel

1

100

VC	Volume Control For Hand Held Showers			
----	--------------------------------------	--	--	--



VC841

VC841

Chrome Plated Brass

10

200

VC842

Polished Brass

1

200

Tub Spouts & Toilet Tank Accessories

	MATCO-NORCA MODEL NUMBER	PRODUCT DESCRIPTION	CARTON QUANTITIES	
			INNER	MASTER
FY				
Iron Pipe Tub Spouts				
		Brass Diverter Spout		
	FY-801	3/4" FIP Inlet In Tail - Chrome	1	48
	FY-801B	3/4" FIP Inlet In Tail, With Bushing - Chrome	1	48
		Die Cast Diverter Spout		
	FY-801DC	1/2" FIP Inlet In Nose - Chrome	1	50
		Die Cast Diverter Spout		
	FY-801DCS	1/2" FIP Inlet In Nose - Brushed Nickel	1	50
		Brass Diverter Spout		
	FY-802	1/2" FIP Inlet In Tail - Chrome	1	48
	FY-802S	1/2" FIP Inlet In Tail - Brushed Nickel	1	48
		Die Cast Spout		
	FY-803DC	1/2" FIP Inlet In Nose - Chrome	1	50
	FY-803DCS	1/2" FIP Inlet In Nose - Brushed Nickel	1	50
		Die Cast Slip On Diverter Tub Spout		
FY-804DC	For 1/2" Copper Tubing - Chrome	1	50	
FY-804DCS	For 1/2" Copper Tubing - Brushed Nickel	1	50	
	Die Cast Slip On Diverter Tub Spout			
FY-805DC	For 1/2" Copper Tubing, With Decorative Ring - Chrome	1	50	
FY-805DCS	For 1/2" Copper Tubing, With Decorative Ring - Brushed Nickel	1	50	
	Die Cast Slip On Diverter Garden Tub Spout			
FY-806DCL	For 1/2" Copper Tubing, 5-3/4" Long - Chrome	1	50	
T				
Toilet Tank Accessories				
	T-250	Brass Douglas Flush Valve With Guide Arm	2	50
		Single Action Tank Lever		
	T-300M	With Chrome Plated Handle	50	200

Tub Spouts & Toilet Tank Accessories

Escutcheons



BFP

BPF Chrome Plated Steel Escutcheons

MATCO-NORCA MODEL NUMBER	PRODUCT DESCRIPTION	CARTON QUANTITIES INNER	CARTON QUANTITIES MASTER
BPF125OD	1-1/4" O.D. Fits Tubular	50	200
BPF150OD	1-1/2" O.D. Fits Tubular	50	200
BPFT07	Box Pattern 1-1/2" IPS	50	200



ESCT

ESC Low Pattern Escutcheons - Chrome Plated Steel

MATCO-NORCA MODEL NUMBER	PRODUCT DESCRIPTION	CARTON QUANTITIES INNER	CARTON QUANTITIES MASTER
ESCC03	Fits Copper Tube 1/2"	500	1000
ESCC04	3/4"	500	1000
ESCT02	Fits Iron Pipe 3/8"	500	1000
ESCT03	1/2"	500	1000
ESCT04	3/4"	500	1000
ESCT05	1"	100	500
ESCT06	1-1/4"	100	500
ESCT07	1-1/2"	100	1000
ESCT08	2"	100	1000




FCP

FCP Floor & Ceiling Plates - Chrome Plated Steel

MATCO-NORCA MODEL NUMBER	PRODUCT DESCRIPTION	CARTON QUANTITIES INNER	CARTON QUANTITIES MASTER
FCPC03	Fits Copper Tube 1/2"	12	288
FCPC04	3/4"	12	288
FCPC05	1"	12	288
FCPC06	1-1/4"	12	288
FCPC07	1-1/2"	12	288
FCPT02	Fits Iron Pipe 3/8"	12	288
FCPT03	1/2"	12	288
FCPT04	3/4"	12	288
FCPT05	1"	12	288
FCPT06	1-1/4"	12	288
FCPT07	1-1/2"	12	288
FCPT08	2"	12	144

Slip Nuts & Closet Flanges

MATCO-NORCA MODEL NUMBER	PRODUCT DESCRIPTION	CARTON QUANTITIES	
		INNER	MASTER
NT Slip Nuts			
Solid Brass - Chrome			
NT-125C	1-1/4" x 1-1/4"	250	500
NT-152C	1-1/2" x 1-1/4"	250	500
NT-155C	1-1/2" x 1-1/2"	250	500
Solid Brass - Rough Brass			
NT-125R	1-1/4" x 1-1/4"	250	500
NT-152R	1-1/2" x 1-1/4"	250	500
NT-155R	1-1/2" x 1-1/2"	250	500
Die Cast - Chrome			
NT-125DCC	1-1/4" x 1-1/4"	250	500
NT-152DCC	1-1/2" x 1-1/4"	200	400
NT-155DCC	1-1/2" x 1-1/2"	200	400
Die Cast - Rough Brass			
NT-125DCR	1-1/4" x 1-1/4"	250	500
NT-152DCR	1-1/2" x 1-1/4"	200	400
NT-155DCR	1-1/2" x 1-1/2"	250	400




CF Cast Brass Closet Flanges			
Chrome			
CF-100	4" For Lead	1	50
CF-200	4" x 3" DWV For Sweat	1	50
CF-250	3" DWV Shallow	1	50
CF-300	4" Deep Seal	1	50
CF-400	4" x 3" For Lead	1	50
CF-500	4" Offset	10	50
62FCLV	Cleveland Code Closet Flange	1	50

Slip Nuts & Closet Flanges

Spuds & Saddle Valves

Spuds & Saddle Valves

	MATCO-NORCA MODEL NUMBER	PRODUCT DESCRIPTION	CARTON QUANTITIES	
			INNER	MASTER
	SP Urinal & Closet Spuds - Cast Brass			
		Urinal Spud With Heavy Mack Washer & Friction Ring		
	SP-125	1-1/4" x 1-1/4"	15	150
	SP-1275	1-1/4" x 3/4"	25	150
	SP-175	1" x 3/4"	10	200
		Closet Spud With Heavy Mack Washer & Friction Ring		
	SP-152	1-1/2" x 1-1/4"	25	125
	SP-155	1-1/2" x 1-1/2"	25	125
	SP-225	2" x 1-1/4"	10	100
	SP-250	2" x 1-1/2"	10	100
SP-200	2" x 2"	10	100	

	MATCO-NORCA MODEL NUMBER	PRODUCT DESCRIPTION	CARTON QUANTITIES	
			INNER	MASTER
	BSV Saddle Valves - Brass			
	BSV-100	Standard - 1/4" OD Outlet, Fits 3/8" - 1-1/4" Tubing	12	144
	BSV-200	Self Piercing - 1/4" OD Outlet, Fits 3/8" - 1-1/4" Tubing	12	144





Washing Machine & Dishwasher Specialties

		MATCO-NORCA MODEL NUMBER	PRODUCT DESCRIPTION	CARTON QUANTITIES	
				INNER	MASTER
 <p>WTI-75</p> <p>WTS-80</p>		WTI/WTS Washing Machine Tee - Cast Brass			
			1-1/2" FIP x 1-1/2" MIP		
		WTI-75	3/4" MIP x 1/2" FIP	10	100
		WTI-77	3/4" Hose x 1/2" FIP	10	100
		WTI-78	3/4" Hose x 1/2" SWT	10	100
			1-1/2" MIP x 1-1/2" Slip Joint		
		WTS-80	3/4" MIP x 1/2" FIP	10	100
		WTS-82	3/4" Hose x 1/2" FIP	10	100
 <p>WSI</p>		WSI Washing Machine Valve - Ball Type - Dual Close - Bronze			
		WSI-050	Dual 1/2" IPS & Sweat Inlet x Dual Hose Outlet	1	40
		WSI-051	Oval 1/2" SWT Inlet x Dual Hose Outlet	1	40
		AG/DDC Dishwasher Accessories			
 <p>AG-007</p>  <p>DDC-100</p>		AG-007	Dishwasher Airgap - Chrome Top	1	50
		DDC-100	4 Clamp Dishwasher Disposal Connector	1	200
 <p>MNSN-150</p> <p>MNFT-150</p>		MN PVC Sink Drains			
		MNSN-125	1-1/4" x 9" Slip Joint	1	100
		MNSN-150	1-1/2" x 12" Slip Joint	1	100
		MNFT-150	1-1/2" x 12" Flare Tail	1	100

Washing Machine & Dishwasher Specialties



Aerators


AER	MATCO-NORCA MODEL NUMBER	PRODUCT DESCRIPTION	CARTON QUANTITIES	
			INNER	MASTER
	Aerators			
	AER-05PC	Fits PD-500C, Low Flow, 0.5 GPM - Chrome	1	50
	AER-05PBN	Fits PD-500BN, Low Flow, 0.5 GPM - Brushed Nickel	1	50
	AER-100C	Fits VE & CL Lavatory Faucets, 1.5 GPM - Chrome	1	1
AER-100C	AER-100BN	Fits CL Lavatory Faucets, 1.5 GPM - Brushed Nickel	1	1
	AER-101C	Fits VE & CL 100 & 200 Series, BL-200 & BL-240 Models, BL 300 Series, PO-320 & PA-320 Models, 2.2 GPM - Chrome	1	1
AER-101C	AER-101BN	Fits CL 100 & 200 Series, BL-200 & BL-240 Models, BL 300 Series, PO-320 & PA-320 Models, 2.2 GPM - Brushed Nickel / Stainless Steel	1	1
	AER-102C	Fits BL-400 & PO-400 Model Faucets, 1.5 GPM - Chrome	1	1
AER-102C	AER-102BN	Fits BL-400 & PO-400 Model Faucets, 1.5 GPM - Brushed Nickel	1	1
	AER-102ORB	Fits BL-400 & PO-400 Model Faucets, 1.5 GPM - Oil Rubbed Bronze	1	1
	AER-103C	Fits BL-260 & BL-250 Models, PO & PA 200 Series, CR 300 Series, 2.2 GPM - Chrome	1	1
AER-103C	AER-103BN	Fits BL-260 & BL-250 Models, PO & PA 200 Series, CR 300 Series, 2.2 GPM - Brushed Nickel / Stainless Steel	1	1
	AER-103ORB	Fits BL-260 & BL-250 Models, PO & PA 200 Series, CR 300 Series, 2.2 GPM - Oil Rubbed Bronze	1	1

Aerators

AER	MATCO-NORCA MODEL NUMBER	PRODUCT DESCRIPTION	CARTON QUANTITIES	
			INNER	MASTER
Aerators				
 <p>AER-104C</p>	AER-104C	Fits BL-480 & PA-480 Models, PD-510 Models, 1.5 GPM - Chrome	1	1
	AER-104BN	Fits BL-480 & PA-480 Models, PD-510 Models, 1.5 GPM - Brushed Nickel	1	1
	AER-104ORB	Fits BL-480 & PA-480 Models, PD-510 Models, 1.5 GPM - Oil Rubbed Bronze	1	1
 <p>AER-105C</p>	AER-105C	Fits PA-300 Models, PD-300 & PD-400 Models, 1.5 GPM - Chrome	1	1
	AER-105BN	Fits PA-300 Models, PD-300 & PD-400 Models, 1.5 GPM - Brushed Nickel / Stainless Steel	1	1
	AER-105ORB	Fits PA-300 Models, PD-300 & PD-400 Models, 1.5 GPM - Oil Rubbed Bronze	1	1
 <p>AER-106C</p>	AER-106C	Fits CR 400 Series, PD-500 Models, 1.5 GPM - Chrome	1	1
	AER-106BN	Fits CR 400 Series, PD-500 Models, 1.5 GPM - Brushed Nickel	1	1
	AER-106ORB	Fits CR 400 Series, PD-500 Models, 1.5 GPM - Oil Rubbed Bronze	1	1
	AERD05	Fits VE & CL Families, Dual Thread Low Flow Aerator, 0.5 GPM - Chrome	1	50
	AERM05S	Regular Male Thread, 15/16, 0.5 GPM - Brushed Nickel	1	50
	AERM10	Regular Male Thread, 15/16, 1.0 GPM - Chrome	1	50
	AERM15	Fits VE & CL Families, Regular Male Thread, 15/16, 1.5 GPM - Chrome	1	50
	AER15	Fits All VE & CL Series Families, Low Flow, 1.5 GPM @ 60 PSI - Chrome	1	1

Aerators

Bathcocks, Basin Faucets & Drinking Water Faucet


FY/BCL	MATCO-NORCA MODEL NUMBER	PRODUCT DESCRIPTION	CARTON QUANTITIES	
			INNER	MASTER
Bathcock - For Claw Foot Tub				
	FY-750	3-3/8" - Chrome	1	24 
	FY-775	3-3/8", Brass #3 Bathcock - Chrome	1	24
	BCL-050	Bathcock Elbow 1/2" Union x 1/2", Sold as a Pair, 2 Per Box	6	72

FY-750


FY-775

BCL-050

Bathcocks, Basin Faucets & Drinking Water Faucet

NSF FY	Basin Faucet	CARTON QUANTITIES		
		INNER	MASTER	
	FY-700	With Hot & Cold Index Buttons, Removable Seat - Chrome	6	72
	FY-700X	Extra Heavy Pattern, With Hot & Cold Index Buttons, With Aerator - Chrome	1	30

FY-700X

NSF FY	Drinking Water Faucet	CARTON QUANTITIES		
		INNER	MASTER	
	FY-930	Push Down Lever, Chrome	1	50

FY-930

Self Closing Valves



SCB/SCV

**MATCO-NORCA
MODEL NUMBER**

**PRODUCT
DESCRIPTION**

**CARTON QUANTITIES
INNER MASTER**

Self Closing Valves - Chrome Plated



SCB-050

SCB-050

1/2" Basin Faucet With Hot, Cold & Plain Buttons

1

36



SCV-050

SCV-050

1/2" Valve With Cross Handle

1

50



SCV-053

SCV-053

1/2" Valve With Lever Handle, Chain & Ring

1

50



SCV-054H

SCV-054H

1/2" Heavy Pattern Bubbler Faucet

1

40



SCV-055

SCV-055

1/2" Wall Mounted With Cross Handle, Plain End

1

50

Self Closing
Valves

Faucet Handles & Stems

	MATCO-NORCA MODEL NUMBER	PRODUCT DESCRIPTION	CARTON INNER	CARTON MASTER
	RH/437	Faucet Handles - Sold In Pairs		
RH-7280	RH-7280	"Jaws" Fit All Replacement Cross Handles - Chrome	25	100
	RH-7290	"Jaws" Fit All Replacement Lever Handles - Chrome	25	100
	RH-8000	"Jaws" Fit All Replacement Acrylic Handles	1	100
	RH-830WB	Wrist Blade Handles For the Value Engineered & Classic Family of Faucets - Chrome	1	50
	437100	Cross Handles, Set Screw "Fit All" Version With Wrench - Chrome	1	100
	GH	Gerber Style Faucet & Shower Handles - Sold In Pairs		
GH-150	GH-150	Chrome Faucet Replacement Handles	2	200
	GH-300	Tub & Shower Replacement Handles	1	50
	GH-505WB-1	Wrist Blade Handles	1	50
	GES	Gerber Style Escutcheon		
GES-200	GES-200	1-1/8" I.D. - Chrome Plated Steel	1	500
	STM/GS	Stems, Diverters & Seats		
STMC-27	STMC-27	Central Style Tub & Shower Stem	1	100
STMG-23	STMG-23	Gerber Style Faucet Stem - Hot & Cold	1	100
STMG-0458	STMG-0458	Gerber Style Shower Diverter Stem	1	100
STMP-78	STMP-78	Price Pfister Style, 2 & 3 Handle Tub & Shower Stem - Hot & Cold	1	100
STMP-79D	STMP-79D	Price Pfister Style Shower Diverter Stem	1	25
GS-100	GS-100	Gerber Style Faucet Seat For Lavatory, Tub & Shower	500	3000

Faucet Handles & Stems

Plugs



BTP-300

BTP	MATCO-NORCA MODEL NUMBER		PRODUCT DESCRIPTION	CARTON QUANTITIES	
	INNER	MASTER			
Cast Iron Boiler Tube Plug					
	BTP-150	1-1/2"		1	60
	BTP-200	2"		1	50
	BTP-250	2-1/2"		1	30
	BTP-300	3"		1	24



LFP-400

LFP	MATCO-NORCA MODEL NUMBER		PRODUCT DESCRIPTION	CARTON QUANTITIES	
	INNER	MASTER			
Lead "Fit-All" Plug					
	LFP200	2"		1	1
	LFP250	2-1/2"		1	48
	LFP300	3"		1	24
	LFP350	3-1/2"		1	24
	LFP400	4"		1	24
	LFP450	4"-1/2"		1	12
	LFP500	5"		1	12
	LFP550	5-1/2"		1	1
	LFP600	6"		1	12



TP-10

TP	MATCO-NORCA MODEL NUMBER		PRODUCT DESCRIPTION	CARTON QUANTITIES	
	INNER	MASTER			
Test Plug - Metal - With Rubber Gasket & Wing Nut					
	TP-07	1-1/2"		6	36
	TP-08	2"		6	36
	TP-10	3"		6	36
	TP-11	4"		1	36
	TP-13	6"		1	20



IBC-43

IBC	MATCO-NORCA MODEL NUMBER		PRODUCT DESCRIPTION	CARTON QUANTITIES	
	INNER	MASTER			
Iron Body Cleanout - With Plug					
Raised Head Square Plug					
	IBC-43	4" Pipe Size x 3"		1	300
	IBC-435	4" Pipe Size x 3-1/2"		1	600
	IBC-65	6" Pipe Size x 5"		1	170
Square Countersunk Plug					
	IBC-43CS	4" Pipe Size x 3"		1	300
	IBC-435CS	4" Pipe Size x 3-1/2"		1	300
	IBC-65CS	6" Pipe Size x 5"		1	170

Plugs

Saddle Tee & Deck Plate Cleanout

Saddle Tee & Deck Plate Cleanout




451	MATCO-NORCA MODEL NUMBER	PRODUCT DESCRIPTION	CARTON QUANTITIES	
			INNER	MASTER
Saddle Tee - Brass				
		Lead Free Version Available For Polyethylene Tubing Only		
	451403	3/4" x 1/2"	40	160
	451404	3/4" x 3/4"	40	160
	451503	1" x 1/2"	40	160
	451504	1" x 3/4"	36	144
	451603	1-1/4" x 1/2"	12	60
	451604	1-1/4" x 3/4"	12	60
	451605	1-1/4" x 1"	10	60
	451703	1-1/2" x 1/2"	10	60
	451704	1-1/2" x 3/4"	12	60
	451705	1-1/2" x 1"	15	60
	451803	2" x 1/2"	10	40
	451804	2" x 3/4"	10	40
	451805	2" x 1"	10	40
	4511004	3" x 3/4"	5	20

DKP	Deck Plate Cleanout - Cast Brass			
	DKP-201	2"	1	40
	DKP-301	3"	1	20
	DKP-401	4"	1	20
	DKP-501	5"	1	8
	DKP-601	6"	1	8



Thread Sealing Tape, PVC Tape & PVC Wrap

	MATCO-NORCA MODEL NUMBER	PRODUCT DESCRIPTION	CARTON QUANTITIES		
			INNER	MASTER	
 <p>THREAD SEALING TAPE</p>	TF	Thread Sealing Tape			
			Mil Spec T-27730A		
	TF03100	1/2" x 100"		1	1
	TF03260	1/2" x 260"		100	500
	TF03520	1/2" x 520"		100	500
	TF031296	1/2" x 1296"		50	250
	TF04260	3/4" x 260"		70	350
	TF04520	3/4" x 520"		70	350
	TF041296	3/4" x 1296"		50	250
	TF05260	1" x 260"		50	250
	TF05520	1" x 520"		50	250
TF051296	1" x 1296"		1	150	



TE PVC Electrical Tape - 60' Rolls



TE0460

TE0460	3/4" x 7 mil.	1	200
--------	---------------	---	-----



TW PVC Pipe Wrap - 100' Rolls




TW0810

TW0810	2" x 10 mil.	1	36
TW0820	2" x 20 mil.	1	24
TW1110	4" x 10 mil.	1	12

Thread Sealing Tape,
PVC Tape & PVC Wrap

Miscellaneous Plumbing Specialties


	MATCO-NORCA MODEL NUMBER	PRODUCT DESCRIPTION	CARTON QUANTITIES		
			INNER	MASTER	
 <p>PC-05</p> <p>PC-08</p> <p>PC-08B</p>	PC PVC Pipe Cutters & Replacement Blades				
	PC-05	1/2" to 1-1/4" Cutter	1	60	
	PC-05B	1/2" to 1-1/4" Blade Only	1	200	
	PC-08	1-1/4" to 2" Cutter	1	20	
	PC-08B	1-1/4" to 2" Blade Only	1	1	
		Economy			
	PC-05N	1/2" to 1-1/4" Economy Cutter	1	60	
PC-05NB	1/2" to 1-1/4" Economy Blade Only	1	200		

	MATCO-NORCA MODEL NUMBER	PRODUCT DESCRIPTION	CARTON QUANTITIES	
			INNER	MASTER
 <p>SW-100</p>	SW Plumbers Socket Wrench Set			
	SW-100	5 Piece Set	1	25

	MATCO-NORCA MODEL NUMBER	PRODUCT DESCRIPTION	CARTON QUANTITIES	
			INNER	MASTER
 <p>PG-100LF</p>	PGLF Lead Free Pressure Gauge			
	PG-100LF	1/4" MIP x 2" Diameter, 100 PSI	1	24

Miscellaneous
Plumbing Specialties

Miscellaneous Plumbing Specialties

NSF UPC	IS	MATCO-NORCA MODEL NUMBER	PRODUCT DESCRIPTION	CARTON QUANTITIES	
				INNER	MASTER
 <p>IS-23</p> <p>IS-24</p>			Slotted Stem		
	IS-23	1/2" MIP x 1/2" FIP - Chrome	10	200	
	IS-24	1/2" MIP x 1/2" SWT - Chrome	10	200	

TNSBMK Shower Valve Mounting Bracket



TNSBMK	ABS Valve - Black	1	48
--------	-------------------	---	----

LSD Liquid Soap Dispenser



LSD-100	Chrome	1	12
LSD-100S	Brushed Nickel	1	12
LSD-100ORB	Oil Rubbed Bronze	1	12

Miscellaneous
Plumbing Specialties

Miscellaneous Plumbing Specialties



CH-175

CH	MATCO-NORCA MODEL NUMBER	PRODUCT DESCRIPTION	CARTON QUANTITIES	
			INNER	MASTER
	CH-175	1-7/8" Faucet Hole Cover	1	500



SE-200

SE	MATCO-NORCA MODEL NUMBER	PRODUCT DESCRIPTION	CARTON QUANTITIES	
			INNER	MASTER
	SE-200	Polymer, For 2 Handle 4" Centerset & 8" Kitchen Faucets	1	100



SE-280

SE	MATCO-NORCA MODEL NUMBER	PRODUCT DESCRIPTION	CARTON QUANTITIES	
			INNER	MASTER
	SE-280	Brass, For 8" Widespread Lavatory Faucets	1	50


















PRV0404LF

PRVLF	MATCO-NORCA MODEL NUMBER	PRODUCT DESCRIPTION	CARTON QUANTITIES	
			INNER	MASTER
	PRV0303LF	1/2" x 1/2"	10	120
	PRV0404LF	3/4" x 1/2"	10	120

Miscellaneous Plumbing Specialties





Mobile Home Products




		MATCO-NORCA MODEL NUMBER	PRODUCT DESCRIPTION	CARTON QUANTITIES		
				INNER	MASTER	
     	NM		Non Metallic Faucets - Acrylic Handles			
	NM-300	Two Handle Kitchen Faucet, Less Spray - Chrome	1	12		
	NM-300BL	Two Handle Kitchen Faucet, Less Spray - Chrome - Blister Pack	1	12		
	NM-300SPOUT	Spout For NM-300 - Chrome	1	60		
	NM-310	Two Handle Kitchen Faucet, With Spray - Chrome	1	24		
	NM-600	Two Handle Tub & Shower With Diverter Spout, Less Head, Arm & Flange - Chrome	1	24		
	NM-600SC	Two Handle Shower Valve Only, Less Head, Arm & Flange - Chrome	1	24		
	NM-800	Two Handle Lavatory Faucet, Less Pop Up - Chrome	1	24		
	NM-800BL	Two Handle Lavatory Faucet, Less Pop Up - Chrome - Blister Pack	1	12		
	NM-985	Two Handle 4" Laundry Faucet - Chrome	1	24		
NM-990	Two Handle 4" Bar Faucet - Chrome	1	24			

		SS	Strainers & Drains - Less Coupling Nut & Washer			
			Polybagged - Bulk Packed			
   	SS		Strainers & Drains - Less Coupling Nut & Washer			
	SS-150MH	Plastic Dual Strainer Stainless Steel Clad	1	50		
	SS-150MHW	Plastic Dual Strainer White	1	50		
	SS-300MH	2-1/2" Stainless Steel Wash Tray Plug	1	100		
	SS-550MHW	Plastic Basket Only - White For SS-150MHW	1	50		
	SS-600MHPL	Plastic Junior Dual Strainer, Stainless Steel Rim	1	100		
	SS-600MHW	White Plastic Junior Dual Strainer	1	100		
	SS-610MHPC	Chrome Plated Plastic Insert Only For Junior Dual Strainer	1	50		
SS-625MHPC	2-1/2" Plastic Junior Dual Strainer With Screw In Basket	1	200			


Mobile Home Products

Mobile Home Products

	MATCO-NORCA MODEL NUMBER	PRODUCT DESCRIPTION	CARTON INNER	QUANTITIES MASTER	
 <p>FY-952MH</p>	FY Sink Drains				
	FY-926CMH	Cleanout Plug Chrome Plated Plastic	1	200	
	FY-926STOPCP	Chrome Plated Stopper - Only For FY-926 Plug	1	100	
	FY-926WMH	Cleanout Plug White Plastic	1	200	
	FY-952MH	Chrome Plated Brass With Plastic Tailpiece Pop-up Assembly	1	48	

	LNT/TTD	Tube Drains - Less Coupling Nut & Washer			
 <p>TTD-150MH</p>	LNT-153CMH	Tub Drain Chrome Plated Plastic, With Captured Stopper	1	200	
	LNT-153WMH	Tub Drain White Plastic, With Captured Stopper	1	200	
	TTD-150MH	1-1/2" Touch Toe Drain, Chrome Plated Die Cast Zinc	1	100	



	S	Shower Kits - Plastic			
	Polybagged - Bulk Packed				
	S-6134CMH	Shower Head, Arm & Flange Kit - Chrome	1	200	
	S-6134WMH	Shower Head, Arm & Flange Kit - White	1	200	

Mobile Home Products

Quick Find Index

ITEM NUMBER	PAGE NUMBER
20	
25LF.....	15
26LF.....	14, 15
29LF.....	12, 13
60	
62.....	23
400	
413.....	6
437.....	30
451.....	32
A	
AER.....	26, 27
AG.....	25
B	
BCL.....	28
BPF.....	22
BSV.....	24
BTP.....	31
C	
CF.....	23
CH.....	36
CO.....	11
COT.....	11
CP.....	20
D	
DDC.....	25
DDFLF.....	16
DKP.....	32
DV.....	20
DWLLF.....	16
DWV.....	11
DWVY.....	11
E	
ESC.....	22

ITEM NUMBER	PAGE NUMBER
F	
FCP.....	22
FY.....	8, 21, 28, 38
G	
GES.....	30
GH.....	30
GS.....	30
I	
IBC.....	31
IS.....	35
J	
JCR.....	19
L	
LFP.....	31
LNT.....	6, 38
LSD.....	35
LST.....	10
M	
M.....	19
MN.....	25
N	
NM.....	37
NT.....	23
P	
PC.....	34
PGLF.....	34
PRVLF.....	36
PTRAP.....	11
R	
RH.....	30

ITEM NUMBER	PAGE NUMBER
S	
S.....	18, 38
S-AB.....	19
SBW.....	7
SCB.....	29
SCV.....	29
SDB.....	7
SDP.....	7
SE.....	36
SP.....	24
SS.....	4, 5, 38
SSDWLF.....	16
SSFLF.....	16
SST.....	16
SSWM.....	17
STM.....	30
SW.....	34
T	
T.....	21
TE.....	33
TF.....	33
TNSBMK.....	35
TP.....	31
TRAP.....	9, 10
TTD.....	6, 38
TW.....	33
TWB.....	6
V	
VC.....	20
VDWBLF.....	17
VFBLF.....	17
VFCLF.....	17
VHW.....	20
VIMKLF.....	17
VTC.....	17
W	
WSI.....	25
WTI.....	25
WTS.....	25



Global sourcing. National compliance. Local service.

CALIFORNIA

5595 Fresca Dr., La Palma CA 90623

• Toll Free: 866-532-8306 • Fax: 866-532-8307

TEXAS

1150 Silber Rd., Houston TX 77055

• Toll Free: 800-935-5456 • Fax: 713-680-2999

ILLINOIS

278 Windy Point Dr., Glendale Heights, IL 60139

• Toll Free: 844-412-5068 • Fax: 800-640-2252

GEORGIA

113 Industrial Blvd., Americus, GA 31709

• Toll Free: 800-433-7526 • Fax: 800-533-5134

NEW YORK

PO Box 27, R.22, Brewster NY 10509

• Toll Free: 800-431-2082 • Fax: 845-278-9056

WEB: www.matco-norca.com

EMAIL: mail@matco-norca.com