

PROTECH™

Professional HVAC & Water Heating Parts and Supplies



Indoor Air Quality (IAQ)

HELP YOUR CUSTOMERS AND HOMEOWNERS BREATHE EASY

It is hard to think that homes could be polluted. The truth is... most homes are full of invisible intruders filling the air we breathe. Dust mites, pollen, mold and pet dander are just a few examples of the pollution that may be in the home's air. These irritants make it difficult to be comfortable, even when the thermostat states the preferred temperature is just right. **Let us help you... Breathe Easy.**

Homeowner Solutions to Achieve Optimum Indoor Air Quality

ELIMINATE THE SOURCE Seeking out and removing any possible cause of contaminants is the first step toward improving indoor air quality. There are many simple solutions you can start with, such as, bathing indoor pets weekly. Another contaminant that can cause big problems is mold. The key to eliminating mold is controlling moisture; therefore, any water leaks should be repaired immediately. Also, be cautious when using certain paints, varnishes, indoor pesticides, cleaning supplies and air fresheners. Any of these can give off volatile organic compounds (VOCs), which can cause eye, nose and throat irritations. Most likely, you will need to take further steps to improve indoor air quality, but getting to the root of any controllable source is the first step.

IMPROVE VENTILATION Properly controlled ventilation is absolutely necessary because it protects your health and home. Some ways you can improve ventilation are: opening a window

or the chimney vent, using exhaust fans or even installing a home ventilation system. Excellent ventilation is crucial in providing a safe level of Indoor Air Quality for your family. PROTECH ERV/HRV ventilators are your solutions — see page 11 for more details.

CLEAN THE AIR We offer an exceptional line of Indoor Air Quality Products that allow you to control indoor air. Our products are designed to clean the air by focusing on filtration and purification.

CONTROL HUMIDITY Every home requires a form of humidity control. Dry indoor air can make a home uncomfortable by causing skin irritation and creating static shock. On the other hand, excessive moisture can make a home feel sticky or damp and can create an environment for mold, mildew, bacteria and dust mites. Finding a home's ideal moisture balance is a necessary step in achieving optimum indoor air quality.

TOP SOURCES OF INDOOR AIR POLLUTANTS...

- Molds and bacteria
- VOCs released from furnishings and building materials
- Chemical fumes from paints and solvents
- Chemicals from cleaning products
- Outdoor air pollutants
- Cigarette and tobacco smoke
- Animal hair and dander
- Dust mites
- Combustion gases
- Carbon monoxide



EXACT-FIT MEDIA AIR CLEANERS



The Whole-House Exact Fit Media Air Cleaners were designed to fit any Rheem/Ruud central heating system. This exact-fit design maximizes filtration allowing your Rheem/Ruud total home comfort solution to make the air in your home cleaner. These air cleaners provide the most advanced filtration solution for removing dust, pollen and pet dander, to name a few, and to make sure cleaner air is circulated to your entire home.

- Traps and Filters – Reduces major pollutants, such as dust and pollen, from the air passing through your HVAC systems.
- Deep-Pleat Filters – With filters that perfectly fit the media cabinet, surface area is maximized allowing filters to last up to one year which reduces filter changes.
- Exact Fit System – Cabinets are an exact-fit system solution to your residential air handlers and gas furnaces providing quick installation by your HVAC professional. Each cabinet includes one MERV 8 media filter.
- Finish – Granite paint matches Rheem equipment. Steel gray paint matches Ruud equipment.
- 5-Year Limited Warranty – We stand behind our warranty and make it easy for our customers to work with us.

PART NO	HOUSING OVERALL OD HEIGHT (IN)	HOUSING OVERALL OD DEPTH (IN)	HOUSING OVERALL OD WIDTH (IN)	MERV RATING OF INCLUDED MEDIA	MAX RATED AIR FLOW (CFM)	REPLACEMENT MEDIA
AXHF-E17AM	17-1/2	21	6-13/16	8	1400	PD540040
AXHF-E21AM	21-1/16	21	6-13/16	8	1800	PD540042
AXHF-E24AM	24-1/2	21	6-13/16	8	2000	PD540044
AXGF-E17AM	17-1/2	28	6-7/8	8	1800	PD540041
AXGF-E21AM	21-1/16	28	6-7/8	8	2000	PD540043
AXGF-E24AM	24-1/2	28	6-7/8	8	2000	PD540045



For Rheem Parts, Service and Technical Support

Call

ABC HEATING & AIR

313

www



For Ruud Parts, Service and Technical Support

Call

ABC HEATING & AIR

336-555-1234

www.abc-hvac.com

FREE CUSTOM LABELS with purchase of any 6 Exact-Fit Media Air Cleaner Cabinets listed above

Bring the homeowner back to your contractor when it's time to replace their media filter with our Custom Labels Program on CoolZone. They fit perfectly on the Media Cabinet product labels.

Customize labels with the following information:
CONTRACTOR or DISTRIBUTOR NAME
PHONE NUMBER
WEBSITE

CoolZone > Replacement Parts Division > PROTECH > Custom Labels

MEDIA AIR CLEANERS



PROTECH® high efficiency media air cleaners offer a significant improvement over one inch throwaway filters. They trap and filter to reduce major pollutants, such as dust and pollen from the air passing through the heating and cooling system. Deep pleated filters maximize surface area and increase the life of the filter. MERV stands for Minimum Efficiency Reporting Value; a rating determined by testing in accordance with ASHRAE 52.2 procedures. The test rate the ability to filter particles ranging from 0.3 to 10 microns in size. A higher MERV rating indicates a greater ability to filter these pollutants.

- Fits a wide variety of equipment
- Rugged cabinet construction



PART NO	HOUSING OVERALL OD HEIGHT (IN)	HOUSING OVERALL OD DEPTH (IN)	HOUSING OVERALL OD WIDTH (IN)	MERV RATING OF INCLUDED MEDIA	MAX RATED AIR FLOW (CFM)	REPLACEMENT MEDIA
84-25050-06	16-1/4	24-7/8	7-1/8	8	1400	54-25051-04
84-25050-05	20-1/4	21-3/8	7-1/8	8	1400	54-25051-03
84-25050-01	20-1/4	24-7/8	7-1/8	8	2000	54-25051-01

MEDIA AIR CLEANER – RIGHT ANGLE



- Filters angled to further maximize surface area
- Quick and easy mounting for installations that require a 90° duct adapter
- Platinum metallic paint
- Rugged cabinet construction



PART NO	HOUSING OVERALL OD HEIGHT (IN)	HOUSING OVERALL OD DEPTH (IN)	HOUSING OVERALL OD WIDTH (IN)	MERV RATING OF INCLUDED MEDIA	MAX RATED AIR FLOW (CFM)	REPLACEMENT MEDIA
84-25050-03	23-1/2	25-5/8	15-1/2	8	2000	54-25051-01

REPLACEMENT MEDIA FILTERS



PROTECH Replacement Media Filters

- Fits most popular brands
- High dust-holding capacity resulting in longer service life
- Moisture resistant synthetic media



PROTECH PART NO	MERV RATING	RATED AIR FLOW (CFM)	NOM WIDTH (IN)	NOM LGTH (IN)	NOM THICK (IN)	ACTUAL WIDTH (IN)	ACTUAL LGTH (IN)	ACTUAL THICK (IN)	CROSS REFERENCE FITS MODELS	CASE QTY	CASE REQ
54-25051-01	8	2000	20	25	5	19-3/4	24-1/4	5	84-25050-01,84-25050-03	3	Yes
54-25051-02	8	1400	16	25	3	15-3/4	24-1/4	3	84-25050-06	6	Yes
54-25051-11	10	1000	16	20	5	15-11/16	19-11/16	4-3/8	FC100A1003	3	Yes
54-25051-12	10	1200	16	25	5	15-15/16	24-3/4	4-3/8	FC100A1029	3	Yes
54-25051-13	10	1400	20	20	5	19-3/4	19-3/4	4-3/8	FC100A1011,84-25050-05	3	Yes

REPLACEMENT MEDIA FILTERS



Rheem/Ruud Replacement Media Filters

Custom sized filters for replacement of exact fit [-]XHF/[-]XGF series media air cleaners.

PART NO	MERV RATING	RATED AIR FLOW (CFM)	NOM WDTN (IN)	NOM LGTH (IN)	NOM THICK (IN)	ACTUAL WDTN (IN)	ACTUAL LGTH (IN)	ACTUAL THICK (IN)	CROSS REFERENCE FITS MODELS	CASE QTY	CASE REQ
PD540040	8	1400	17-1/2	21	5	17-1/4	20-3/4	4-3/8	[-]XHF-E17	2	Yes
PD540041	8	1800	17-1/2	28	5	17-1/4	27-3/4	4-3/8	[-]XGF-E17	2	Yes
PD540042	8	1800	21	21	5	20-3/4	20-3/4	4-3/8	[-]XHF-E21	2	Yes
PD540043	8	2000	21	28	5	20-3/4	27-3/4	4-3/8	[-]XGF-E21	2	Yes
PD540044	8	2000	21	24-1/2	5	20-3/4	24-1/4	4-3/8	[-]XHF-E24	2	Yes
PD540045	8	2000	24-1/2	28	5	24-5/32	27-3/4	4-3/8	[-]XGF-E24	2	Yes



TRION Replacement Media Filters

- Fits most popular brands
- High dust-holding capacity resulting in longer service life
- Moisture resistant synthetic media

TRION PART NO	MERV RATING	RATED AIR FLOW (CFM)	NOM WDTN (IN)	NOM LGTH (IN)	NOM THICK (IN)	ACTUAL WDTN (IN)	ACTUAL LGTH (IN)	ACTUAL THICK (IN)	CROSS REFERENCE FITS MODELS	CASE QTY	CASE REQ
252990-901	8	1400	16	25	3	15-3/4	24-1/4	3	84-25050-06	6	Yes
252990-902	8	2000	20	25	5	19-3/4	24-1/4	5	84-25050-01,84-25050-03	1	—
54-25051-03	8	1400	20	20	5	19-3/4	20-3/4	5	FC100A1011,84-25050-05	4	Yes
54-25051-04	8	1400	16	25	5	15-3/4	24-1/4	5	84-25050-06	3	Yes



Honeywell Replacement Media Filters

- Fits most popular brands
- Improves air quality
- Easy installation

TRION PART NO	MERV RATING	RATED AIR FLOW (CFM)	NOM WDTN (IN)	NOM LGTH (IN)	NOM THICK (IN)	ACTUAL WDTN (IN)	ACTUAL LGTH (IN)	ACTUAL THICK (IN)	CROSS REFERENCE FITS MODELS	CASE QTY	CASE REQ
FC100A1003	10	—	16	20	5	15-11/16	19-11/16	4-3/8	—	5	Yes
FC100A1029	10	—	16	25	5	15-15/16	24-3/4	4-3/8	—	5	Yes
FC100A1011	10	—	20	20	5	19-3/4	19-3/4	4-3/8	—	5	Yes
FC100A1037	10	—	20	25	5	19-7/8	24-7/8	4-3/8	—	5	Yes

ELECTRONIC AIR CLEANERS (EAC)



Electronic Air Cleaners work by placing a charge on airborne particles utilizing the principle of two-stage electrostatic precipitation and then collecting them like a magnet. They remove small, invisible particles that bypass standard air filters. Air is drawn by the ventilating system/

blower through a washable metal mesh pre-filter, which traps large dust particles. The remaining particles (some as small as 0.01 microns) pass into a strong electrical field (ionizing section) where the particulate receives an electrical charge. The charged particles are then trapped into a negatively charged series of equally spaced parallel plates. The air, now cleaned of up to 95% of its impurities, is returned to the home.

- Easy to maintain; simply wash the collection plates
- Traps and filters to reduce pollutants, such as dust, smoke, smog particles, mold spores and pet dander from the air passing through the heating and cooling systems
- Low pressure drop
- Optional charcoal pre-filter available for additional odor control
- Airflow sensor included; no interlock required
- Rugged cabinet construction

PART NO	MAX RATED AIR FLOW (CFM)	HOUSING OVERALL OD HEIGHT (IN)	HOUSING OVERALL OD DEPTH (IN)	HOUSING OVERALL OD WIDTH (IN)	INPUT VOLTAGE (V)	POWER CONNECT TYPE
84-25052-07	1400	20-1/4	24-7/8	7-1/8	120	Cord Connected
84-25052-09	1400	24-1/4	21-3/8	7-1/8	120	Cord Connected
84-25052-08	2000	24-1/4	24-7/8	7-1/8	120	Cord Connected

UV DEVICES




Ultraviolet (UV) energy producing devices are extremely effective as germicidal devices to control microbial pollutants, including mold spores and bacteria. The UV-C wavelength physically breaks down and destroys cell walls of organisms exposed to the energy. Common applications for UV-C systems include protection against microbial growth on

indoor evaporator coils, as well as control of airborne microbial pollutants in ductwork. *CAUTION: UV energy can pose a risk of eye and skin damage. Installers should minimize the risk of UV exposure to equipment owners and service personnel by such methods as safety interlocks and appropriate placement of UV producing devices within the HVAC system.*

UV Device (Coil or Air Treatment)

- Viewport allows safe viewing of UV lamp operation
- Safety interlock prevents lamp from lighting unless base is correctly mounted on duct
- No ozone production
- Sealed unit prevents accidental installer/home-owner contact with high voltage and UV rays
- 5-year limited warranty on fixture and ballast; 1-year limited warranty on lamp

PART NO	TYPICAL APPLICATION	MOUNTING LOCATION	MOUNTING TYPE	BASE SIZE WxDxH (IN)	INSERTION DEPTH (IN)	VOLTAGE (V)	ELECTRICAL CONNECT	BULB WATTAGE (W)	NO OF BULBS	REPLACE BULB
ADPL136	Coil Surf/Air Treat	Coil/Return	External	5-1/2 x 7-3/4 x 3	16-1/2	120	Cord Connected	36	1	864026
ADPL236	Coil Surf/Air Treat	Coil/Return	External	14-5/8 x 7-1/4 x 3	16-1/2	120	Cord Connected	36	2	864026



PCOGRID for Lumalier ADPL Series

Optional PCO grid for ADPL136 (1 required) and ADPL236 (2 required) takes advantage of Photo-catalytic oxidation (PCO) process to effectively destroys volatile organic

compounds (VOCs) that create unpleasant odors including paints, cleaning supplies, cooking smells and other gases.

PART NO	DESCRIPTION
PCOGRID	TiO2 PCO Grid for ADPL Series

DYNAMIC POLARIZED MEDIA AIR CLEANERS



As tiny sub-micron particles and volatile organic compounds (VOCs) pass through the central heating and cooling system, they become polarized by the electric field inside the air cleaner. Polarized particles become larger as they join together with other polarized particles and collect on the polarized media pad. The Dynamic Air Cleaner is a non-ionizing air cleaner that removes sub-micron particles that other filters miss, including bacteria, pollen, mold and fine dust. Excellent for removing tobacco smoke and residual odors.

- Equivalency to MERV 13 rating on more traditional media filters
- Air cleaners fit directly into existing filter racks or return air grilles
- Very high multiple pass efficiency (95-99% for particles of 0.3 to 0.5 micron size); rises as the air cleaner loads (confirmed by independent laboratories)
- 24V power supply; optional transformer 84-110V-24V plugs directly into a 120V outlet
- 6000VDC output voltage to polarized media
- No ozone production
- Low static resistance to airflow; maximum recommended face velocity: 500 FPM
- Disposable carbon-filled media pads only require a few minutes to change; requires replacement every three to four months
- Custom sizes available
- Toll-Free NATE certified Technical Support 800.578.7873
- 5-year limited warranty

PARTNO	NOMINAL HEIGHT (IN)	NOMINAL LENGTH (IN)	THICKNESS (IN)	REPLACEMENT MEDIA
84-10X25-1	10	25	1	54-10X25-R
84-12X20-1	12	20	1	54-12X20-R
84-12X24-1	12	24	1	54-12X24-R
84-12X25-1	12	25	1	54-12X25-R
84-14X20-1	14	20	1	54-14X20-R
84-14X24-1	14	24	1	54-14X24-R
84-14X25-1	14	25	1	54-14X25-R
84-14X30-1	14	30	1	54-14X30-R
84-14X38-1	14	38	1	54-14X38-R
84-16X20-1	16	20	1	54-16X20-R
84-16X25-1	16	25	1	54-16X25-R
84-16X30-1	16	30	1	54-16X30-R
84-18X24-1	18	24	1	54-18X24-R
84-20X20-1	20	20	1	54-20X20-R
84-20X24-1	20	24	1	54-20X24-R
84-20X25-1	20	25	1	54-20X25-R
84-20X30-1	20	30	1	54-20X30-R
84-20X36-1	20	36	1	54-20X36-R
84-24X24-1	24	24	1	54-24X24-R
84-25X25-1	25	25	1	54-25X25-R
84-28X36-1	28	36	1	54-28X36-R
84-30X32-1	30	32	1	54-30X32-R
84-30X36-1	30	36	1	54-30X36-R

FILTERLOCK – FILTER SLOT COVER



- Seals air filter slot
- Magnetically attaches to metal duct
- One-size-fits-all – For all standard air filters

PART NO	DESCRIPTION	CASE QTY	CASE REQ
540031	FilterLock – Filter Slot Cover	10	Yes



WHOLE-HOUSE HUMIDIFIERS

Recommended indoor humidity is between 30% and 50% – more or less can increase the likelihood of bacteria, virus, fungus and mites. Air that is too dry can act like a giant sponge, soaking moisture up from everything that it touches in the home – woodwork, wood floors and furnishings – not to mention symptoms of dry skin, chapped lips, dry nasal passages and static electricity. Advantages of humidification include:

- Adding humidification will reduce energy costs – occupants are more comfortable at lower thermostat settings
- Reduces static electricity and contributes to the well-being of pets and indoor plants
- Protects wood floors, cabinets and furnishings
- Automatic water supply – whole-house humidifiers are connected directly to the water supply and do not require manual refilling. Calculations based on the following assumptions:
 - Indoor temp. of 70°F and 35% relative humidity
 - Outdoor temp. of 20°F and 70% relative humidity
 - 8 foot ceiling height

- Internal moisture gain of 1 lb per hour
- Furnace on-time of 70%
- Construction types:

Loose House – constructed before 1930; little or no insulation; no storm doors or windows, no weather stripping or vapor barriers; no dampering of fireplaces; air change rate as high as 1.5 changes/hour

Average House – insulated with a dampered fire-place; no vapor barriers; loose storm doors and windows; Air change rate of 1.0 changes/hour

Tight House – well insulated with vapor barriers, tight storm doors and windows; dampered fireplace; air change rate of 0.50 changes/hour

Approximate sizing guide:

HOME SIZE (SQ FT)	TIGHT HOUSE (GPD)	AVERAGE HOUSE (GPD)	LOOSE HOUSE (GPD)
1500	3.0	10.0	16.5
2000	5.0	14.0	24.0
2500	7.5	19.0	30.5
3000	10.0	23.5	37.5
4000	14.5	33.0	51.5



Humidifiers – Flow-Through Bypass

Flow-Through humidification directs the airflow from the ductwork to pass through a moisture filled pad, so the air stream picks up moisture evenly and distributes it throughout the home.

- Models with water saving controls self adjust to compensate for variations in temperature, airflow and water pressure; providing maximum water savings regardless of

system conditions; water savings controls also feature a relay that can power the HVAC system blower for independent operation

- Includes self-piercing saddle valve, solenoid valve, and humidistat
- 5-year limited warranty

PART NO	HUMIDIFIER TYPE	DUCT MOUNTING LOCATION	UNIT DIM WxDxH (IN)	DUCT OPENING DIM WxH (IN)	INPUT VOLTAGE (V)	NOM CAP AT 100°F (GPD)	NOM CAP AT 120°F (GPD)	NOM CAP AT 140°F (GPD)	HUMIDISTAT CONTROLLER INCLUDED	REPLACE MENT PAD
84-25054-09	Flow-Thru Bypass	Return or Supply	14-1/8 x 10 x 19	9-3/4 x 13	24	14.5	17.0	22.0	Manual	265470-001
84-25054-10	Flow-Thru Bypass	Return or Supply	14-1/8 x 10 x 19	9-3/4 x 13	24	14.5	17.0	22.0	Water Saver	265470-001

WHOLE-HOUSE HUMIDIFIERS



PROTECH™

Humidifiers – Power

Power humidification uses an integral fan to blow air directly over a moisture filled pad into the air stream. Ideal for heat pump applications.

- Models with water saving controls self adjust to compensate for variations in temperature, airflow and water pressure; providing maximum water savings regardless of system conditions; water

savings controls also feature a relay that can power the HVAC system blower for independent operation

- Includes self-piercing saddle valve, solenoid valve, and humidistat
- 5-year limited warranty

PART NO	HUMIDIFIER TYPE	DUCT MOUNTING LOCATION	UNIT DIM WXDHX (IN)	DUCT OPENING DIM WXH (IN)	INPUT VOLTAGE (V)	NOM CAP AT 100°F (GPD)	NOM CAP AT 120°F (GPD)	NOM CAP AT 140°F (GPD)	HUMIDISTAT CONTROLLER INCLUDED	REPLACE MENT PAD
84-25054-11	Powered Evaporative	Supply	11-5/8 x 10-1/8 x 18-1/8	13-1/8 x 14-1/4	120	10.0	16.5	20.0	Manual	265470-001
84-25054-12	Powered Evaporative	Supply	11-5/8 x 10-1/8 x 18-1/8	13-1/8 x 14-1/4	120	10.0	16.5	20.0	Water Saver	265470-001



Humidifiers – Atomizing (MISTER-MINI)

Atomizing humidification sprays a fine mist of water directly into the warm air supply duct. The water is evaporated by the warm air from the furnace. The humidistat and built-in temperature switch automatically control the humidifier to ensure that the proper amount of humidity is achieved. The built-in temperature switch prevents operation if the temperature in the warm air duct is not high enough to ensure effective evaporation. The universal humidistat, installed either on the wall or in the cold air return duct, turns on the unit when

the humidity level in the home is below the set-point air stream. Not recommended for heat pumps or systems where supply air is less than 120°F.

- No pads or filters
- Tilt-out mounting simplifies maintenance
- Push-to-lock fittings
- Capacity can be increased or decreased by changing the nozzle
- 2-year limited warranty

PART NO	HUMIDIFIER TYPE	DUCT MOUNTING LOCATION	UNIT DIM WXDHX (IN)	DUCT OPENING DIM WXH (IN)	INPUT VOLTAGE (V)	NOM CAP AT 100°F (GPD)	NOM CAP AT 120°F (GPD)	NOM CAP AT 140°F (GPD)	HUMIDISTAT CONTROLLER INCLUDED	REPLACE MENT PAD
84-25054-13	Atomizing	Supply	4-1/4 x 3-7/8 x 4-1/4	3-1/8 x 3-1/8	24	Not Recommend	12.5	12.5	Manual	—

WHOLE-HOUSE DEHUMIDIFIERS



In any season, excess humidity in the home can make for an uncomfortable indoor environment. Dampness, stickiness, and odors are just a few of the many symptoms associated with air that has too much moisture. The solution is a whole-house dehumidifier. Unlike portable units, a whole-

house unit is installed in the home's central heating and cooling system, and works to eliminate excess moisture in all rooms.

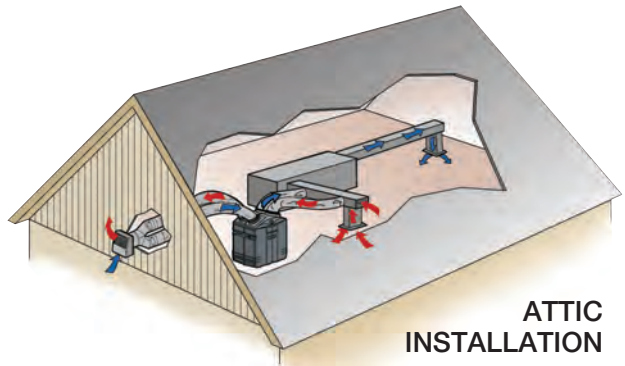
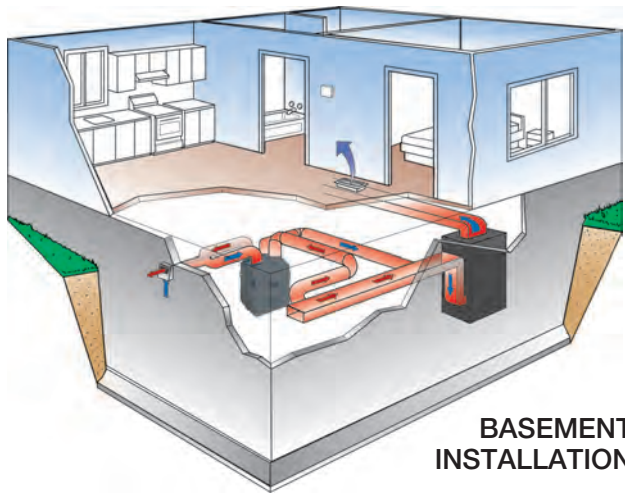
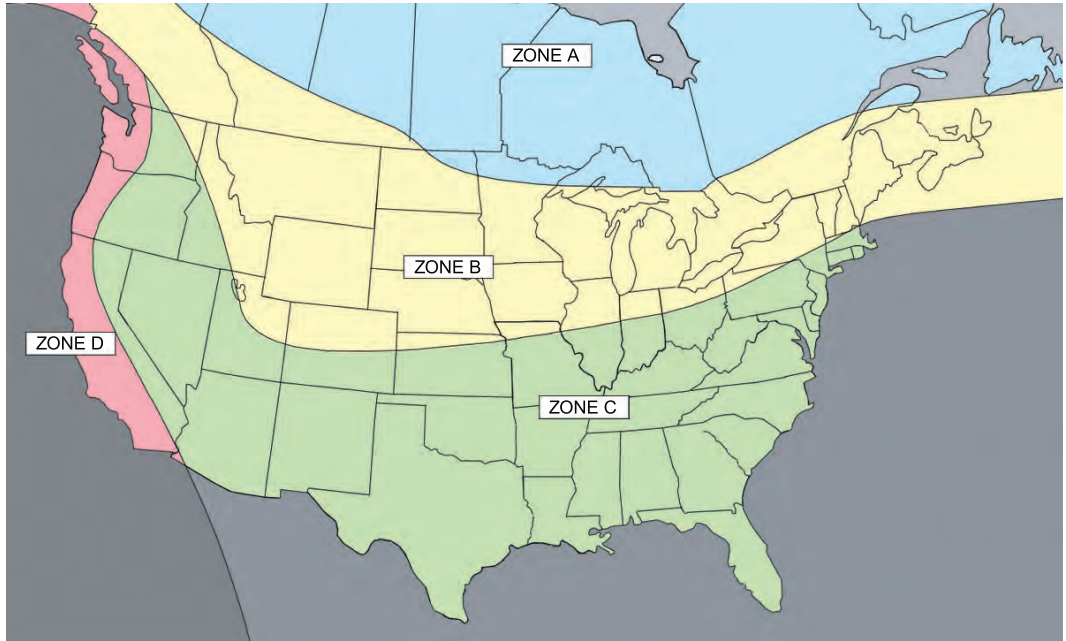
- Includes MERV 11 media filter
- Compact and easy to install enclosure
- 5-year limited warranty

PART NO	CAPACITY (PINTS/DAY @80°F AND 60% RH)	UNIT DIM LXWXH (IN)	INLET DUCT SIZE DIA (IN)	OUTLET DUCT SIZE DIA (IN)	INPUT VOLTAGE (V)	INPUT CURRENT (A)	POWER CONNECTION TYPE
D75	74	23-1/4 x 13 x 13-3/4	8	8	120	6.7	Cord Connected
D95	95	25-1/2 x 14-1/4 x 15-1/4	10	10	120	10.8	Cord Connected

ENERGY AND HEAT RECOVERY VENTILATORS (ERV/HRV)

INSTALLATION ZONES

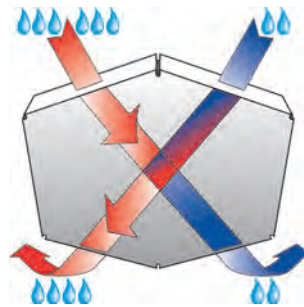
- Zone A HRV only
- Zone B ERV or HRV recommended
- Zone C ERV recommended
- Zone D HRV recommended




Energy Recovery Ventilators (ERVs) and Heat Recovery Ventilators (HRVs) are fresh air exchange appliances that take fresh air into a dwelling, clean and evenly circulate the fresh air and expel stale, polluted air while controlling humidity and minimizing heat loss/gain. The ERVs and HRVs are identical except for the recovery core (heat exchanger). HRVs are used primarily in cold northern climates while ERVs are used in the middle and southern U.S.

ERV/HRV systems use centrifugal blowers to remove the stale indoor air. The incoming and outgoing air streams moving through the system capture and transfer the heat from one air stream to another, while passing through a patented set of exchange cores. The temperature level from the indoor air is retained and transferred to the new incoming fresh outdoor air before circulating throughout the house.

- Provides a constant, controlled supply of fresh air to the home year-round
- Reduces unhealthy indoor air pollutants, such as radon, formaldehyde, smoke and odors



ERV CORE



HRV CORE

ENERGY AND HEAT RECOVERY VENTILATORS (ERV/HRV)



PROTECH™

- Constructed of pre-painted steel and lined with foil-faced fiberglass insulation to minimize energy loss
- Choice of wall controls (required, sold separately)
- Optional remote push-button timer available to allow utilization of ERV/HRV for spot ventilation
- 6 in. round inlets and outlets for easy duct connections
- 20 gauge pre-painted steel with corrosion resistant finish
- Smart defrost system to prevent freeze-ups
- Easily removable, washable, metal framed air filters
- Built-in 1/2 in. drain tube connection fittings
- Integral dampers for balancing air flow
- PSC motor designed for constant operation
- Three optional blower speeds, two speeds
- Ultra quiet blower design
- Deeper one-piece condensate tray
- Sturdy damper design for adverse weather conditions
- HVI certified

PART NO	PRODUCT TYPE	OVERALL DIMENSIONS H X W X D (IN)	MAX RATED AIR FLOW (CFM)	VOLTAGE INPUT (V)	INPUT CURRENT (A)	CONNECTION TYPE	WALL CONTROL	PUSH BUTTON CONTROLS	LIMITED WARRANTY CORE	LIMITED WARRANTY PARTS
84-ERV100	Energy Recovery Ventilator (ERV)	20 x 30-1/4 x 13-3/4	100	120	1.4	Cord connected	Required sold separately	Optional sold separately	5 years	2 years
84-ERV200	Energy Recovery Ventilator (ERV)	20 x 30-1/4 x 19	200	120	1.9	Cord connected	Required sold separately	Optional sold separately	5 years	2 years
84-HRV100	Heat Recovery Ventilator (HRV)	20 x 30-1/4 x 13-3/4	100	120	1.4	Cord connected	Required sold separately	Optional sold separately	Lifetime	2 years
84-HRV200	Heat Recovery Ventilator (HRV)	20 x 30-1/4 x 19	200	120	1.9	Cord connected	Required sold separately	Optional sold separately	Lifetime	2 years



Filter for 84-ERV100, 84-HRV100

Sold individually; usually two are required.

PART NO	DESCRIPTION
03096	Filter - 12-7/8 in. x 11-3/4 in. x 11/16 in. (Single filter)



Filter for 84-ERV200, 84-HRV200

Sold individually; usually two are required.

PART NO	DESCRIPTION
03097	Filter - 16-3/4 in. x 11-3/4 in. x 11/16 in. (Single filter)



HEPA Filter Kit for 84-ERV-HEPA4

Includes one HEPA filter, and two pre-filters.

PART NO	DESCRIPTION
04803	HEPA Filter Kit (Includes one HEPA Filter and two Pre-Filters)



Pre-Filter Kit for 84-ERV-HEPA4


Includes two pre-filters.

PART NO	DESCRIPTION
05123	Pre-Filter Kit (Set of 2)



Rheem Replacement Parts Division
4744 Island Ford Road
Randleman, North Carolina 27317

Solutions made simple... just for you.



336.495.6800 336.495.6867 fax
www.rheemparts.com or www.ruudparts.com

Specifications and pricing are subject to change without notice. 08-16/RT/HPS PRO-5214