



McGuire Manufacturing Co., Inc.

60 Grandview Court
P.O. Box 746 • Cheshire, CT 06410
203-699-1801 • Fax: 203-699-1813
www.mcguiremfg.com

PRODUCT SPECIFICATION

Part No.

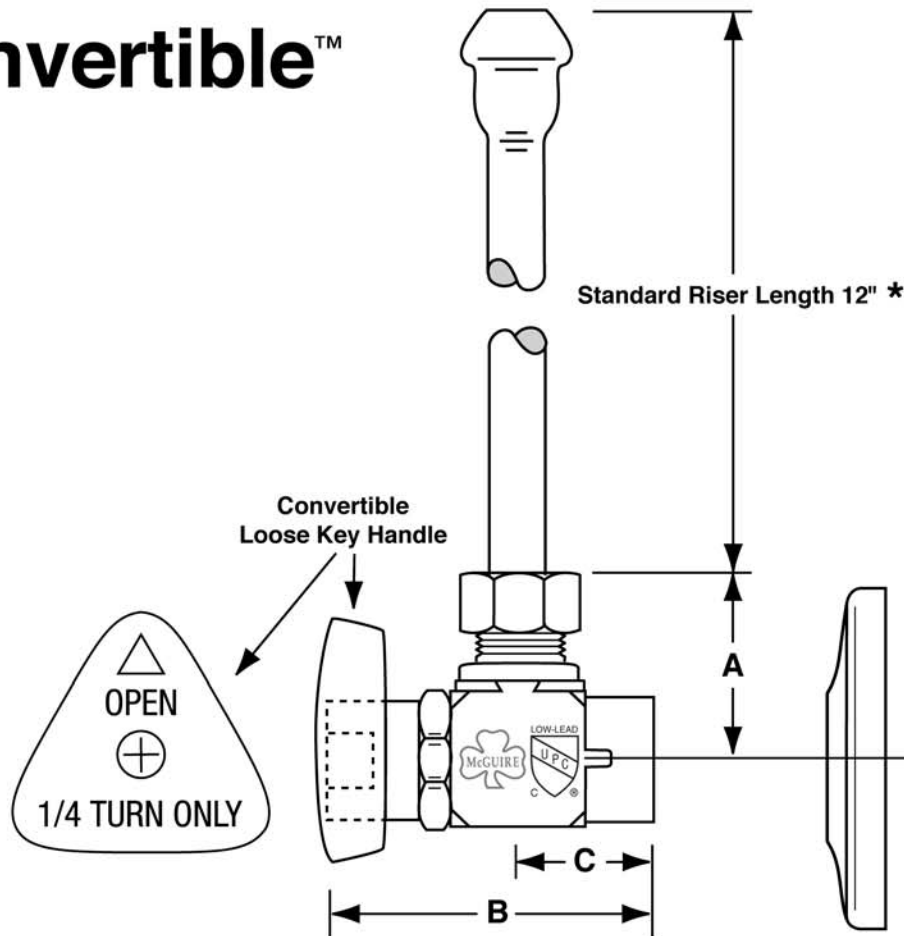
LFBV175

**Quarter-Turn Brass
Ball Valve Lavatory Supply**

Job Name:

Submittal Number:

Convertible™



NO.	DESCRIPTION	ROUGHING MEASUREMENTS		
		A	B	C
LFBV175	1/2" Copper Sweat x 3/8" O.D.	1-3/16"	2-1/8"	13/16"

* See options and accessories section for details on product variations.



Specifications:

Supply kits shall include low lead chrome plated, commercial pattern Quarter-Turn Brass Ball Valve with convertible loose key handle, (chrome plated copper or braided stainless risers) and (shallow, deep, bell) (steel or brass) or (forged brass with set screw) flange. Inlet shall be (1/2) inch (IPS, sweat, compression). Outlet shall be (3/8) inch (compression). Supply kit shall be McGuire. Supply kit shall be low lead certified by recognized authority and bear manufacturer and testing mark.



McGuire Manufacturing Co., Inc.

60 Grandview Court
P.O. Box 746 • Cheshire, CT 06410
203-699-1801 • Fax: 203-699-1813
www.mcguiremfg.com

PRODUCT SPECIFICATION

Part No.

Options and
Accessories

Job Name:

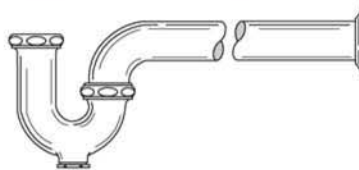
Submittal Number:

CAST BODY P-TRAP OPTIONS

WALL BEND OPTIONS-

Add suffix to part number.

- 15 - 15" C to E (1-1/4" and 1-1/2" only)
- 18 - 18" C to E (1-1/4" and 1-1/2" only)
- GJ - Ground joint wallbend
Custom sizes available.



FLANGE OPTIONS-

Add suffix to part number.

- F - Forged Brass, set screw, chrome plated
- DF - Deep Flange, (bell type) chrome plated brass
- SDF - Deep Flange, (bell type) chrome plated steel
- B - Box Flange, chrome plated wrought steel
- BF - Box Flange, chrome plated brass

STANDARD FINISH OPTIONS-

Add suffix to part number.

- C - Polished Chrome
- SC - Satin Chrome
Custom finishes available.

Options available for McGuire "Classic" Professional Line only.

OPTIONS FOR SUPPLIES

FLANGE OPTIONS- Use suffix after part number.

- F - Heavy brass, set screw
- DF - Deep flange (bell type) wrought brass
- SDF - Deep flange (bell type) steel
- B - Deep flange (box type) steel
- BF - Deep flange (box type) wrought brass

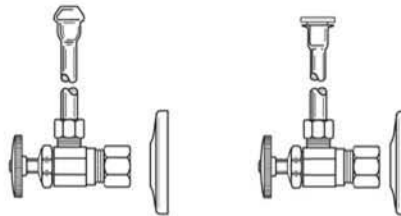
RISER OPTIONS- Use suffix after part number.

- R15 - 15" Standard Lavatory or Closet
- R20 - 20" Standard Lavatory or Closet
- R36 - 36" Standard Lavatory
- CR - 12" Compression Riser
- CR20 - 20" Compression Riser
- SR - 12" Sweat Riser
- SR20 - 20" Sweat Riser

COMMON NIPPLE OPTIONS-

Use suffix after part number.

- N3 - 3" Cast brass Nipple
- N5 - 5" Cast brass Nipple
Custom sizes available.



STUFFING BOX STEM OPTION- Use suffix after part #.

- SB - Stuffing Box for Stop Valves. Not available for
Convertible™ Ball Valve Supplies.

LOCK SHIELD CAP OPTIONS- Use suffix after part #.

- C - Cap for Standard and Heavy Line Loose Key Supply Kits

STOP VALVE HANDLE OPTIONS- Use suffix after part #.

- X - Heavy brass Cross Handle

SCREWDRIVER STEP OPTION - Use suffix after part

- SD - Screwdriver Stem for Loose Key Supply Kits

OPTIONS FOR STRAINERS AND DRAINS

8", 10", 12" TAILPIECES IN STOCK-

Use suffix after part number.

- 8 = 8"
- 10 = 10"
- 12 = 12"

Custom size tailpiece and configurations available.
Specialty gauge brass and stainless also available.

STANDARD FINISH OPTIONS -

Add suffix to part number.

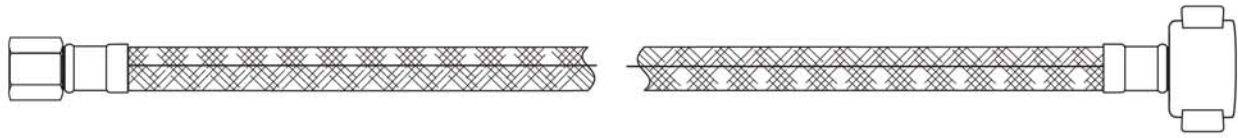
- C - Polished Chrome
- S - Satin Chrome
Custom finishes available.



Options available for McGuire "Classic" Professional Line only.

**McGuire Manufacturing Co., Inc.**

60 Grandview Court
P.O. Box 746 ♣ Cheshire, CT 06410
203-699-1801 ♣ Fax: 203-699-1813
www.mcguiremfg.com

PRODUCT SPECIFICATION**Part No.****SSCLO****Braided Stainless
Closet Risers****Job Name:****Submittal Number:**

MODEL NO.	SIZE	LENGTH
SSCLO09050038	3/8" Comp x 7/8" Ballcock	9"
SSCLO12050038	3/8" Comp x 7/8" Ballcock	12"
SSCLO12050050	1/2" Comp x 7/8" Ballcock	12"
SSCLO20050038	3/8" Comp x 7/8" Ballcock	20"



Fanshi Group, Inc.

Specifications:

Closet riser shall be stainless steel braided reinforced polymer tube with captive cone washers, heavy-duty brass nut and plastic ballcock wing nut. Risers shall be in compliance with recognized testing authority.



McGuire Manufacturing Co., Inc.

60 Grandview Court
P.O. Box 746 • Cheshire, CT 06410
203-699-1801 • Fax: 203-699-1813
www.mcguiremfg.com

PRODUCT SPECIFICATION

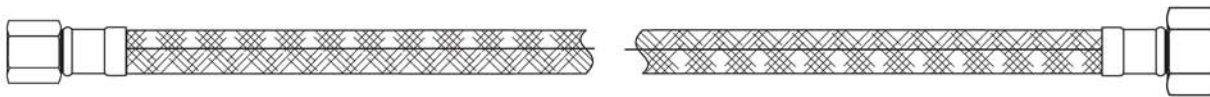
Part No.

SSLAV

**Braided Stainless
Lavatory Risers**

Job Name:

Submittal Number:



MODEL NO.	SIZE	LENGTH
SSLAV09050038	3/8" Comp x 1/2" FIP	9"
SSLAV12050038	3/8" Comp x 1/2" FIP	12"
SSLAV16050038	3/8" Comp x 1/2" FIP	16"
SSLAV20050038	3/8" Comp x 1/2" FIP	20"
SSLAV30050038	3/8" Comp x 1/2" FIP	30"
SSLAV36050038	3/8" Comp x 1/2" FIP	36"
SSLAV12050050	1/2" Comp x 1/2" FIP	12"
SSLAV20050050	1/2" Comp x 1/2" FIP	20"



Fanski Group, Inc.

Specifications:

Lavatory riser shall be stainless steel braided reinforced polymer tube with captive cone washers and heavy duty brass nuts. Risers shall be in compliance with recognized testing authority.