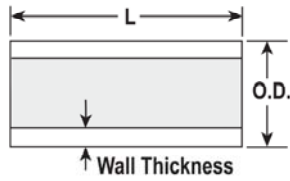




Drain, Waste & Vent (DWV) Technical DWV Pipe Dimensions & DWV Dimensions

Schedule 40 Pipe

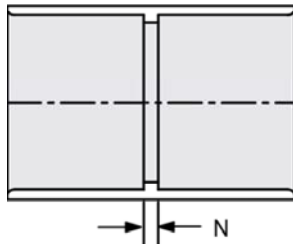
20" Lengths



Part Number	Size	L	AVG.O.D.	Minimum Wall
PD-400-012	1-1/4	20	1.660	.140
PD-400-015	1-1/2	20	1.900	.145
PD-400-020	2	20	2.375	.154
PD-400-030	3	20	3.500	.216
PD-400-040	4	20	4.500	.237
PD-400-060	6	20	6.625	.280
PD-400-080	8	20	8.625	.322
PD-400-100	10	20	10.750	.365
PD-400-120	12	20	12.750	.406
PD-400-140	14	20	14	.437
PD-400-160	16	20	16	.500

P100 Coupling

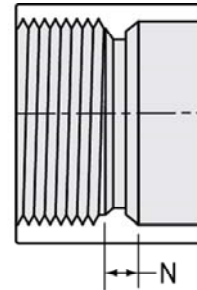
H x H



Part Number	Size	N
P100-015	1-1/2	1/8
P100-020	2	1/8
P100-030	3	1/8
P100-040	4	1/8
P100-060	6	1/4
P100-080	8	1/4
P100-100	10	3/8
P100-120	12	3/8
P100-140	14	3/8

P101 Female Adapter

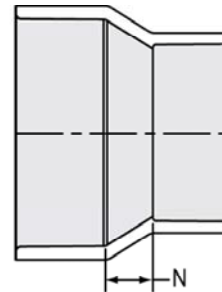
FPT x H



Part Number	Size	N
P101-015	1-1/2	1/4
P101-020	2	1/4
P101-030	3	5/16
P101-040	4	3/8
P101-060	6	3/8

P102 Pipe Increaser - Reducer

H x H



Part Number	Size	N
P102-251	2X1-1/2	11/16
P102-337	3X1-1/2	1- 3/32
P102-338	3X2	15/16
P102-420	4X2	1- 3/8
P102-422	4X3	15/16
P102-532	6X4	1- 7/16
P102-582	8X4	2-3/8
P102-585	8X6	1- 3/8
P102-626	10X6	2- 1/4
P102-628	10X8	1- 5/16
P102-668	12X8	2- 5/16

* Fabricated