

For Commercial and Industrial Applications

Job Name _____

Contractor _____

Job Location _____

Approval _____

Engineer _____

Contractor's P.O. No. _____

Approval _____

Representative _____

LEAD FREE*

Series LFN223F/LFN223FS Flanged Super Capacity Water Pressure Reducing Valves**

Sizes: 3"

Series LFN223F and LFN223FS Super Capacity Water Pressure Reducing Valves are designed to reduce incoming water pressure to a sensible level to protect plumbing system components and reduce water consumption. This series is suitable for water supply pressures up to 175psi (12.1 bar) and may be adjusted from 25 – 75psi (172 – 517 kPa). The standard setting is 50psi (345 kPa). Series LFN223F features an enlarged diaphragm, spring cage and seat orifice for super capacity performance. These valves also contain a semibalanced piston feature to assure rapid response to reduced pressure changes as well as to provide maximum flow with minor pressure drop. Series LFN223FS has the same options as the LFN223F, except it is furnished with a strainer. All parts are quickly and easily serviceable without removing the valve from the line.

Features

- Enlarged diaphragm, spring cage and seat orifice for super capacity performance
- Iron body construction
- Stainless steel piston
- Series LFN223FS furnished with separate strainer
- Sealed spring cage on all models for accessible outdoor or pit installations

Models

LFN223F Flanged inlet x Flanged outlet

LFN223FS Flanged inlet x Flanged outlet with strainer

For ½" – 2½" threaded connections, refer to literature ES-223.

For 2½" – 3" bronze threaded valves, refer to literature ES-N223B.

Specifications

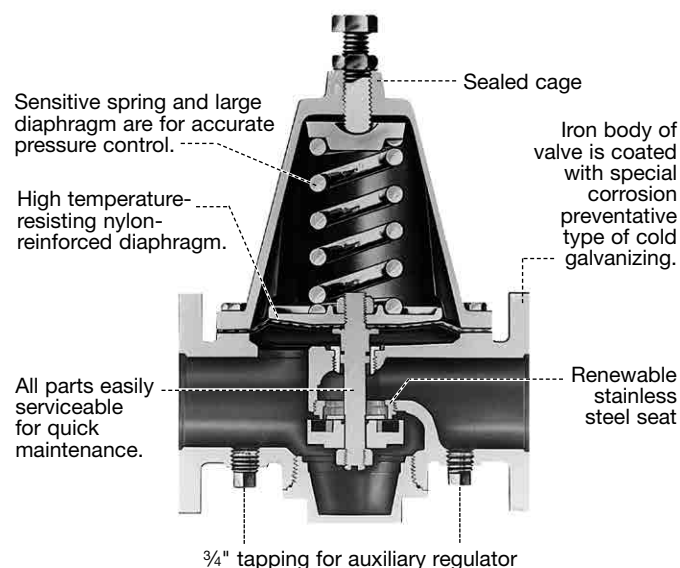
A Water Pressure Reducing Valve shall be installed on the water service pipe near its entrance to the building where supply main pressure exceeds 60psi (413 kPa) to reduce it to 50psi (345 kPa) or lower. Valve shall be a Watts Series LFN223F or LFN223FS (with strainer).

***The wetted surface of this product contacted by consumable water contains less than 0.25% of lead by weight.**

****A water saving test program concluded that reducing the supply pressure from 80-50psi (551-345 kPa) resulted in a water savings of 30%.**



Series LFN223F



NOTICE

Companion flange size connections are 125 lbs. WSP.

NOTICE

The information contained herein is not intended to replace the full product installation and safety information available or the experience of a trained product installer. You are required to thoroughly read all installation instructions and product safety information before beginning the installation of this product.

NOTICE

Inquire with governing authorities for local installation requirements

Watts product specifications in U.S. customary units and metric are approximate and are provided for reference only. For precise measurements, please contact Watts Technical Service. Watts reserves the right to change or modify product design, construction, specifications, or materials without prior notice and without incurring any obligation to make such changes and modifications on Watts products previously or subsequently sold.

Materials

Body: Iron coated with corrosion-resistant cold galvanizing
 Seat: Replaceable stainless steel
 Diaphragm: Reinforced Buna-N
 Disc: EPDM
 Piston: Stainless steel

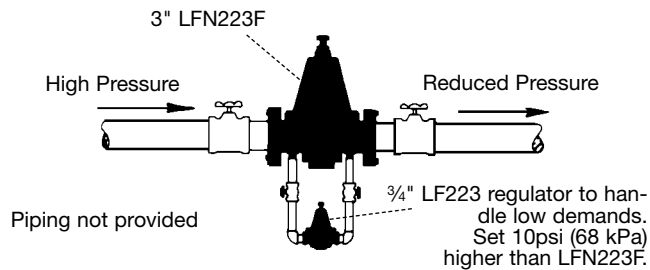
Pressure – Temperature

Temperature Range: 33°F – 160°F (0.5°C – 71°C)
 Maximum Working Pressure: 175psi (12.1 bar)
 Adjustable Reduced Pressure Range: 25 – 75psi (172 – 517 kPa)
 Standard Reduced Pressure Setting: 50psi (345 kPa)

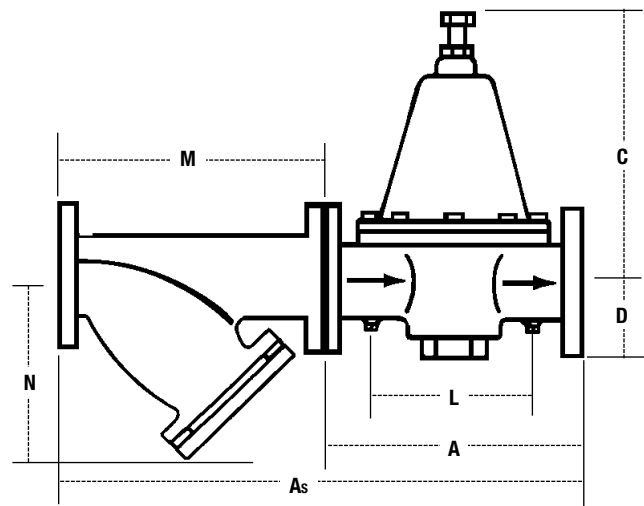
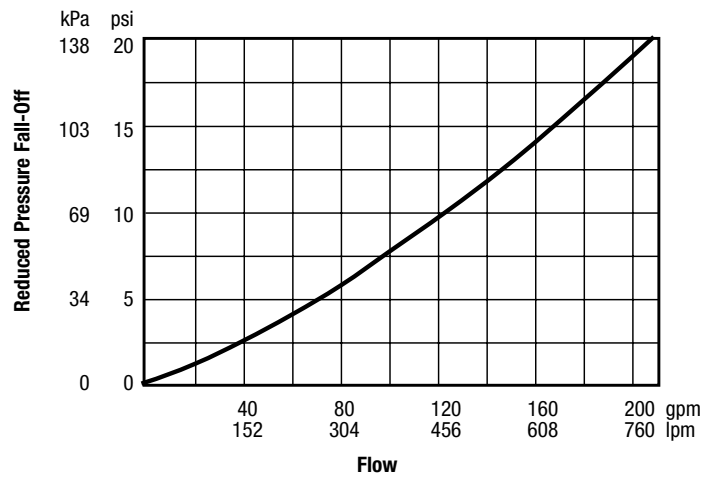
Options

WR 3/4" Model LF223 auxiliary regulator
 (piping not included)
 S Strainer (See ES-77F-DI-125 for details)

Option WR



Capacity



Dimensions – Weights

MODEL	SIZE	DIMENSIONS										WEIGHT					
		A		AS		C		D		L		M		N		lbs.	kgs
	in.	in.	mm	in.	mm	in.	mm	in.	mm	in.	mm	in.	mm	in.	mm		
LFN223F	3	12½	318	—	—	14½	368	¾	95	7½	191	—	—	—	—	86	39
LFN223FS	3	12½	318	22%	575	14½	368	¾	95	7½	191	10½	257	7	178	120	54

