



**Tahoe®**  
Drop-in Bathroom Sink  
**K-2890-4**

**Features**

- KOHLER cast iron.
- Drop-in.
- Metal frame mounting.
- Rectangular basin.
- With overflow.
- 4-inch centers.
- 20" (508 mm) x 18" (457 mm)

**Required Accessories**

K- 6688 Metal Frame

**Recommended Accessories**

K- 8998 P-Trap



ADA

**Codes/Standards**

ASME A112.19.1/CSA B45.2

ADA

ICC/ANSI A117.1




**KOHLER® Lifetime Limited Warranty  
for Cast Iron Components**

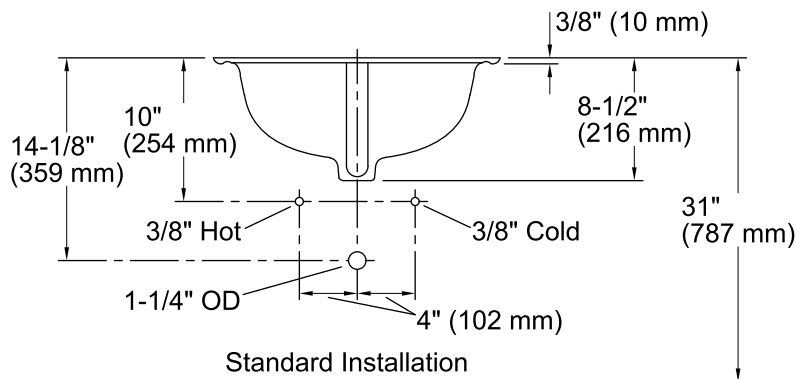
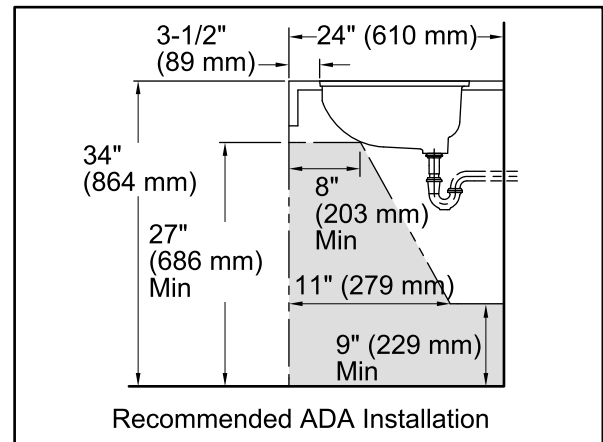
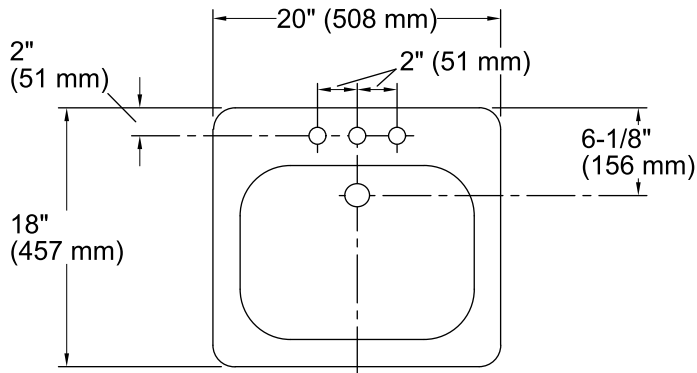
See website for detailed warranty information.

**Available Color/Finishes**

*Color tiles intended for reference only.*

**Color Code Description**

	0	White
	96	Biscuit
	47	Almond



## Technical Information

All product dimensions are nominal.

Bowl configuration: Single

Installation: Drop-In

Bowl area (Only) Length: 16" (406 mm)  
Width: 12" (305 mm)  
Water depth: 5" (127 mm)

Number of deck holes: 3

Faucet hole(s): 1-3/8" (35 mm)

Drain hole: 1-11/16" (43 mm)

## Notes

Install this product according to the installation guide.

A metal frame is required for installation.

ADA compliant when installed to the specific requirements of these regulations.