


Electrical
specs on
page 2



OL Plus Series - Three Phase, Riser Mounted Air Compressors for Dry Pipe Sprinkler Systems

OL Plus Series

This riser mounted air compressor is specifically designed to fill systems to 40 PSI in 30 minutes per NFPA 13



- Oil Less Piston Compressor
- UL Listed Pressure Switch
- Bubble tight air check valve
- Permanently lubricated bearings
- Integrated Air Intake Filters
- Fully automatic, direct drive
- Max Pressure: 60 PSI
- Pre-wired and Pre-tested
- 30" Stainless Steel Flex Hose
- Riser Mounting Kit

System Capacity+	Model Number	Average CFM**	Motor HP	Recommended Wire Size ++	Dimensions			Weight (lbs)
					L	W	H	
365 gal.	OL36550BC	4.43	1/2	12	15"	15"	9"	36
430 gal.	OL43075BC	5.21	3/4	12	16"	15"	9"	42
615 gal.	OL615100BC*	7.46	1	12	17"	15"	9"	47
915 gal.	OL915150BC*	11.10	1 1/2	12	23"	15"	9"	56
1225 gal.	OL1225200BC*	14.85	2	10	24"	15"	9"	70

Accessories:



Air Maintenance Device - Part # AMD-1
The AMD-1 regulates the volume of air being delivered to the sprinkler system by the air compressor.
Per NFPA 13 - An Air Maintenance Device is required on every system unless the air compressor has a capacity less than 5.5 ft³/min at 10 psi.

Motor Line Starters - Thermal Overload Protection Three Phase

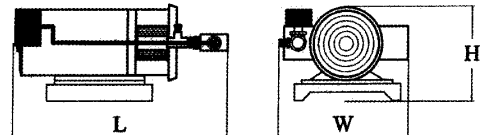
	208/230V	460V	Size	Model
Maximum HP	1 1/2 HP	2 HP	00	MG00B
	3 HP	5 HP	0	MGX0B
	7 1/2 HP	10 HP	1	MG01B

When Ordering a Motor Starter you must specify HP, Voltage and Phase that is supplied to the motor.

Notes:

- + System Capacity based on 70°F system temperature.
- ** Average CFM is the average free air delivery from 0 to 40 PSIG
- ++ Recommended Wire Sizes based on 100ft run. consult factory for longer or shorter runs.
- * Compressor has a capacity above 5.5 CFM at 10 PSI. Air Maintenance Device required per NFPA 13

VOLTAGE - All Units 208-230 or 460 Volt



⚠ WARNING: Cancer and Reproductive Harm - www.p65warnings.ca.gov



OL Plus Series - Three Phase Riser Mounted Fire Protection Air Compressor Electrical Cut Sheet



This riser mounted air compressor is specifically designed to fill systems to 40 PSI in 30 minutes per NFPA 13



Model Number	Nominal HP	Factory Wired Voltage	Amperage (amps)			Recommended Wire Size Based on Run Length (gauge)		
			Voltage	FLA	Start Up	25 FT	50 FT	100 FT
OL36550BC	1/2	460	208	4.0	28	12	12	10
			230	4.2	29.4	12	12	10
			460	2.1	14.7	12	12	12
OL43075BC	3/4	460	208	3.7	25.9	12	12	10
			230	4.0	28	12	12	10
			460	3.0	21	12	12	12
OL615100BC	1	460	208	4.5	31.5	12	12	10
			230	4.4	30.8	12	12	10
			460	2.2	15.4	12	12	12
OL915150BC	1 1/2	460	208	5.8	40.6	12	12	8
			230	6.4	44.8	12	12	8
			460	3.2	22.4	12	12	12
OL1225200BC	2	460	208	9.2	64.4	12	10	6
			230	9.2	64.4	12	10	8
			460	4.6	32.2	12	12	12

Note:

Wire sizes are based on maintaining 90% of the nominal voltage at starting amps. Starting amps are assumed to be 6 times the SFA.

Warning:

Failure to consult with a licensed electrical professional can result in serious personal injury or death. Disconnect all power before servicing. Undersized wire between the motor and the power source will limit the starting and load carrying abilities of the motor causing motor overheating and permanent damage to the motor. Wire sizes listed are recommendations only. Consult the National Electric Code (NEC) and any applicable local electrical safety codes. The NEC and GAP recommends a maximum voltage drop of 3%. Install motors and related equipment in accordance with the National Electrical Code (NEC) local electrical safety codes and practices. **It is always the electrician's responsibility to determine and install a wire size that ensures motors can start and run well.**

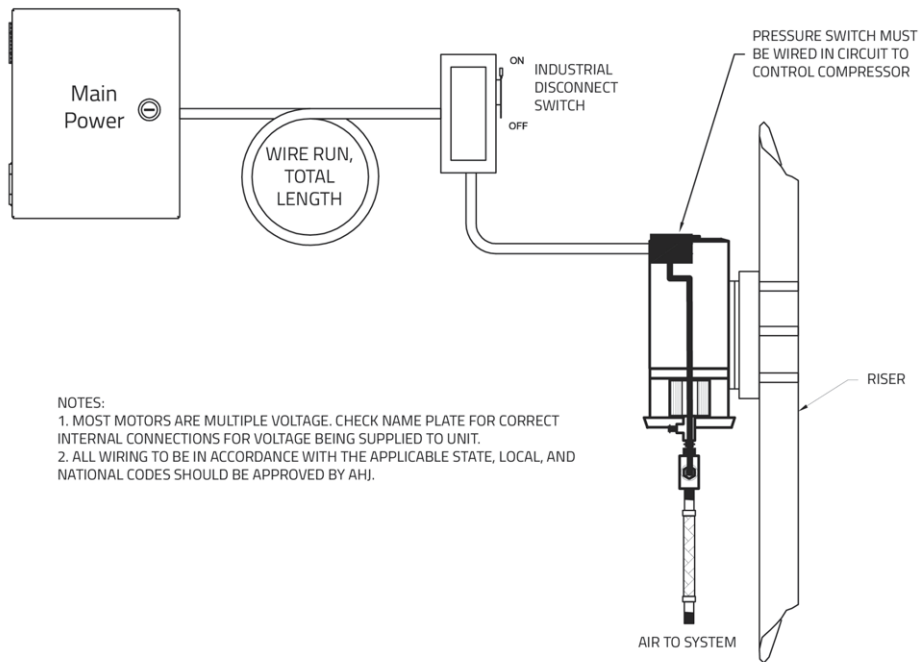
OL Plus Series - Connection Diagram

OL Plus Series

This riser mounted air compressor is specifically designed to fill systems to 40 PSI in 30 minutes per NFPA 13



System Layout

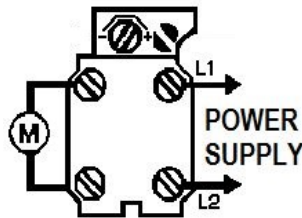


Pressure Switch Connection

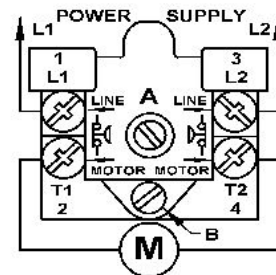
PRESSURE SWITCH Diagram

Note: Location of pressure switch varies based on model. This is a general diagram of components. For help specific to your switch please contact General Air Products.

SWP60401U-H
for 1/6 - 1/2 HP



SWP60601U
for 3/4 - 2 HP



Warning:

Failure to consult with a licensed electrical professional can result in serious personal injury or death. Disconnect all power before servicing. Undersized wire between the motor and the power source will limit the starting and load carrying abilities of the motor causing motor overheating and permanent damage to the motor. Wire sizes listed are recommendations only. Consult the National Electric Code (NEC) and any applicable local electrical safety codes. The NEC and GAP recommends a maximum voltage drop of 3%. Install motors and related equipment in accordance with the National Electric Code (NEC) local electrical safety codes and practices. **It is always the electrician's responsibility to determine and install a wire size that ensures motors can start and run well.**