

WINGITS®

Rectangular Permanent Rear Mount Tub Bench

Model:
WBTR

Part Numbers:

WBTR290150PW **WBTR290185PW**
29" x 15" Tub Bench 29" x 18.5" Tub Bench
White Phenolic Finish White Phenolic Finish

WBTR290150PT **WBTR290185PT**
29" x 15" Tub Bench 29" x 18.5" Tub Bench
Teak Phenolic Finish Teak Phenolic Finish

WBTR290150NW **WBTR290185NW**
29" x 15" Tub Bench 29" x 18.5" Tub Bench
White Padded White Padded
Naugahyde Naugahyde



Features:

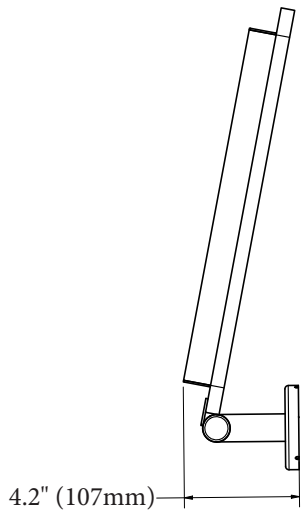
- Comfort and Safety
- Physical Support - helps those who have limited mobility
- Available in 1-Piece Phenolic material, Phenolic Slats or Padded Naugahyde
- 18-8 (304) Stainless Steel Frame
- Exceeds 250 lb load rating



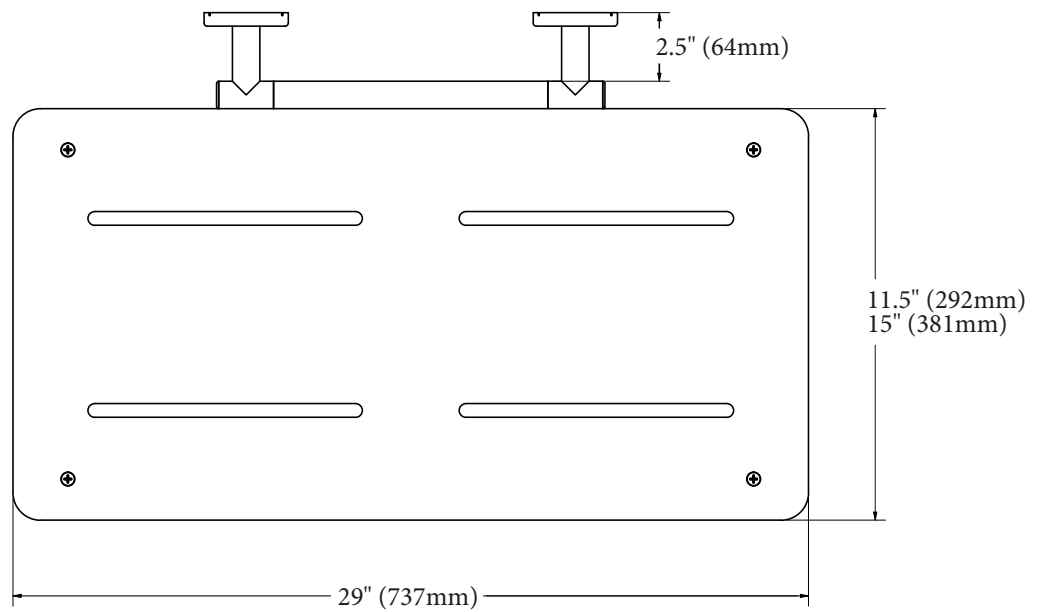
2" from center to center Flanges are 3" in diameter
Holes are 0.25" in diameter

MECHANICAL DATA
Height: 3" (76mm) Length: 29" (737mm) Depth: see part number
COMPOSITION
18-8 (304) Stainless Steel frame with Phenolic Top or Padded Naugahyde
MODALITY
Use: Wall Installation Load Capacity: 800 lb
INSTALLATION
WINGITS® Floating Tub Benches are designed to hold live loads and must be installed into Adequate Structural Blocking or with WINGITS® Fasteners (GBW40) when blocking is not available. The reinforcement should extend adequately past the overall height and width of the unit being installed.
RECOMMENDED INTEGRATION
Install into Adequate Structural Blocking or with WINGITS® Fasteners (GBW40).

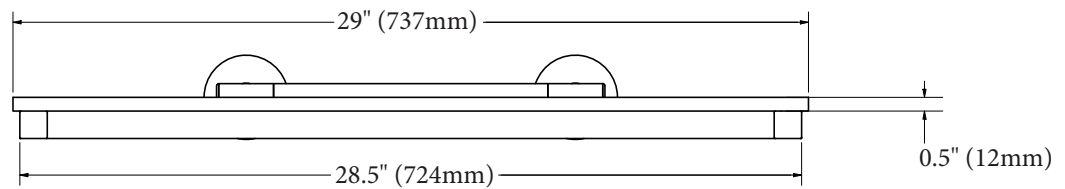
**Side
(Folded Up)**



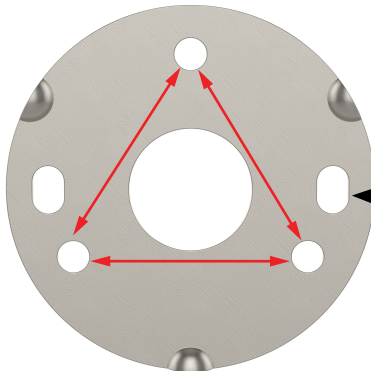
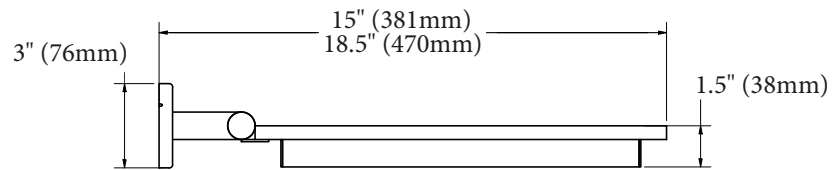
Top



Front



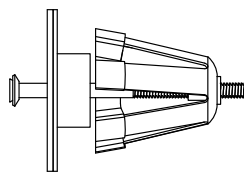
Side



Slots for Speed Installation into WingIts® Fastener (GBW40)

3 Circular holes for installation into Adequate Structural Blocking

Optional Hardware



WINGITS® Grab Bar Fastener (GBW40)
(2)