

For Light Commercial and Residential Applications

Job Name _____

Contractor _____

Job Location _____

Approval _____

Engineer _____

Contractor's P.O. No. _____

Approval _____

Representative _____

LEAD FREE*

**Series LF7R
Dual Check Valves**

LF7R Sizes: 1/2" – 1"

Series LF7R Dual Check Valves are designed for non-health hazard residential water system containment and continuous pressure applications, such as the drinking water supply service entrance or individual outlets. Series LF7R uses two compact replaceable check modules and is installed immediately downstream of the residential water meter. The LF7R features Lead Free* construction to comply with Lead Free* installation requirements.

Features

- Can be installed vertically or horizontally
- Available with combination of inlet/outlet sizes, types or thread and end connection

Specifications

The dual check backflow preventer shall meet the domestic requirements of ANSI/ASSE Standard 1024, and bear the seal of approval. It shall be Lead Free* cast copper silicon alloy bodied and include not less than one union. An identification tag indicating direction of flow shall be securely attached to the valve body. The Lead Free* Dual Check Valve shall comply with state codes and standards, where applicable, requiring reduced lead content. The dual check shall be Watts Series LF7R. (Please select the model best suited to your application.)

Pressure - Temperature

Temperature Range: 33°F – 180°F (0.5°C-82°C) continuous
Maximum Working Pressure: 175psi (12.07 bar)

Approvals



LF7R

Series LF7R: Inlet/Outlet Connections – Types available, ordering code, sizes available.

CONNECTION TYPE	CONNECTION CODE	SIZES AVAILABLE
National Pipe Thread Female	2	<i>in.</i> 1/2, 3/4, 1
National Pipe Thread Female – longer length	2L	1/2, 3/4, 1
National Pipe Thread Male	3	1/2, 3/4, 1
Female Meter Thread	4	1
Female Meter Thread (Swivel)	10	3/4, 1
Male Meter Thread	5	1

Union (U) Connections available on all inlet/outlet types and sizes.

When ordering Series LF7R Valves with Meter Thread Connections, be sure to order connection size one size larger than meter thread. Examples:

Meter Size	Order
5/8" x 1/2"	3/4"
5/8" x 3/4"	1"
3/4" x 3/4"	1"

NOTICE

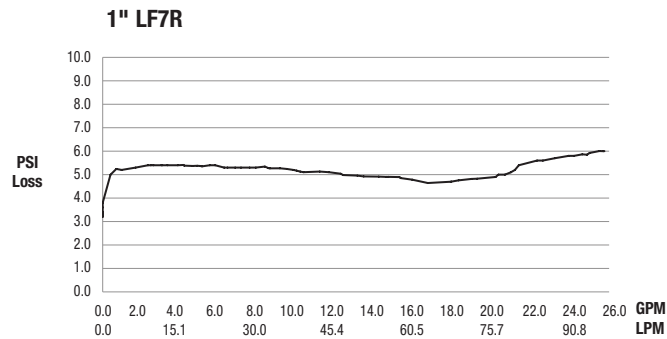
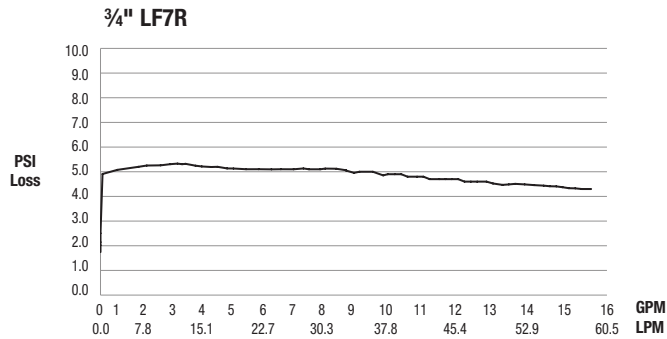
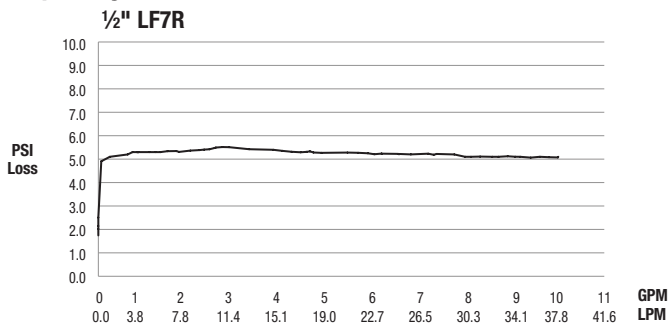
The information contained herein is not intended to replace the full product installation and safety information available or the experience of a trained product installer. You are required to thoroughly read all installation instructions and product safety information before beginning the installation of this product.

***The wetted surface of this product contacted by consumable water contains less than 0.25% of lead by weight.**

Watts product specifications in U.S. customary units and metric are approximate and are provided for reference only. For precise measurements, please contact Watts Technical Service. Watts reserves the right to change or modify product design, construction, specifications, or materials without prior notice and without incurring any obligation to make such changes and modifications on Watts products previously or subsequently sold.



Capacity



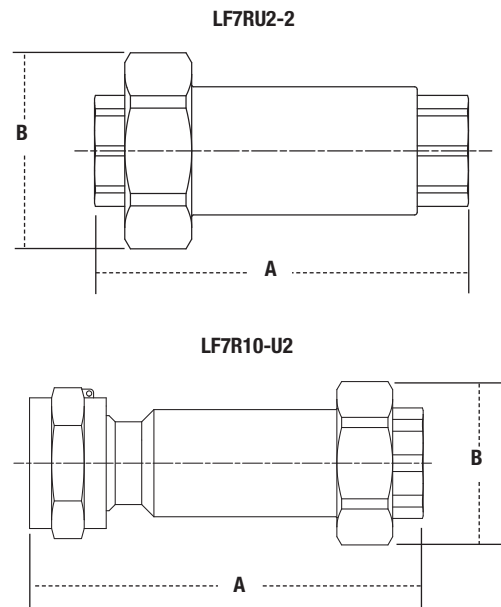
Materials

- Body: Lead Free* copper silicon alloy
- Check Modules: Engineered composite
- Discs: Santoprene
- Seals: EPDM
- Springs: Stainless steel

Dimensions - Weight

MODEL	SIZE	DIMENSIONS				WEIGHT	
		A		B		lbs.	kgs.
	in.	in.	mm	in.	mm		
LF7RU2-2	½	3⅝	92	1⅞	48	.7	.32
	¾	3⅝	92	1⅞	48	.7	.32
	1	3⅝	99	1⅞	48	.8	.36
LF7RU2L-2*	½	4⅞	113	1⅞	48	.774	.351
	¾	4⅞	109	1⅞	48	.819	.371
	1	4¼	108	1⅞	48	.866	.393
LF7RU2-U2	¾	3⅞	93	1⅞	48	.9	.41
LF7R10-U2	1	4½	114	1⅞	48	1.7	.77
LF7R10-U2L*	1x¾	4⅞	124	1⅞	48	1.020	.462
LF7R10-U3	1	4⅞	122	1⅞	48	1.7	.77

*These models have the lay length of the equivalent No 7 and LF7 valves, for convenience when replacing existing valves.



USA: Tel: (978) 689-6066 • Fax: (978) 975-8350 • Watts.com
 Canada: Tel: (905) 332-4090 • Fax: (905) 332-7068 • Watts.com
 Latin America: Tel: (52) 81-1001-8600 • Watts.com