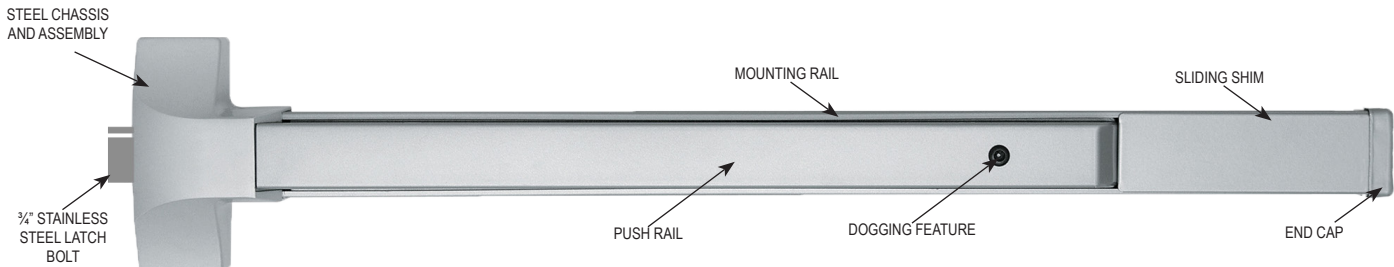


5000 & F5000 Series

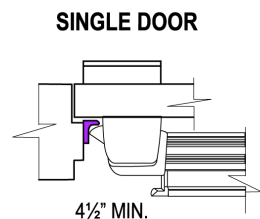
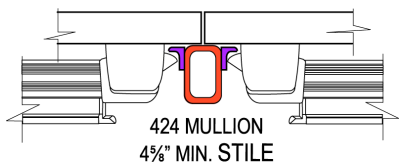
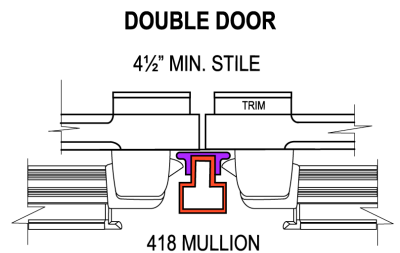
GRADE 2 Rim Type Exit Device



Specifications

For Doors.....	1 3/4" thick standard 3 3/4" minimum stile width required for single or double door application using standard 938 strike and pull or lever trims
Chassis.....	Steel (Panic Grade), steel (Fire Grade)
Cover.....	Covers stock hollow metal doors with 161-cutout
Mounting.....	Furnished standard with wood and machine screws. Available with thru-bolts on request. Thru-bolts are standard packaging on fire rated devices
End Cap.....	Steel construction
Hand.....	Non-handed, center hub
Latch Bolt.....	Stainless steel 3/4" throw
Spring.....	Steel throughout
ANSI Standard.....	A156.3, Grade 2
Rail Assembly.....	Heavy gauge steel, painted
Strike.....	938 packed standard (See strike page)
Dogging Feature.....	Allen-type key furnished standard on non-fire labeled devices
Mullion.....	Available
UL and ULC Listed.....	5000 Series for panic. F5000 Series for fire exit hardware for all types of 3' x 7' single doors and 6' x 7' double doors for up to 3 hour fire labeled installations. Conforms to standards UL10C and UBC 7-2-1997 codes
Finish.....	Aluminum (ALUM), Stainless Steel (US32D)
Anti-Microbial Coating.....	Available on US32D only. Use part # ANTB-EXIT

Minimum Stile Requirements
4" escutcheon trims and
4 1/2" for thimpiece and rose trims



DIMENSIONS

Touchbar height to finished floor	41" (1041 mm) at center
Touchbar projection	
Neutral	2 1/2" (64 mm)
Depressed	1 3/4" (45 mm)

MODEL	ACTUAL LENGTH	MAX CUT DOWN	DOOR SIZE
5000EO36 and F5000EO36	32"	6"	30" to 36" door width
5500EO48 and F5500EO48	39"	12"	31" to 48" door width