

## STAINLESS STEEL KITCHEN SINK 17 1/4"

### Drop-in Series

- 20 Gauge Stainless Steel
- 18-8 Chrome Nickel content
- Single bowl sink
- Installation hardware, template and instructions included
- **Waste fitting not included, must be ordered separately**
- **21" cabinet required**

### Nominal Dimensions:

17 1/4" x 22" x 8"

### Bowl Size:

15" wide

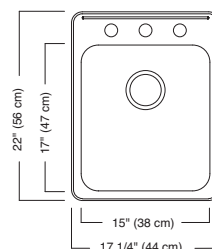
17" front to back

8" deep

### Compliance Certifications:

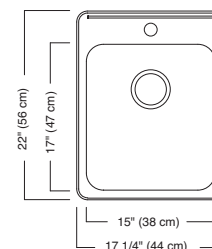
**IMPORTANT:** Dimensions of fixtures are nominal and may vary within the range of tolerances established by ASME A112.19.3

These measurements are subject to change or cancellation. No responsibility is assumed for use of superseded or voided leaflet.



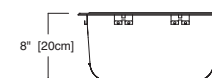
**17SB.172283.290**

Standard drilling:  
3 hole






**17SB.172211.290**

Optional drilling:  
1 hole on center



### To Be Specified:

- |  |   |                               |
|--|---|-------------------------------|
| <input type="checkbox"/> 8443.101500.075 |  | Stainless steel mesh colander |
| <input type="checkbox"/> 8445.131500.075 |  | Stainless steel bottom grid   |
| <input type="checkbox"/> 791566-0750A    |  | Stainless steel waste fitting |