

STAINLESS STEEL KITCHEN SINK 32 7/8"

Undermount Series

- 20 Gauge Stainless Steel
- 18-8 Chrome Nickel content
- Double bowl sink
- Installation hardware, template and instructions included
- **Waste fittings not included, must be ordered separately**
- **36" cabinet required**

Nominal Dimensions:

32 7/8" x 18 3/4" x 8"

Bowl Size:

15" wide

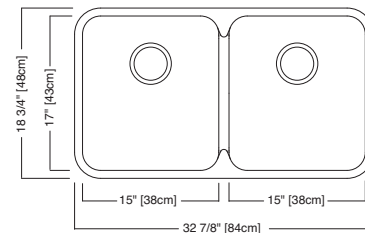
17" front to back

8" deep





Compliance Certifications:

IMPORTANT: Dimensions of fixtures are nominal and may vary within the range of tolerances established by ASME A112.19.3

These measurements are subject to change or cancellation. No responsibility is assumed for use of superseded or voided leaflet.



To Be Specified:

- | | | |
|--|---|-------------------------------|
| <input type="checkbox"/> 8443.101500.075 |  | Stainless steel mesh colander |
| <input type="checkbox"/> 8445.131500.075 |  | Stainless steel bottom grid |
| <input type="checkbox"/> 8445.131500.075 |  | Stainless steel bottom grid |
| <input type="checkbox"/> 791566-0750A |  | Stainless steel waste fitting |