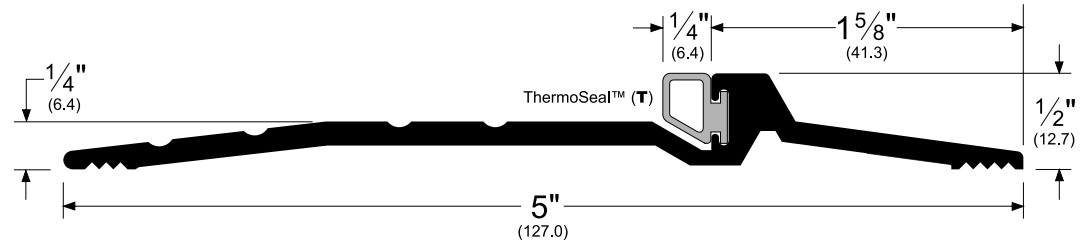


COMMERCIAL THRESHOLD

1/2" Commercial Saddle Threshold

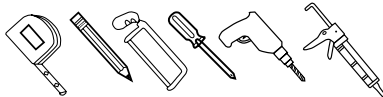


Testing/Ratings:



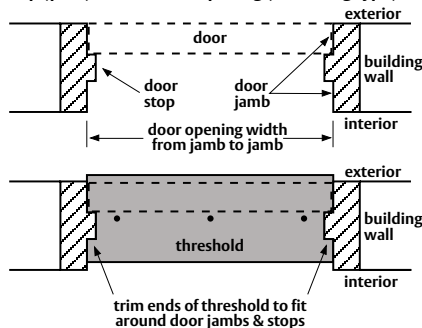
Category J gaskets for use with listed steel frames and/or classified steel covered composite, hollow metal doors rated up to and including 3 hours; wood and plastic covered composite doors rated up to and including 1-1/2 hours; and wood core doors rated for 20 minutes. (Thresholds may or may not contain gasketing material).

Tools Required:



Installation Instructions:

Top (plan) view of door opening (out-swing type)



1. Measure width of door opening from jamb to jamb and stop to stop and mark ends of threshold for trimming.
2. Trim ends of threshold to fit around door jambs and stops. Position threshold so that vinyl seal contacts face of door along entire width when door is closed (see above illustration).
3. Drill pilot holes in floor through pre-drilled holes in threshold.
4. Caulk ends of threshold, and under full length of legs (important for effective sealing and moisture control).
5. Secure threshold to floor with supplied screws. (When fastening to concrete, use anchors; anchors not included.)