



Bancroft®

5' VibrAcoustic® Bath

K-1151-VBLAW



Features

- Integral flange.
- Left drain.
- Bask® heated surface creates spa-like relaxation with soothing warmth on your back, shoulders, and neck.
- VibrAcoustic® technology emits sound waves and offers a surround sound experience.
- Six transducers and a control amplifier with 25' (7.6 m) of wiring.
- High-resolution color screen in polished chrome.
- Integral apron with removable access panel.
- Integral lumbar support.
- Textured bottom surface.
- Coordinates with other products in the Bancroft® collection.
- 60" (1524 mm) x 32" (813 mm) x 21-1/4" (540 mm)

Material

- Acrylic

Installation

- Alcove

Recommended Accessories

K- 11677 Bath Drain
1184460 Kit, UI Mounting
K- 1491 Bath/Whirlpool Pillow
K- 1601 Bath/Whirlpool Footstop
K- 7259 Clearflo Bath Drain



Codes/Standards






CSA B45.5/IAPMO Z124
ASTM E162
ASTM E662
UL 1795
CSA C22.2 No. 218.2
Greenguard UL 2818 - Gold
CARB P2

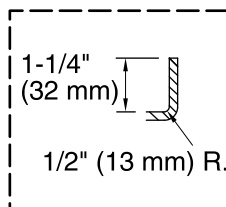
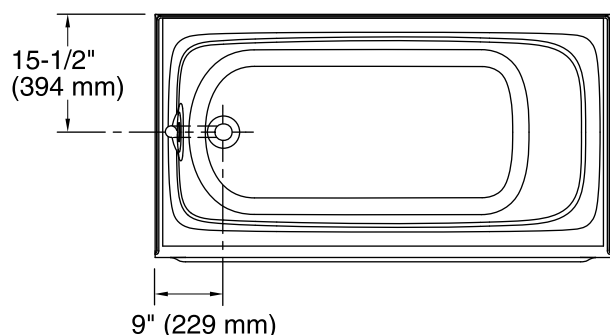
KOHLER® One-Year Limited Warranty

See website for detailed warranty information.

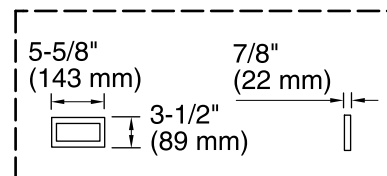
Available Color/Finishes

Color tiles intended for reference only.

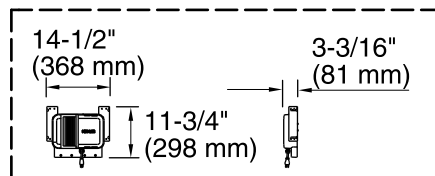
Color	Code	Description
	0	White
	96	Biscuit
	47	Almond
	NY	Dune
	G9	Sandbar



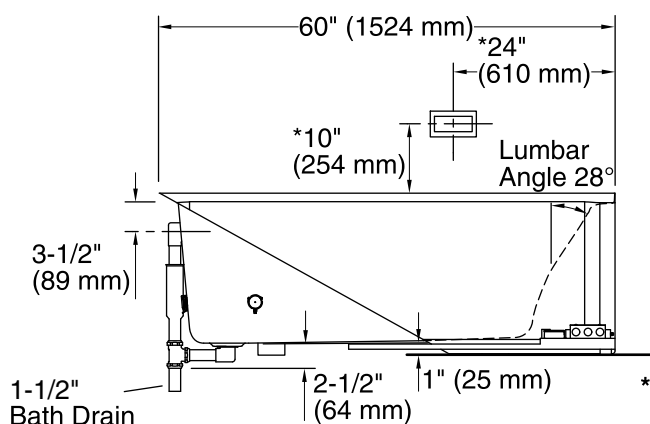
Integral Flange Detail



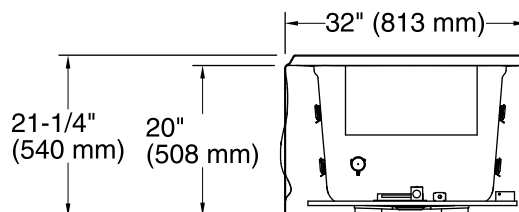
User Interface



Control Amplifier



***Recommended User Interface Location**



Required Electrical Service

One circuit required, protected with Class A Ground-Fault Circuit-Interrupter (GFCI) or Residual Current Device (RCD).

Amplifier, Heated Surface: 120 V, 15 A, 50/60 Hz

Technical Information

All product dimensions are nominal.

Installation: 3-Wall Alcove

Drain location: Left

Basin area, bottom: 45" x 22" (1143 mm x 559 mm)

Basin area, top: 54" x 25" (1372 mm x 635 mm)

Weight: 96 lbs (43.5 kg)

Minimum floor load: 47 lbs/ft² (229.5 kg/m²)

Water depth: 15" (381 mm)

Water capacity: 60 gal (227.1 L)

Electrical component rating: Amplifier: 120 V, 50/60 Hz, 15 W
Heated Surface: 120 V, 0.5 A, 50/60 Hz, 65 W

Minimum flat for door: 1-7/8" (47 mm)

Notes

Measure your actual product for rough-in details.

Install this product according to the installation instructions.

The hot water supply should be 70% of the capacity of the bath or greater. Installations will vary.

Provide one grounded electrical outlet within 24" (610 mm) of each component.

Control amplifier fits 16" (406 mm) center studs. 25' (7.6 m) cables are included.