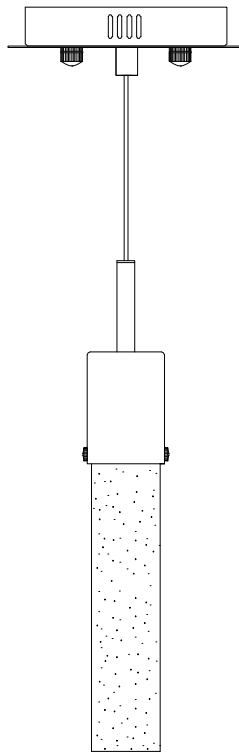


PRODUCT NAME: FIZZ IV 1-Light LED Pendant  
ITEM NUMBER: E22771-91PC

Please consult your electrician for hanging fixture and wiring.

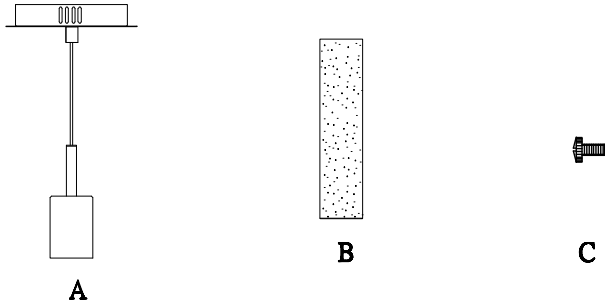


**WARNING: This fixture may be dimmed using standard triac dimmer. For maximum adjustability We recommend Lutron CL series dimmers.**

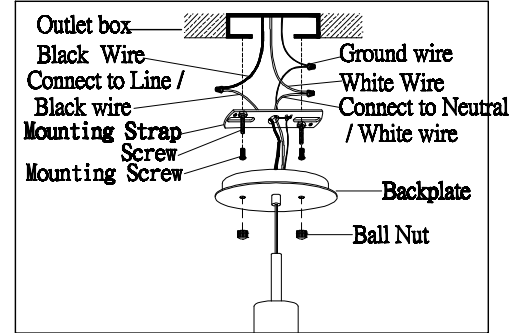
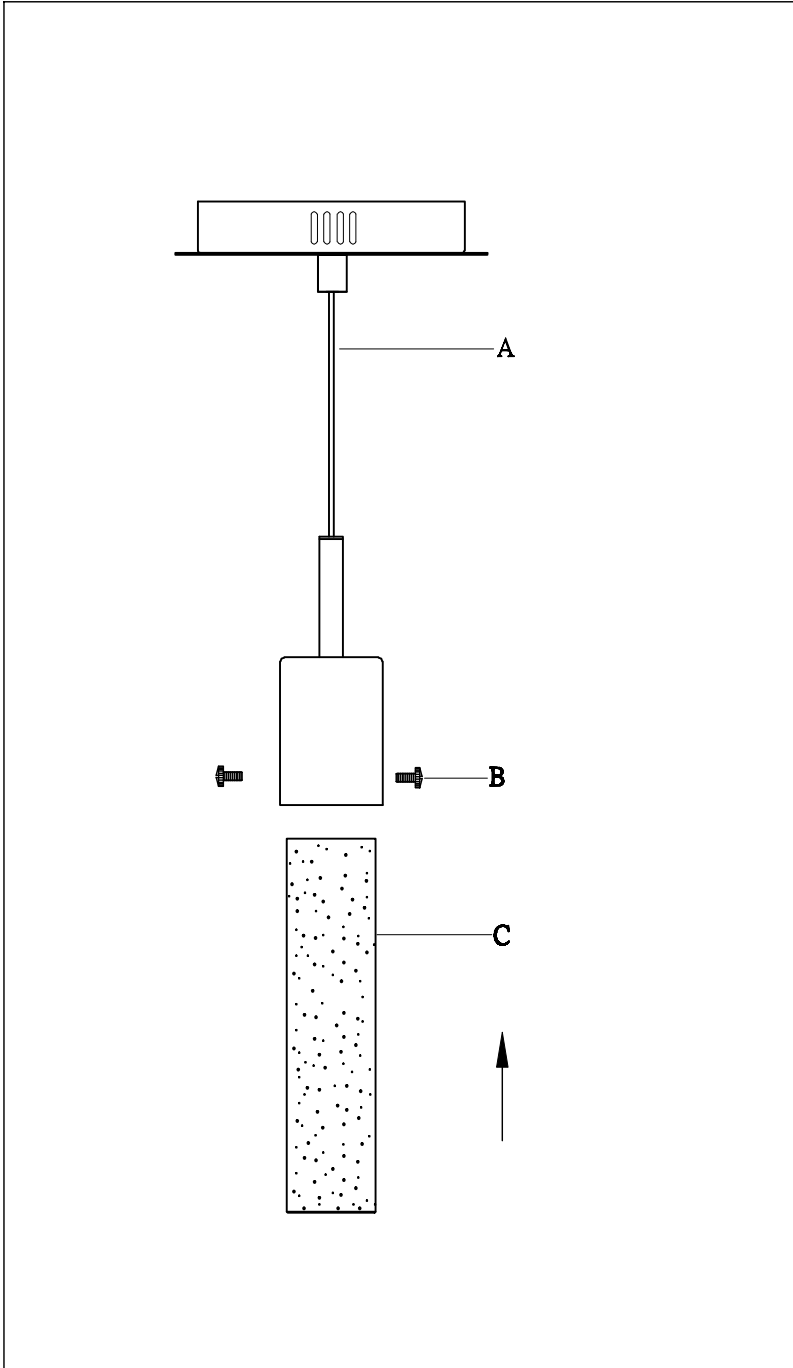
Bulb ( Included) :1-7.5W LED

**PRODUCTS ARE NOT INTENDED  
FOR COMMERCIAL USE.**

**IMPORTANT:** Turn off the power at the main fuse or circuit breaker box before starting installation

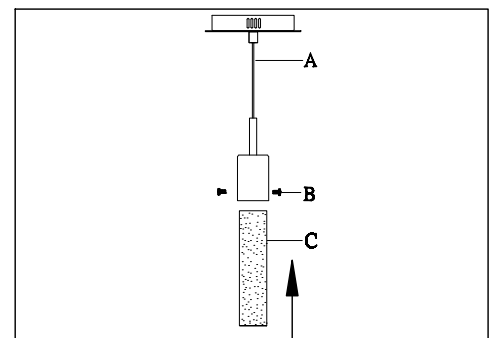


**Locate all hardware & components before discarding packaging**



1.)

**Step.1: Turn breaker off for circuit on outlet where fixture is to be installed. Remove Crossbar from fixture and install to electrical box. Wire fixture to wires in outlet box. Green wire is for Ground Install fixture to back-plate and tighten 2 nuts so that fixture meets the ceiling.**



2.)

**Step.2: Install glass into holder using 2 screws supplied**

**Cleaning & Care:**

Clean with soft cloth and a mild detergent.  
Do not use abrasive cleaner.