



ADA Roll-In Showers

ONE-PIECE GELCOAT
OR SOLID SURFACE

G 6233 BF

OD: 62" x 33" x 78.75"

ID: 60" x 30" Center Point

Weight: 200

Load Factor: 1.30

Handed By: Center Drain or Seat L/R

This unit complies with ANSI Z124.2,
ICC/ ANSI A117.1, ASTM F462, ASTM E84,
UPC, HUD, ADA, ABA, SBCCI, NAHB, UFAS.

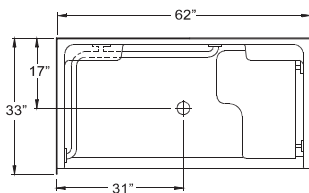
Also available as a MAS compliant unit.

Warranty: Gelcoat models have a 3 year limited warranty.
Acrylic models have a 5 year limited warranty. Pumps, parts,
and accessories 1 year limited warranty. For further details
please refer to the complete warranty section.

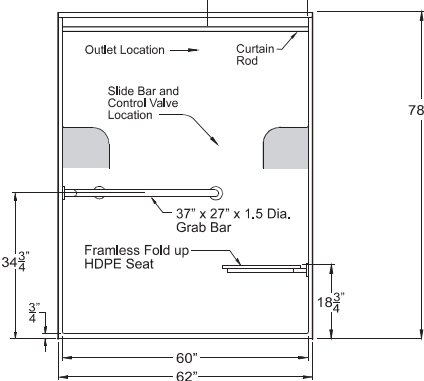
Due to the nature of the materials, dimensions may vary
+/- 1/2".



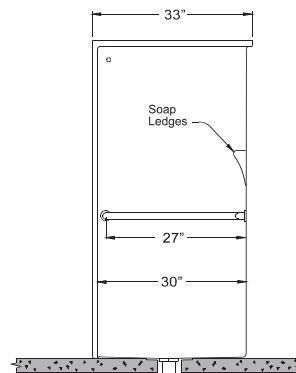
Photograph Illustrates Package One - Handed by Seat Left



Top View



Front View

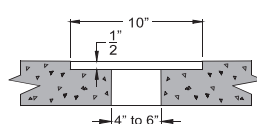


Side View

DETAIL OF DRAIN CORE AREA

4" To 6" Diameter Drain Core
Through Slab.

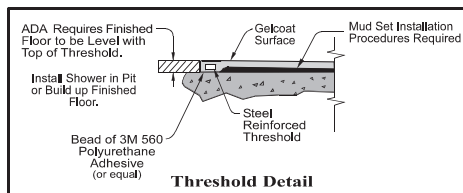
10" Diameter x 1/2" Deep
Recess Around Core



FRAMING DIMENSIONS

A	B	C	D
62 1/4"	33"	31 1/8"	11"

- Refer to pages 67 & 68 to view corresponding framing detail.
- 10" Diameter x .5" deep recess around drain core
- Unit must be installed into a recessed pit or build up finished floor to comply with ADA threshold guidelines.



Threshold Detail

PKG ONE - ADA/ANSI: G 6233 BF

- .75" No Recess BF Threshold
- Handed by Seat L/R
- Mudset
- White Polyester Gelcoat Finish

Factory Installed Accessories (Valve not included):

- L-Bar - 27" x 37" x 1.5" Smooth SS
- 26" X 21" Frameless White HDPE Seat
- 1" OD 18 Gauge SS Curtain Rod with Rod Cups

For ADA compliance with seat, installed accessories must include L-Bar, L-Seat, pressure balancing mixing valve, hand-held shower with slide bar (back wall, with in reach of seated user), vacuum breaker and 60" hose. Unit and accessories installed per ADA/ANSI and Praxis Installation and warranty guidelines.

PKG TWO - ADA/ANSI: G 6233 BF

- .75" No Recess BF Threshold
- Handed by Center Drain
- Mudset
- White Polyester Gelcoat Finish

Factory Installed Accessories (Valve not included):

- U-Bar - 27" x 60" x 27" x 1.5" Smooth SS w/ Center Flange
- 1" OD 18 Gauge SS Grommet Style Curtain Rod

For ADA compliance less seat, installed accessories must include U-Bar, pressure balancing mixing valve, hand-held shower with slide bar (on any wall), vacuum breaker and 60" hose. Unit and accessories installed per ADA/ANSI and Praxis Installation and warranty guidelines.

BUILD TO ORDER BASE PLUS ACCESSORIES BASE UNIT 1: G 6233 BF

- Specify Threshold Height
- Handed by Center Drain or Seat L/R
- Mudset
- Reinforced for Standard Accessories

BASE UNIT 2: G 6233 BF EB

- .75" No Recess BF Threshold
- Handed by Center Drain or Seat L/R
- EasyBase™
- Reinforced for Standard Accessories

BASE UNIT OPTIONAL ACCESSORIES

Standard Finish - Polyester Gelcoat:

- White
- Bone
- Biscuit

Premium Finish - CenturyStone™ Solid Surface:

- Solid - White, Bone or Biscuit
- Natural - Granite Finishes

Grab Bars

- S-Bar - 24" x 1.5" Smooth SS
- S-Bar - 24" x 1.25" Smooth White CC
- S-Bar - 24" x 1.25" Peened SS
- L-Bar - 27" x 37" x 1.5" Smooth SS
- L-Bar - 27" x 37" x 1.25" Smooth White
- L-Bar - 27" x 37" x 1.25" Peened SS
- U-Bar - 27" x 60" x 27" x 1.5" Smooth SS w/ Center Flange
- U-Bar - 27" x 60" x 27" x 1.25" Smooth White w/ Center Flange

Inside Curtain Line Seats (Revised ADA-ABA 2004)

- 26" X 21" Frameless White HDPE Seat
- 26" X 21" Frameless White Padded Seat
- 26" X 21" Frameless Woodgrain Phenolic Seat

Full Depth of Stall Seats (ADAAG 1991-2002)

- 28.5" X 21" Frameless White HDPE Seat
- 28.5" X 21" Frameless White Padded Seat
- 28.5" X 21" Frameless Woodgrain Phenolic Seat

Factory Modifications

- Valve Drilling - Specify Hole Size
- .75" No Recess BF Threshold
- 2" BF Threshold (Not Available with EasyBase™)
- Wood Reinforcement for HUD
- Full Wood Reinforcement
- ArmorShield P3 Protection
- Install 30" Slide Bar / HS Kit
- Install SS Soap Dish - Recessed
- Install Standard Symmons Valve Package
- Nurse Call Box Drilling - Specify Location
- 1" OD 18 Gauge SS Curtain Rod with Rod Cups
- 1" OD 18 Gauge Curtain Rod with Rod Cups
- Curtain Rod U-Cup Holder - Pair

Field Installed Accessories (Shipped Loose)

- No Caulk Drain - Chrome
- Semi-Permanent Threshold
- Collapsible Dam - White 66"
- Caps for Collapsible Dam - Pair
- Curtain - Premium 66" x 72" White Nylon Weighted
- Curtain - Heavy Duty 66" x 72" White Vinyl Weighted



HDPE (high density polyethylene) seats used by Praxis Companies, LLC contain recycled materials.

rev. 090810