

Features

- Oval basin.
- With overflow.
- Includes basin clamp assembly.
- High-density polyethylene overflow shelf.
- 19-7/8" (505 mm) x 16-11/16" (424 mm)

Material

- 20-gauge stainless steel.
- Luster finish.

Installation

- Under-mount or drop-in.

Required Accessories

K- 7114-A Pop-Up Drain

or

K- 7126 Pop-up drain

or

K- 7124-A Pop-Up Clicker Drain

or

K- 7127-A Drain

or

K- 7128-A Drain

or

K- 7129-A Drain

or

K- 7131-A Offset Drain

Recommended Accessories

K- 8998 P-Trap

Components

Additional included component/s: Basin clamp assembly, and Cutout template.



ADA

CSA B651

OBC

Codes/Standards

ASME A112.19.3/CSA B45.4

ADA

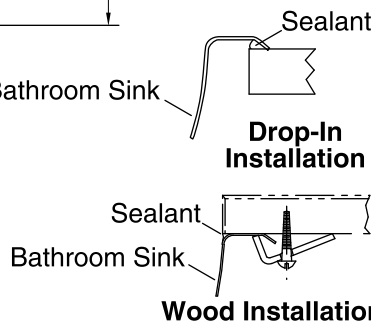
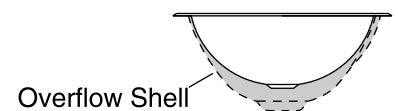
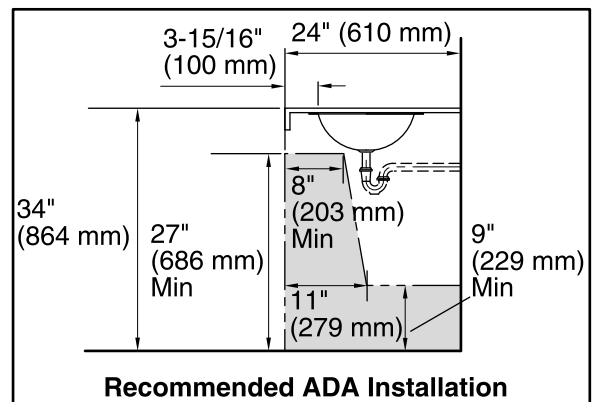
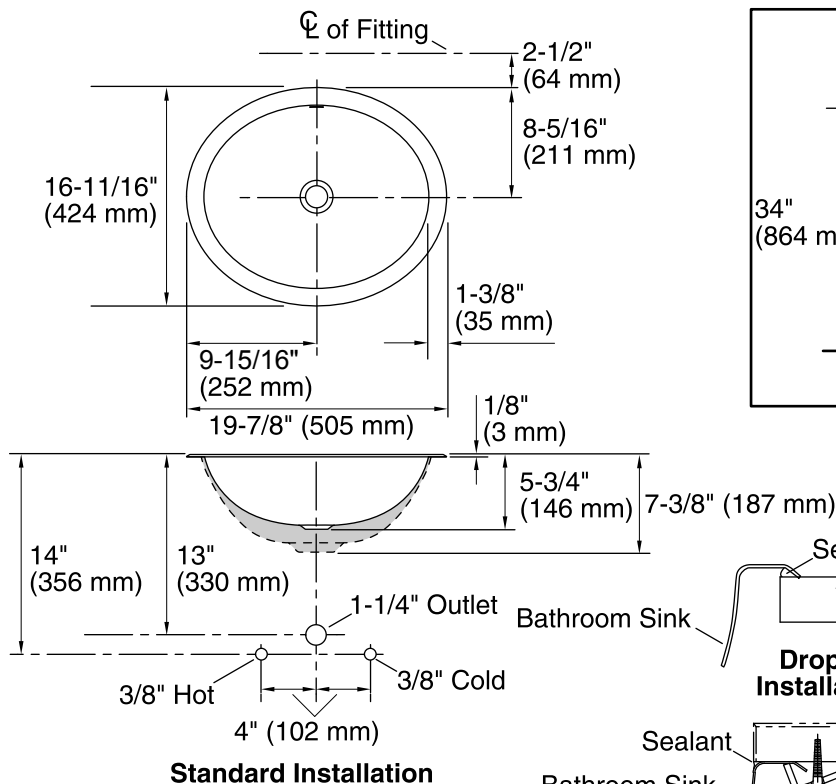
ICC/ANSI A117.1

CSA B651

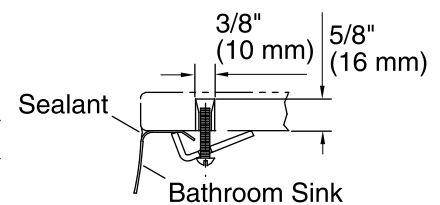
OBC

Kohler One-Year Limited Warranty

See website for detailed warranty information.



Wood Installation



Marble Installation

Technical Information

All product dimensions are nominal.

Installation:	Drop-In, Under-mount
Bowl area	Length: 17-1/8" (435 mm) Width: 14" (356 mm) Water depth: 4-1/16" (103 mm)
Drain hole:	1-5/8" (41 mm)
Template:	Drop-in, 1248333-7, not required, not included Under-mount, 1248333-7, not required, not included

Notes

Install this product according to the installation guide.

Installer must supply anchors based on countertop material and thickness.

ADA, OBC, CSA B651 compliant when installed to the specific requirements of these regulations.