

JBS45DF

GE® 30" Free-Standing Electric Range

Dimensions and Installation Information (in inches)

Receptacle Locations

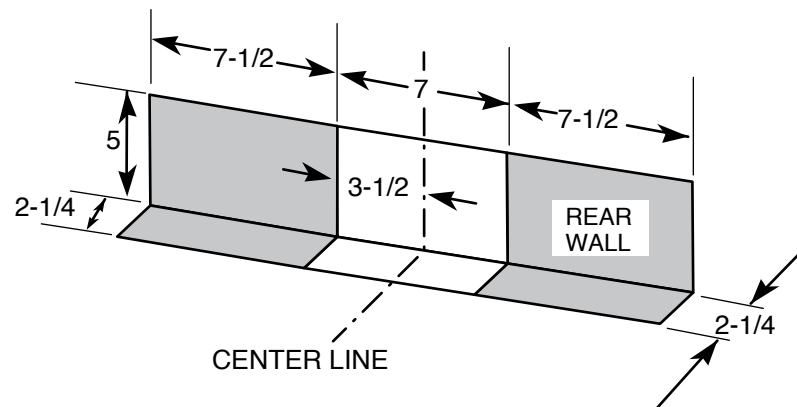
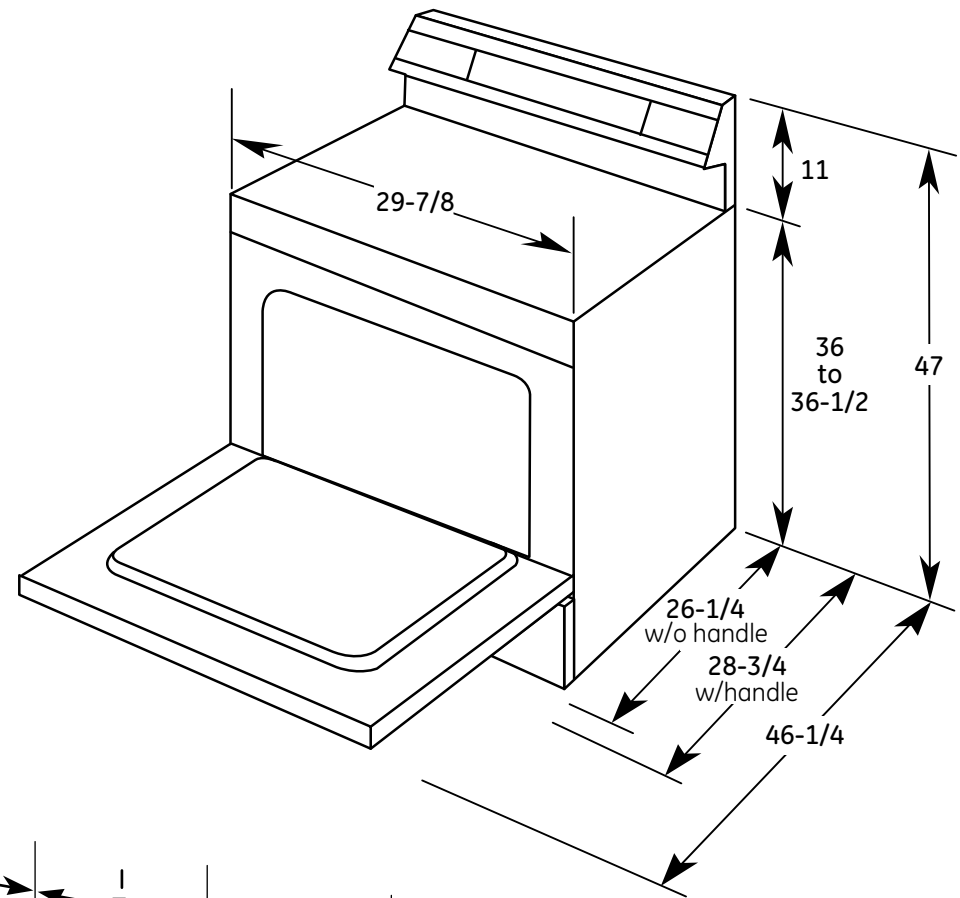
Locally approved flexible service cord or conduit must be used because terminals are not accessible after range installation. See shaded area in drawing for location of electrical outlet box. Recommended outlet locations allow range to be installed directly against wall.

Note: This appliance has been approved for 0" spacing to adjacent surfaces above the cooktop. However, a 6" minimum spacing to surfaces less than 15" above the cooktop and adjacent cabinet is recommended to reduce exposure to steam, grease splatter and heat.

Installation Information: Before installing, consult installation instructions for current dimensional data and additional requirements.

KW Rating	
240V	10.2
208V	7.7
Breaker Size	
240V	40 Amps†
208V	40 Amps†

†Note: Check local codes for required breaker size.



imagination at work

For answers to your Monogram® or GE® appliance questions, visit our website at geappliances.com or call GE Answer Center® service, 800.626.2000.



*ADA qualified based on Uniform Federal Accessibility Standards



All GE ranges are equipped with an Anti-Tip device. The installation of this device is an important, required step in the installation of the range.



Listed by Underwriters Laboratories

Specification Created 6/13


321549

JBS45DF

GE® 30" Free-Standing Electric Range

Features and Benefits

- Upfront Controls - Minimize need to reach
- 5.0 cu. ft. Oven Capacity - Cook more dishes at once
- Standard Clean Oven - Smooth surface and rounded corners make clean-up quick and easy
- Coil Heating Elements - Provide even heat and easy cleanup
- Dual Element Bake - Upper and lower elements produce even heat and great results
- Removable Full-Width Storage Drawer - Store cookware or kitchen accessories
- Model JBS45DFWW – White on white
- Model JBS45DFBB – Black on black



imagination at work