


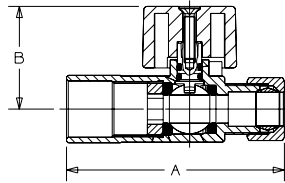
# Lead-Free\* PRO-Stop® Quarter-Turn Supply Stops

Pressure Rating: 125 PSI Non-Shock Cold Working Pressure



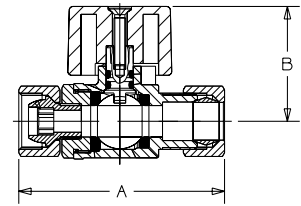
NIBCO® PRO-Stop® Supply Stops are specifically designed for use in applications that deliver water for human consumption; this includes commercial as well as residential construction.

MATERIAL LIST	
PART	SPECIFICATION
BODY / BODY END	DZR COPPER ALLOY CHROME PLATED
RETAINER	DZR COPPER ALLOY
STEM	DZR COPPER ALLOY
BALL	DZR COPPER ALLOY CHROME PLATED
COMPRESSION NUT	BRASS – CHROME PLATED
FERRULE	BRASS
O-RING	EPDM
HANDLE	ABS – CHROME PLATED
SCREW	STAINLESS STEEL



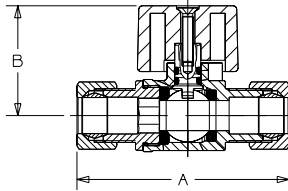
## 7120-LF

DESCRIPTION	Inlet x Outlet	DIMENSIONS		APPROX. NET WT.
		A	B	
STRAIGHT PATTERN Compression x Compression	½ x ½ OD	2.73"	1.15"	.212 lb
	½ x 3/8 OD	2.44"	1.15"	.172 lb



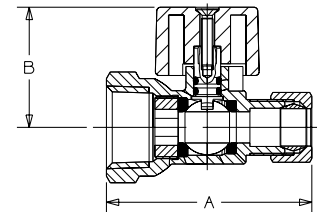
## 7140F-LF

DESCRIPTION	Inlet x Outlet	DIMENSIONS		APPROX. NET WT.
		A	B	
STRAIGHT PATTERN Female Comp x Compression	3/8 ODF x 3/8 OD	2.09"	1.15"	.170 lb



## 7140-LF

DESCRIPTION	Inlet x Outlet	DIMENSIONS		APPROX. NET WT.
		A	B	
STRAIGHT PATTERN Compression x Compression	5/8 OD x ½ OD	2.62"	1.15"	.252 lb
	5/8 OD x 3/8 OD	2.34"	1.15"	.213 lb
	5/8 OD x ¼ OD	2.28"	1.15"	.205 lb
	½ OD x ½ OD	2.73"	1.15"	.245 lb
	½ OD x 3/8 OD	2.50"	1.15"	.207 lb
	3/8 OD x 3/8 OD	2.22"	1.15"	.170 lb




## 7150-LF

DESCRIPTION	Inlet x Outlet	DIMENSIONS		APPROX. NET WT.
		A	B	
STRAIGHT PATTERN FIP x Compression	½ x ½ OD	2.28"	1.21"	.228 lb
	½ x 3/8 OD	2.09"	1.21"	.197 lb
	3/8 x 3/8 OD	2.01"	1.15"	.160 lb

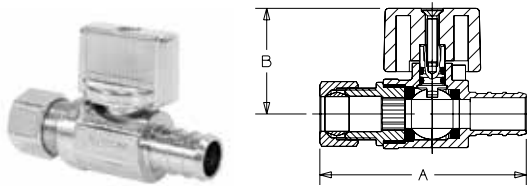
\*Lead Free refers to the wetted surface of pipe, fittings and fixtures in potable water systems that have a weighted average lead content ≤ 0.25% per the Safe Drinking Water Act (Sec. 1417) amended 1-4-2011 and other equivalent state regulations.

# Lead-Free\* PRO-Stop® Quarter-Turn Supply Stops

Pressure Rating: 125 PSI Non-Shock Cold Working Pressure

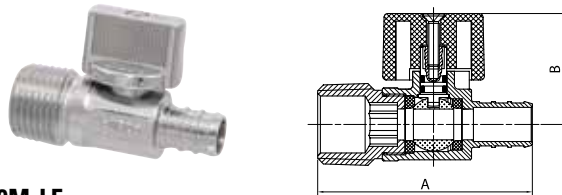


NIBCO® PRO-Stop® Supply Stops are specifically designed for use in applications that deliver water for human consumption; this includes commercial as well as residential construction.



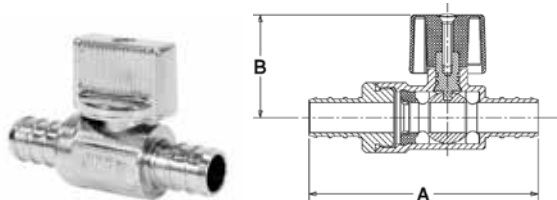
**7160-LF**

DESCRIPTION	Inlet x Outlet	DIMENSIONS		APPROX. NET WT.
		A	B	
STRAIGHT PATTERN PEX x Compression	½ x 3/8 OD	2.24"	1.15"	.152 lb
	½ x ¼ OD	2.27"	1.15"	.153 lb



**7160M-LF**

DESCRIPTION	Inlet x Outlet	DIMENSIONS		APPROX. NET WT.
		A	B	
STRAIGHT PATTERN PEX x MIP	½ x ½	2.22"	1.15"	.159 lb

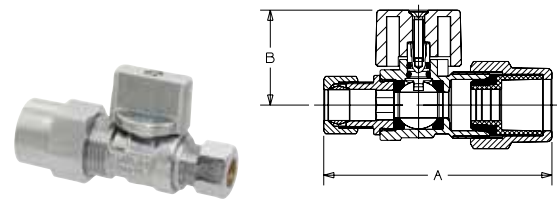


**7160PEX-LF**

DESCRIPTION	Inlet x Outlet	DIMENSIONS		APPROX. NET WT.
		A	B	
STRAIGHT PATTERN PEX x PEX	½ x ½	2.26"	1.15"	.134 lb

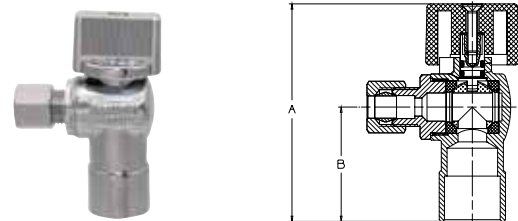
## MATERIAL LIST

PART	SPECIFICATION
BODY / BODY END	DZR COPPER ALLOY CHROME PLATED
STEM	DZR COPPER ALLOY
BALL	DZR COPPER ALLOY CHROME PLATED
COMPRESSION NUT	BRASS – CHROME PLATED
FERRULE	BRASS
O-RING & GASKET	EPDM
TRANSITION TAILPIECE	CPVC
HANDLE	ABS – CHROME PLATED
SCREW	STAINLESS STEEL



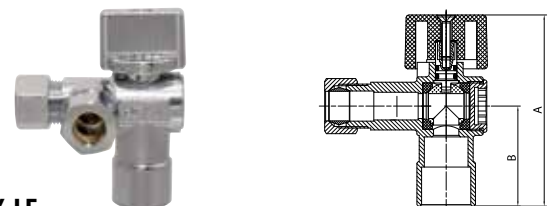
**7170-LF**

DESCRIPTION	Inlet x Outlet	DIMENSIONS		APPROX. NET WT.
		A	B	
STRAIGHT PATTERN CPVC x Compression	½ x 3/8 OD	2.80"	1.17"	.262 lb



**7125-LF**

DESCRIPTION	Inlet x Outlet	DIMENSIONS		APPROX. NET WT.
		A	B	
ANGLE PATTERN Solder x Compression	½ x ½ OD	2.46"	1.29"	.220 lb
	½ x 3/8 OD	2.46"	1.29"	.185 lb
	½ x ¼ OD	2.46"	1.29"	.182 lb




**7125DX-LF**

DESCRIPTION	Inlet x Outlet	DIMENSIONS		APPROX. NET WT.
		A	B	
DUAL OUTLET ANGLE PATTERN Solder x Comp x Comp	½ x 3/8 OD x 3/8 OD	2.44"	1.28"	.237 lb

\*Lead Free refers to the wetted surface of pipe, fittings and fixtures in potable water systems that have a weighted average lead content ≤ 0.25% per the Safe Drinking Water Act (Sec. 1417) amended 1-4-2011 and other equivalent state regulations.

# Lead-Free\* PRO-Stop® Quarter-Turn Supply Stops

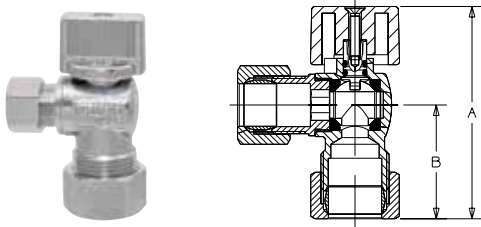
Pressure Rating: 125 PSI Non-Shock Cold Working Pressure



NIBCO® PRO-Stop® Supply Stops are specifically designed for use in applications that deliver water for human consumption; this includes commercial as well as residential construction.

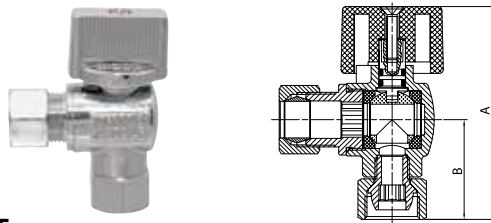
## MATERIAL LIST

PART	SPECIFICATION
BODY / BODY END	DZR COPPER ALLOY CHROME PLATED
RETAINER	DZR COPPER ALLOY
STEM	DZR COPPER ALLOY
BALL	DZR COPPER ALLOY CHROME PLATED
COMPRESSION NUT	BRASS – CHROME PLATED
FERRULE	BRASS
O-RING	EPDM
HANDLE	ABS – CHROME PLATED
SCREW	STAINLESS STEEL



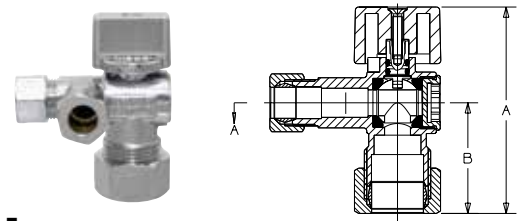
**7145-LF**

DESCRIPTION	Inlet x Outlet	DIMENSIONS		APPROX. NET WT.
		A	B	
<b>ANGLE PATTERN</b> Compression x Compression	5/8 OD x 1/2 OD	2.50"	1.33"	.261 lb
	5/8 OD x 3/8 OD	2.50"	1.33"	.224 lb
	5/8 OD x 1/4 OD	2.50"	1.33"	.224 lb
	1/2 OD x 1/2 OD	2.50"	1.33"	.245 lb
	1/2 OD x 3/8 OD	2.50"	1.33"	.205 lb
	3/8 OD x 3/8 OD	2.23"	1.06"	.171 lb



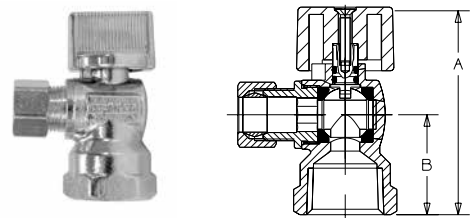
**7145F-LF**

DESCRIPTION	Inlet x Outlet	DIMENSIONS		APPROX. NET WT.
		A	B	
<b>ANGLE PATTERN</b> Female Comp x Compression	3/8 ODF x 3/8 OD	2.19"	1.03"	.176 lb



**7145DX-LF**

DESCRIPTION	Inlet x Outlet	DIMENSIONS		APPROX. NET WT.
		A	B	
<b>DUAL OUTLET ANGLE PATTERN</b> Comp x Comp x Comp	5/8 OD x 3/8 OD x 3/8 OD	2.51"	1.35"	.284 lb
	5/8 OD x 3/8 OD x 1/4 OD	2.51"	1.35"	.287 lb




**7155-LF**

DESCRIPTION	Inlet x Outlet	DIMENSIONS		APPROX. NET WT.
		A	B	
<b>ANGLE PATTERN</b> FIP x Compression	1/2 x 1/2 OD	2.25"	1.08"	.246 lb
	1/2 x 3/8 OD	2.25"	1.08"	.209 lb
	1/2 x 1/4 OD	2.25"	1.08"	.207 lb
	3/8 x 3/8 OD	2.15"	.980"	.177 lb

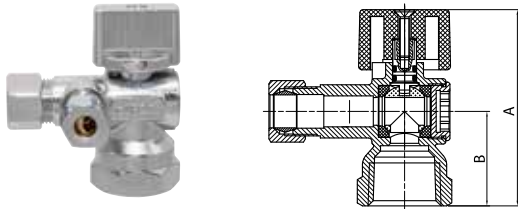
\*Lead Free refers to the wetted surface of pipe, fittings and fixtures in potable water systems that have a weighted average lead content ≤ 0.25% per the Safe Drinking Water Act (Sec. 1417) amended 1-4-2011 and other equivalent state regulations.

# Lead-Free\* PRO-Stop® Quarter-Turn Supply Stops

**Pressure Rating: 125 PSI Non-Shock Cold Working Pressure**

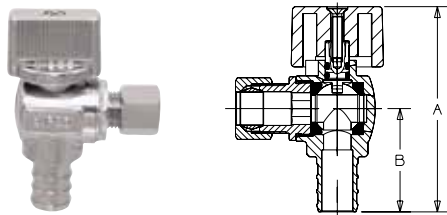


NIBCO® PRO-Stop® Supply Stops are specifically designed for use in applications that deliver water for human consumption; this includes commercial as well as residential construction.



**7155DX-LF**

DESCRIPTION	Inlet x Outlet	DIMENSIONS		APPROX. NET WT.
		A	B	
<b>DUAL OUTLET ANGLE PATTERN</b> FIP x Comp x Comp	½ x 3/8 OD x 3/8 OD	2.25"	1.08"	.260 lb
	½ x 3/8 OD x ¼ OD	2.25"	1.08"	.263 lb

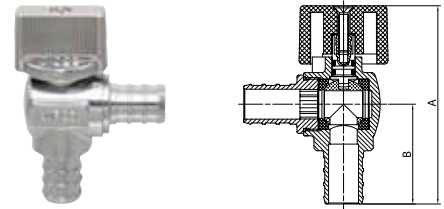


**7165-LF**

DESCRIPTION	Inlet x Outlet	DIMENSIONS		APPROX. NET WT.
		A	B	
<b>ANGLE PATTERN</b> PEX x Compression	½ x 3/8 OD	2.35"	1.18"	.164 lb
	½ x ¼ OD	2.35"	1.18"	.165 lb

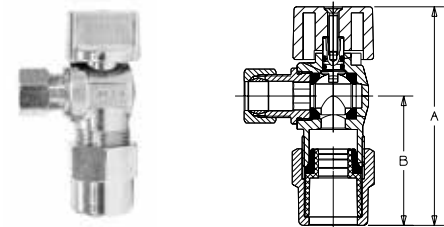
## MATERIAL LIST

PART	SPECIFICATION
BODY / BODY END	DZR COPPER ALLOY CHROME PLATED
STEM	DZR COPPER ALLOY
BALL	DZR COPPER ALLOY CHROME PLATED
COMPRESSION NUT	BRASS – CHROME PLATED
FERRULE	BRASS
O-RING & GASKET	EPDM
TRANSITION TAILPIECE	CPVC
HANDLE	ABS – CHROME PLATED
SCREW	STAINLESS STEEL



**7165PEX-LF**

DESCRIPTION	Inlet x Outlet	DIMENSIONS		APPROX. NET WT.
		A	B	
<b>ANGLE PATTERN</b> PEX x PEX	½ x ½	2.35"	1.18"	.148 lb



**7175-LF**

DESCRIPTION	Inlet x Outlet	DIMENSIONS		APPROX. NET WT.
		A	B	
<b>ANGLE PATTERN</b> CPVC x Compression	½ x 3/8 OD	2.85"	1.69"	.279 lb

\*Lead Free refers to the wetted surface of pipe, fittings and fixtures in potable water systems that have a weighted average lead content ≤ 0.25% per the Safe Drinking Water Act (Sec. 1417) amended 1-4-2011 and other equivalent state regulations.